

Anomalous Floquet-Anderson Insulator as a Nonadiabatic Quantized Charge Pump

Paraj Titum,^{1,2} Erez Berg,³ Mark S. Rudner,⁴ Gil Refael,¹ and Netanel H. Lindner²

¹*Institute for Quantum Information and Matter, Caltech, Pasadena, California 91125, USA*

²*Physics Department, Technion, 320003 Haifa, Israel*

³*Department of Condensed Matter Physics, The Weizmann Institute of Science, Rehovot 76100, Israel*

⁴*Niels Bohr International Academy and Center for Quantum Devices, University of Copenhagen, 2100 Copenhagen, Denmark*

(Received 5 August 2015; published 6 May 2016)

We show that two-dimensional periodically driven quantum systems with spatial disorder admit a unique topological phase, which we call the anomalous Floquet-Anderson insulator (AFAI). The AFAI is characterized by a quasienergy spectrum featuring chiral edge modes coexisting with a fully localized bulk. Such a spectrum is impossible for a time-independent, local Hamiltonian. These unique characteristics of the AFAI give rise to a new topologically protected nonequilibrium transport phenomenon: quantized, yet nonadiabatic, charge pumping. We identify the topological invariants that distinguish the AFAI from a trivial, fully localized phase, and show that the two phases are separated by a phase transition.

DOI: 10.1103/PhysRevX.6.021013

Subject Areas: Atomic and Molecular Physics,
Condensed Matter Physics,
Topological Insulators

I. INTRODUCTION

Time-dependent driving opens many new routes for realizing and studying topological phenomena in many-body quantum systems. For periodic driving, Floquet theory provides a powerful framework for analyzing quantum dynamics. In particular, periodically driven crystalline systems can be characterized in terms of Floquet-Bloch band structures, analogous to the band structures of nondriven systems. Recently, an intense wave of activity has developed around exploring the possibilities of using periodic driving to realize “Floquet topological insulators,” i.e., driven system analogues of topological insulators [1–22] in a variety of solid-state [23], atomic, and optical contexts [24,25].

In addition to the phenomena above, driven systems may also host unique types of robust topological phenomena, without analogues in static systems [3,26–32]. A prominent example is Thouless’s quantized adiabatic pump [33]: a gapped one-dimensional system transmits a precisely quantized charge when subjected to a periodic modulation, in the adiabatic limit of slow driving. More recently, a new example was discovered: a two-dimensional driven system can support chiral edge states even if all of its bulk Floquet bands have zero Chern numbers [3,27]. This situation stands in sharp contrast to that of static two-dimensional systems, where the existence of chiral edge states is

intimately tied to the topological structure of the system’s bulk bands, as captured by their Chern numbers [34]. A system exhibiting this anomalous behavior was recently realized using microwave photonic networks [35,36].

In this work, we show that the unique topological characteristics of periodically driven systems can lead to qualitatively new phenomena when spatial disorder is introduced. First, it is possible for robust chiral edge states to exist in a two-dimensional driven system where *all* bulk states are Anderson localized; we refer to such a system as an anomalous Floquet-Anderson insulator (AFAI). This situation cannot occur in the absence of driving, where the existence of chiral edge states necessarily implies that there must be delocalized bulk states at some energies [37]. Crucially, in an AFAI this relation is circumvented

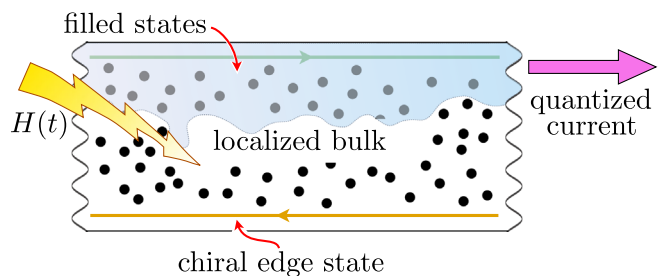


FIG. 1. The anomalous Floquet-Anderson insulator (AFAI), in a disordered two-dimensional periodically driven system with time-dependent Hamiltonian $H(t)$. In the AFAI phase all bulk states are localized, yet the system hosts chiral propagating edge states at all quasienergies. The nontrivial topology of the phase is characterized by a nonzero value of the winding number defined in Eq. (8).

Published by the American Physical Society under the terms of the Creative Commons Attribution 3.0 License. Further distribution of this work must maintain attribution to the author(s) and the published article’s title, journal citation, and DOI.

by the periodicity of quasienergy: the edge states persist through *all* quasienergies, completely wrapping around the quasienergy Brillouin zone. Moreover, the combination of these novel chiral edge states and a fully localized bulk gives rise to an intriguing nonequilibrium topological transport phenomenon: quantized *nonadiabatic* charge pumping.

This paper is organized as follows. In Sec. II, we present a heuristic physical picture of the AFAI phase and give an overview its properties. Section III analyzes a simple solvable model that serves as a proof of principle for the AFAI phase. In Sec. IV, we discuss the topological invariant characterizing the AFAI and show that the AFAI exhibits edge modes at every quasienergy. In Sec. V, we show how the edge mode structure leads to quantized charge pumping. In Sec. VI, we conduct a numerical study of a wider class of models exhibiting the AFAI phase. We numerically demonstrate the properties discussed in Secs. IV and V. At strong disorder, we find a topological transition between the AFAI and a “trivial” Floquet insulator where *all* states are localized (including at the edges).

II. PHYSICAL PICTURE AND SUMMARY OF THE MAIN RESULTS

To begin, in this section we summarize the main results of this work. In particular, we describe the unique spectral characteristics of the AFAI and the novel nonadiabatic quantized pumping phenomenon that it hosts. Our aim in this section is to provide a heuristic-level picture of our findings; detailed derivations and further discussion follow in Secs. IV–VI.

The AFAI is a unique phase occurring in disordered, periodically driven two-dimensional systems. The system evolves according to a time-periodic Hamiltonian, $H(t) = H(t + T)$, where T is the driving period. For describing the long-time behavior of such systems it is useful to study the stroboscopic “Floquet” evolution operator $U(T) = \mathcal{T} e^{-i \int_0^T dt H(t)}$. The eigenvalues of $U(T)$ are phases, $e^{-i\varepsilon T}$, where the quasienergy ε is defined in a periodic Floquet-Brillouin zone with period $\Omega = 2\pi/T$.

In two spatial dimensions, disordered, periodically driven systems may exhibit a variety of phases. Some of these phases have direct analogies in nondriven systems. In cases where such analogies exist, all features of the driven system can be derived from an associated time-independent “effective Hamiltonian” H_{eff} , defined such that $U(T) = e^{-iTH_{\text{eff}}}$. Topological characteristics, such as the presence or absence of chiral edge states at sample boundaries, are, in particular, captured in those cases by the effective Hamiltonian and its associated Chern numbers, just as for nondriven systems (recall that Chern numbers provide a full topological characterization of noninteracting static systems without symmetries). As a result, many phenomena exhibited by static systems can be mimicked by

periodically driven systems; examples include the direct correspondence between chiral edge states and bulk Chern numbers described above, as well as disorder-induced topological transitions, as exhibited by the “topological Anderson insulator” [38] and its Floquet counterpart [11].

The AFAI phase we introduce in this work is a phase of a disordered periodically driven systems whose characteristics are qualitatively distinct from those achievable in the absence of driving. Its defining property is that *all* its bulk Floquet states are localized by the disorder; nevertheless, its edges support chiral edge states. This unusual situation has a number of intriguing physical consequences, as we describe below.

In the absence of driving, chiral edge states *must* be accompanied by delocalized states in the bulk of the system. This can be seen by considering a system in an annular geometry and tracking how its spectrum evolves as magnetic flux is threaded through the hole of the annulus. Once a full flux quantum is inserted, the Hamiltonian is equivalent to the original one and therefore its spectrum must be unchanged compared to the original one. Tracing the evolution of a given state as the flux is inserted, there are two options once a full flux quantum is reached: (1) the state returns to its original energy or (2) the state “flows” to a new energy [39]. The edge states evolve according to option (2). The only way for this spectral flow to terminate is if a delocalized bulk state is reached, connecting the upward- and downward-flowing families of states on opposite edges. Thus, we see that chiral edge states cannot exist without delocalized bulk states, as otherwise the spectral flow would have to continue up and down to infinite energies.

The above argument fails when considering a periodically driven system, where the quasienergy spectrum is periodic with a period $\Omega = 2\pi/T$. In this case, the flow of the edge states need not terminate in a delocalized bulk state. Instead, the flow of the edge states can “wrap” around the quasienergy zone. In this light, it appears that it may be possible to find a system that exhibits chiral edge states and at the same time has *all* of the bulk states localized. If this unique situation can indeed be realized, it would furthermore imply that the chiral edge states must be present at every quasienergy. Can these intriguing properties be realized in a two-dimensional, disordered, periodically driven system? The current work is the first to address this question.

To prove the existence of this anomalous Floquet-Anderson insulator phase, in Sec. III we start with a simple exactly solvable periodically driven system, whose Floquet spectrum and eigenstates can be obtained explicitly. We then study its behavior in the presence of weak perturbations that break the solvability, and show that the AFAI phase is robust over a finite extent in parameter space. The nontrivial character of this phase is captured by an integer-valued bulk topological invariant W that characterizes the Floquet operator of a system on a torus with threaded fluxes (Sec. IVA). The value of the bulk invariant gives

the number of chiral edge states that would appear in a geometry with boundaries. In Sec. IV B, we show that the edge state spectrum itself can be directly characterized in terms of a different winding number invariant, defined for a system in a cylindrical geometry.

Our analysis is complemented by numerical simulations, which explore both the weak and strong disorder regimes. As the disorder strength is increased, we find that the system undergoes a phase transition to a trivial Anderson insulator; see Sec. VI B.

The above properties describe the single-particle characteristics of the AFAI and lead to its defining characteristic as a many-body system: robust quantized charge pumping that persists in a nonadiabatic driving regime. This behavior is in contrast to that of the one-dimensional “Thouless pump,” where the pumped charge is quantized only in the limit of infinitely slow driving [33]. The setup that realizes nonadiabatic quantized pumping is illustrated in Fig. 1. We consider a strip of AFAI in which all of the states close to one edge are populated with fermions. In this situation, the total current flowing through the strip is quantized as an integer times the inverse driving period, $\langle I \rangle = eW/T$. Here, W is the bulk topological invariant discussed above, and $\langle I \rangle$ is the current averaged over many driving periods. The quantized charge pumping is a direct result of the edge structure defined above: when the fermion occupation is of the form shown in Fig. 1, the edge states on one side are completely filled, while the localization of the bulk states prevents current from flowing in the direction perpendicular to the edge. In Sec. V, we derive the relation between the quantization of the charge current and the bulk topological invariant and discuss temporal fluctuations about the quantized value.

Putting together all of the characteristics described above, we may thus define the AFAI as a disordered, periodically driven system in which all the bulk Floquet eigenstates are localized, and (i) the quasienergy independent winding number W is nonzero, (ii) chiral edge modes propagate along sample boundaries at all quasienergies, and (iii) a quantized current is pumped whenever all states along one edge are filled with fermions. As we show below, the properties (i)–(iii) all follow from each other.

III. EXPLICIT DEMONSTRATION OF THE ANOMALOUS FLOQUET-ANDERSON PHASE

In this section, we study a simple model that allows us to explicitly demonstrate the existence and robustness of the AFAI phase. We start from an exactly solvable model for a periodically driven disordered system, which exhibits localized bulk bands with zero Chern numbers and chiral edge states at all quasienergies. We then argue that these properties are robust to generic small perturbations (which break the solvability): upon adding perturbations, the bulk states remain localized and the chiral edge states persist. The model thus proves the existence of a phase of

periodically driven systems in which chiral (Floquet) edge states may coexist with a fully localized bulk. This is the AFAI phase. In the next section, we discuss the robustness of the phase and the edge and bulk topological invariants that characterize its universality.

As a starting point, we consider a clean (nondisordered) system on a square lattice, introduced in Ref. [27]. The time-periodic, piecewise-constant Hamiltonian is of the form $H_{\text{clean}}(t) = H_n$, for $[(n-1)T/5] \leq t < (nT/5)$, $n = 1, \dots, 5$. The square lattice is divided into two sublattices, A and B (shown as filled and empty circles in Fig. 2). During each of the first four segments of the driving, $n = 1, \dots, 4$, hopping matrix elements of strength J between the A and B sublattices are turned on and off in a cyclic, clockwise fashion, as shown in Fig. 2(a): during segment $n = 1, 2, 3$, or 4, each site in the A sublattice is connected by hopping to the site above, to the right, below, or to the left of it, respectively. In the fifth segment of the period, all of the hoppings are set to zero, and an on-site potential $\delta_{A,B}$ is applied on the A and B sublattice sites, respectively.

We choose the hopping strength J such that $[(JT)/5] = (\pi/2)$. For this value of J , during each hopping

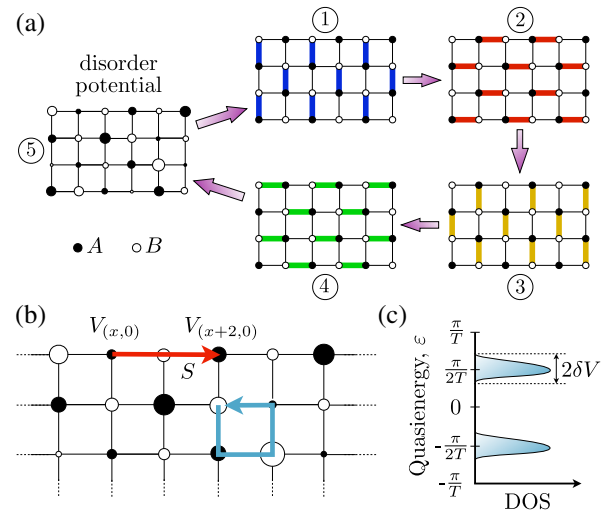


FIG. 2. Simple explicit model for achieving the anomalous Floquet-Anderson phase. (a) The Hamiltonian is piecewise constant, defined in five equal length segments of duration $T/5$. During steps 1–4, nearest-neighbor hopping is applied along the colored bonds as shown. The hopping strength J is chosen such that a particle hops between adjacent sites with probability one during each step. In the fifth step, all hopping is turned off and a random disorder potential is applied (the same potential is used for all subsequent driving cycles). (b) Over one driving period, a particle initialized on any site in the bulk returns precisely to its original position (blue arrow). Along the upper edge, a particle initialized on site $(x, 0)$ of the A sublattice shifts two sites to the right (red straight arrow) and acquires a phase $e^{-i[\pi/2 + V_{(x+2,0)}T/5]}$. (c) With disorder, the quasienergy spectrum consists of two nonoverlapping bands of width $2\delta V$, centered at $\epsilon = \pm\pi/2T$.

segment of the driving period a particle that starts on one of the sites hops to the neighboring site with unit probability. The on-site potential, applied only while all hopping matrix elements are turned off, is chosen to be $\delta_{A,B} = \pm(\pi/2T)$.

With the parameter values chosen above, it is easy to find the Floquet eigenstates and quasienergies of the time-dependent Hamiltonian $H_{\text{clean}}(t)$. The bulk spectrum consists of two flat Floquet bands with quasienergies $\pm(\pi/2T)$, with the corresponding Floquet eigenstates localized on either the A or B sublattice. Over each driving period, a particle initially localized on either an A or a B site in the bulk encircles a single plaquette and returns to its original position; see blue arrow in Fig. 2(b). In a cylindrical geometry, motion along the edge is also easily visualized: particles on the first row of sites in the A (B) sublattice along the upper (lower) edge shift one unit cell to the right (left), as shown by the red arrow on the upper edge in Fig. 2(b). The corresponding eigenstates are, therefore, plane waves, localized on the first row of sites in the A (B) sublattice along the upper (lower) edge. The two edges therefore host linearly dispersing chiral modes in the quasienergy gaps between the two bulk bands.

We now introduce a specific form of a time-dependent disorder potential $V(t)$, which still allows for an exact solution. The full time-dependent Hamiltonian is given by $H_0(t) = H_{\text{clean}}(t) + V(t)$. During the fifth segment of the driving period, we let $V(t) = \sum_{\mathbf{r}} V_{\mathbf{r}} c_{\mathbf{r}}^{\dagger} c_{\mathbf{r}}$, where $V_{\mathbf{r}}$ is drawn from a smooth distribution with support in the range $[-\delta V, \delta V]$, and $c_{\mathbf{r}}$ is the annihilation operator at the integer-valued lattice position $\mathbf{r} = (x, y)$. During segments 1–4, $V(t) = 0$. We choose $\delta V < (\pi/2T)$, ensuring that the gap between bands remains open.

By following the evolution of a state that is localized on a single bulk site \mathbf{r} at time $t = 0$, one can easily verify that this state is a Floquet eigenstate, whose quasienergy is $\pm(\pi/2T) + V_{\mathbf{r}}$ [here, $+1$ (-1) refers to an initial site in the A (B) sublattice]. With periodic boundary conditions, the Floquet spectrum consists of two bands, with quasienergies in the ranges $[\pm(\pi/2T) - \delta V, \pm(\pi/2T) + \delta V]$; see Fig. 2(c).

In a cylindrical geometry, one can similarly follow the evolution of a state that is initially localized on a site at the edge, as discussed above and in Fig. 2(b). A particle initialized at site $\mathbf{r} = (x, 0)$ on the A sublattice on the upper edge is translated by two sites to the right, and then picks up a phase $e^{-i[\pi/2 + V_{(x+2,0)}T/5]}$. The Floquet eigenstates localized at the edge are no longer perfect plane waves, but they do remain extended with support entirely on the first row of sites along the edge.

To explicitly construct the edge eigenstates, note that the shift operation [denoted S in Fig. 2(b)] followed by the application of a local phase gives

$$\psi_{x+2}(T) = \psi_x(0) e^{-i[\pi/2 + V_{(x+2,0)}T/5]}, \quad (1)$$

where $\psi_x(t)$ is the wave function of an edge eigenstate at $(x, 0)$. The eigenvalue relation further yields $\psi_{x+2}(T) = \psi_{x+2}(0) e^{-i\epsilon T}$. Taking the ansatz $\psi_x = e^{i(kx + \delta\phi_x)}$ yields $\epsilon = k/T$ and $\delta\phi_{x+2} = \delta\phi_x - (\pi/2) - V_{(x+2,0)}T/5$. This recurrence relation for the phases is trivially solved by iteration for a system in the geometry of an infinite strip, for any value of k . For a finite cylinder with $2N$ sites around the perimeter, the edge state closes on itself and yields an additional nontrivial condition: $\delta\phi_1 = 2kN + \delta\phi_{2N} - (\pi/2) - V_{(1,0)}T/5$. Satisfying this constraint imposes a quantization condition on the allowed values of k . In the thermodynamic limit, all values $0 \leq k < 2\pi$ become allowed and we explicitly see that chiral edge states persist at all quasienergies, in the presence of a fully localized bulk. By the definition presented in Sec. II, the Hamiltonian $H_0(t) = H_{\text{clean}}(t) + V(t)$ thus realizes the AFAI phase.

Clearly, the above model utilizes a very specific form of the periodic driving and of the added disorder. Nevertheless, we argue that the AFAI is a robust phase that does not require fine-tuning. To demonstrate the robustness of the phase, we now consider a generic local perturbation of $H_0(t)$ that preserves the periodicity in time, $H_{\lambda}(t) = H_0(t) + \lambda D(t)$, and show that the AFAI phase survives up to a finite value of λ .

The perturbation $D(t)$ is assumed to be periodic in time and short ranged in real space, such that the matrix elements of $D(t)$ vanish beyond the r th neighbor on the square lattice. For $\delta V = 0$ (no disorder) and $\lambda \neq 0$, the bulk eigenstates of $U(T)$ are generically dispersive and delocalized. However, we argue that for $\delta V > 0$ and for a sufficiently small λ , all of the bulk Floquet states remain localized. To see this, we derive a time-independent effective Hamiltonian H_{λ}^{eff} for the Floquet problem (on the torus), with $\delta V \neq 0$, $\lambda \neq 0$:

$$e^{-iH_{\lambda}^{\text{eff}}T} = \mathcal{T} e^{-i \int_0^T dt [H_0(t) + \lambda D(t)]}, \quad (2)$$

where \mathcal{T} denotes time ordering. We further write the effective Hamiltonian as $H_{\lambda}^{\text{eff}} = H_{(0)}^{\text{eff}} + D_{\text{eff}}$, where $H_{(0)}^{\text{eff}}$ corresponds to the unperturbed ($\lambda = 0$) effective Hamiltonian, defined such that its eigenstates lie in the range $[-(\pi/T), (\pi/T))$. Here, we are considering a system with periodic boundary conditions; we comment on the edge states later.

The key point, which we show below, is that for sufficiently small δV and λ , the hopping matrix elements of the effective static Hamiltonian $H_{(0)}^{\text{eff}} + D_{\text{eff}}$ decay exponentially with distance. If, in addition, $\lambda \ll \delta V/\Omega$, then all of the Floquet eigenstates remain localized [40].

To find the effective Hamiltonian for $\lambda \neq 0$ we need to solve for D_{eff} . The unperturbed effective Hamiltonian is of the form

$$H_{(0)}^{\text{eff}} = \sum_{\mathbf{r}} \left(\frac{(-1)^{\eta_{\mathbf{r}}}\pi}{2T} + V_{\mathbf{r}} \right) c_{\mathbf{r}}^{\dagger} c_{\mathbf{r}}, \quad (3)$$

where $\eta_{\mathbf{r}} = 0$ (1) for j on the A (B) sublattice. We express D_{eff} as a power series in λ :

$$D_{\text{eff}} = \lambda D_{\text{eff}}^{(1)} + \lambda^2 D_{\text{eff}}^{(2)} + \lambda^3 D_{\text{eff}}^{(3)} + \dots \quad (4)$$

To find $D_{\text{eff}}^{(m)}$, we expand both sides of Eq. (2) in powers of λ and compare them order by order. The details of the calculation are given in Appendix A. The results can be summarized by considering the explicit representation of the operators $D_{\text{eff}}^{(n)}$ as a tight-binding Hamiltonian:

$$D_{\text{eff}}^{(n)} = \sum_{\mathbf{r}, \mathbf{r}'} \Delta_{\mathbf{r}, \mathbf{r}'}^{(n)} c_{\mathbf{r}}^\dagger c_{\mathbf{r}'}. \quad (5)$$

Using the explicit form for $H_{(0)}^{\text{eff}}$ given in Eq. (3), we find for the lowest-order term

$$\Delta_{\mathbf{r}, \mathbf{r}'}^{(1)} = \frac{iE_{\mathbf{r}, \mathbf{r}'}}{e^{iE_{\mathbf{r}, \mathbf{r}'}T} - 1} \left[\int_0^T dt \mathcal{D}(t) \right]_{\mathbf{r}, \mathbf{r}'}, \quad (6)$$

with $\mathcal{D}(t) = U_0(t, 0)^\dagger D(t) U_0(t, 0)$, where $U_0(t, 0)$ is the $\lambda = 0$ evolution operator, and $E_{\mathbf{r}, \mathbf{r}'} = V_{\mathbf{r}} - V_{\mathbf{r}'} + \{[(-1)^{\eta_{\mathbf{r}}} - (-1)^{\eta_{\mathbf{r}'}}]\pi/(2T)\}$ is the zeroth-order quasienergy difference between the states localized at sites \mathbf{r} and \mathbf{r}' .

As long as $E_{\mathbf{r}, \mathbf{r}'}T$ is smaller than 2π for every pair of sites, which is the case for $\delta V < [\pi/(2T)]$, the factor $[(iE_{\mathbf{r}, \mathbf{r}'})/(e^{iE_{\mathbf{r}, \mathbf{r}'}T} - 1)]$ in Eq. (6) is bounded. Similarly, the matrix elements $\Delta_{\mathbf{r}, \mathbf{r}'}^{(n)}$ are all nonsingular (see Appendix A). Under these conditions, we expect the expansion in powers of λ to converge. In Appendix A, we argue that for sufficiently small λ , the matrix elements of H_{λ}^{eff} decay exponentially with distance. Therefore, H_{λ}^{eff} has the form of a tight-binding model with random on-site potentials and weak, short-range hopping. In this context, we expect all states to remain localized up to a critical strength of λ .

Since all of the bulk states remain localized as λ is turned on, the chiral edge states that exist for $\lambda = 0$ cannot disappear; the only way to remove them is by closing the mobility gap in the bulk, allowing the two counter-propagating states at the two opposite edges to backscatter into each other. Hence, we expect the chiral edge states to persist up to a critical value of λ where the bulk mobility gap closes.

In this section, we used a simple explicit model to demonstrate the existence of the AFAI, proving by example that chiral edge states may exist in a periodically driven system in which all bulk states are localized. Next, we show that this behavior, in fact, has a topological origin, and is thus much more general than the example used for this existence proof.

IV. TOPOLOGICAL INVARIANTS OF THE AFAI

In this section, we derive ‘‘bulk’’ and ‘‘edge’’ topological invariants that characterize the robust features of the AFAI

spectrum for systems in periodic and open geometries, respectively. As we show, the bulk invariant, computed for an AFAI on a torus, gives the net number of chiral edge modes when the system is opened to a cylindrical geometry.

A. Bulk invariant

We now consider a generic disordered two-dimensional system with a time-periodic Hamiltonian $H(t) = H(t + T)$. No special form of disorder is assumed. As an additional ingredient, we also consider constant (time-independent) fluxes, $\Theta = (\theta_x, \theta_y)$, which are threaded through the torus [41]. This yields a family of time-dependent Hamiltonians $H(\Theta, t)$, and their associated evolution operators, $U(\Theta, t) = \mathcal{T} e^{-i \int_0^t H(\Theta, t') dt'}$.

As a first step in constructing the bulk topological invariant, we define an associated, ‘‘deformed’’ time-periodic evolution operator for the system on a torus:

$$U_{\varepsilon}(\Theta, t) = U(\Theta, t) \exp[iH_{\varepsilon}^{\text{eff}}(\Theta)t], \quad (7)$$

with $H_{\varepsilon}^{\text{eff}}(\Theta) = (i/T) \log U(\Theta, T)$. Note that, by construction, $U_{\varepsilon}(\Theta, T) = \mathbb{1}$. The explicit dependence on ε in the above definitions comes from the necessary choice of a branch cut for \log ; we use a definition such that $-i \log e^{i\chi} = \chi$ if $\chi \in [0, \varepsilon T)$ and $-i \log e^{i\chi} = \chi - 2\pi$ if $\chi \in [\varepsilon T, 2\pi)$.

With these definitions at hand, we can define the ‘‘winding number’’ [42]:

$$W_{\varepsilon} = \int_0^T dt \int \frac{d^2\Theta}{8\pi^2} \text{Tr}(\mathcal{U}_{\varepsilon}^\dagger \partial_t \mathcal{U}_{\varepsilon} [\mathcal{U}_{\varepsilon}^\dagger \partial_{\theta_x} \mathcal{U}_{\varepsilon}, \mathcal{U}_{\varepsilon}^\dagger \partial_{\theta_y} \mathcal{U}_{\varepsilon}]). \quad (8)$$

In Eq. (8), we use the shorthand $\mathcal{U}_{\varepsilon} \equiv U_{\varepsilon}(\Theta, t)$, and W_{ε} is an integer, which can, in principle, depend on the quasienergy ε . Note that in order for W_{ε} to be well defined, the quasienergy ε has to remain in a spectral gap of $U(\Theta, T)$ for every value of the threaded fluxes Θ (otherwise, the operator $\mathcal{U}_{\varepsilon}$ is discontinuous as a function of Θ). For a large enough disordered system, almost all values of ε satisfy this requirement, since upon changing fluxes θ_x and θ_y , the quasienergies of the localized bulk states change only by an amount proportional to $e^{-L/\xi}$, where ξ is the localization length and L is the linear system size. In contrast, the average level spacing is proportional to $1/L^2$.

When all of the eigenstates of $U(\Theta, T)$ are localized, the invariant W_{ε} is, in fact, independent of ε . This follows from the relation between the winding number W_{ε} and the Chern numbers characterizing the eigenstates of $U(\Theta, T)$ [27],

$$W_{\varepsilon_1} - W_{\varepsilon_2} = C_{\varepsilon_1, \varepsilon_2}. \quad (9)$$

In the above, $C_{\varepsilon_1, \varepsilon_2}$ is the total Chern number of the eigenstates with quasienergies between ε_1 and ε_2 :

$$C_{\varepsilon_1, \varepsilon_2} = \int \frac{d^2\Theta}{4\pi} \text{Tr}\{P_{\Theta}^{(\varepsilon_1, \varepsilon_2)} [\partial_{\theta_x} P_{\Theta}^{(\varepsilon_1, \varepsilon_2)}, \partial_{\theta_y} P_{\Theta}^{(\varepsilon_1, \varepsilon_2)}]\}, \quad (10)$$

where $P_{\Theta}^{(\varepsilon_1, \varepsilon_2)}$ is a projector onto the eigenstates of $U(\Theta, T)$ with quasienergies between ε_1 and ε_2 . If all of the bulk eigenstates are localized, $C_{\varepsilon_1, \varepsilon_2} = 0$ [43]. Therefore, in this case, by Eq. (9), $W_{\varepsilon_1} = W_{\varepsilon_2}$ for every pair of quasienergies. Then, we can drop the subscript ε , and refer to the winding number simply as W .

B. Edge invariant and chiral edge states

We now concentrate on the edge structure of the AFAI, considering a system in a cylindrical geometry. To reach the AFAI phase, we envision a generalization of the model in Sec. III in which disorder is added to a (translationally invariant) Floquet-Bloch system, for which all the Chern numbers of $U(T)$ vanish but with one chiral edge state on each edge running through each of the bulk gaps of the quasienergy spectrum. The setup and spectrum are shown schematically in Figs. 3(a) and 3(b).

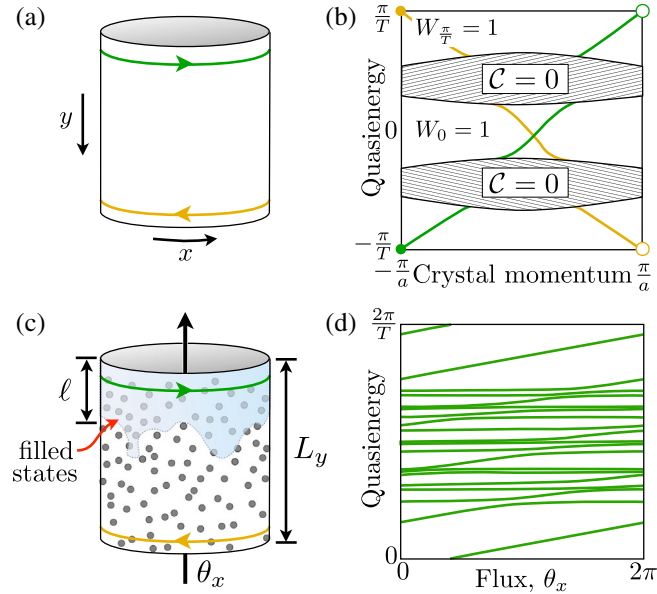


FIG. 3. Edge states and spectral flow in the AFAI. (a) The parent phase of the AFAI is a clean system without disorder, where all Floquet bands have Chern number zero but the winding number (2) is nonzero in all gaps. In a cylinder geometry, chiral edge states propagate along the upper and lower boundaries, *only* at quasienergies within the bulk gaps. (b) The corresponding spectrum, shown as a function of the conserved circumferential crystal momentum component. (c) When disorder is added, all bulk states become localized while the chiral edge modes on the cylinder persist. When all states are filled near one end of the cylinder, a quantized current flows along the edge. (d) With disorder, crystal momentum is no longer a good quantum number. However, the spectrum of states localized near the upper edge, displayed as a function of the flux θ_x threaded through the cylinder, clearly displays a nontrivial spectral flow. The spectral flow *fully* winds around the quasienergy zone, accounting for the quantized pumping in the AFAI phase.

In the clean limit, there are chiral edge states in any bulk quasienergy gap with a nonzero winding number [27]. Clearly, these edge states cannot localize when weak disorder is added. Moreover, intuitively, if all of the bulk states are localized, the chiral edge states must persist even within the spectral region of the bulk states. To see this, consider inserting a flux quantum through the hole of the cylinder. As a function of the applied flux, the chiral edge states exhibit a nontrivial “spectral flow”: even though the spectrum as a whole is periodic as a function of flux, every state evolves into the next state in the spectrum [Fig. 3(d)]. The spectral flow cannot terminate in the bulk bands since all the bulk states are localized and are, hence, insensitive to the flux. Thus, there must exist a delocalized, chiral edge state at *every* quasienergy to “carry” the spectral flow.

To make this argument more precise, we define a topological invariant that directly characterizes the spectral flow of the edge states. To construct the edge topological invariant, we consider a cylinder that extends from $y = 0$ to $y = L_y$, with a flux θ_x inserted through the hole of the cylinder. We use tildes to denote operators for the system on the cylinder, in particular, including the Hamiltonian $\tilde{H}(\theta_x, t)$ and evolution operator $\tilde{U}(\theta_x, t)$.

We now isolate the topological features of the edge states by deforming the evolution operator in the regions away from the edges, such that the evolution in the bulk takes a simple universal form, while the evolution near the edges is unaffected. In particular, we change the Hamiltonian $\tilde{H}(\theta_x, t)$ away from the edges such that all of the Floquet eigenstates localized at least a distance ℓ_0 from the edges have quasienergy $\varepsilon = 0$. (Here, ℓ_0 is taken to be larger than the original bulk localization length.) The resulting evolution operator, which we denote by $\tilde{U}_\varepsilon(\theta_x, t)$, interpolates smoothly between $\tilde{U}(\theta_x, t)$ in the vicinity of the edge and $U_\varepsilon(\Theta, t)$ of Eq. (7) in the bulk. Note that in the latter the value of θ_y can be chosen arbitrarily [44]. We give an explicit formulation of such a deformation procedure in Appendix B. Importantly, this deformation can be performed such that the bulk Floquet states remain localized throughout the entire deformation process.

The deformed Floquet operator $\tilde{U}(\theta_x, T)$ takes the block-diagonal form

$$\tilde{U}_\varepsilon(\theta_x, T) = \begin{pmatrix} \tilde{U}_{\varepsilon,1}(\theta_x, T) & 0 & 0 \\ 0 & \mathbb{1} & 0 \\ 0 & 0 & \tilde{U}_{\varepsilon,2}(\theta_x, T) \end{pmatrix}. \quad (11)$$

The sub-blocks $\tilde{U}_{\varepsilon,1}(\theta_x, T)$ and $\tilde{U}_{\varepsilon,2}(\theta_x, T)$ correspond to sites with $0 \leq y \leq \ell_0$ and $L_y - \ell_0 \leq y \leq L_y$, respectively; the unity block acts on sites with $\ell_0 < y < L_y - \ell_0$. The precise value of ℓ_0 is not important, as long as it is much larger than the bulk localization length of the original evolution operator, $\tilde{U}(\theta_x, T)$.

The integer-valued “edge winding number” that characterizes the spectral flow of the AFAI is defined as

$$\begin{aligned} n_{\text{edge}} &= \int_0^{2\pi} \frac{d\theta_x}{2\pi} \text{Tr}[\tilde{U}_1(T)^\dagger \partial_{\theta_x} \tilde{U}_1(T)] \\ &= \sum_j \frac{T}{2\pi} \int_0^{2\pi} d\theta_x \frac{\partial \varepsilon_j}{\partial \theta_x}, \end{aligned} \quad (12)$$

where in the first line of Eq. (12), and below, we use the shorthand $\tilde{U}_j(T) \equiv \tilde{U}_{j,\varepsilon}(\theta_x, T)$. In the second line of Eq. (12), the sum runs over all the eigenstates of $\tilde{U}_1(T)$, and ε_j are their corresponding quasienergy values. The edge winding number [Eq. (12)] counts how many times the spectrum of $\tilde{U}_1(T)$ “wraps” around the quasienergy zone $\varepsilon \in [0, 2\pi/T)$ as θ_x varies from 0 to 2π . A schematic example of a spectrum with a nonzero winding number is shown in Fig. 3(d) [39]. Note that the *total* winding number of the system, $\int_0^{2\pi} [(d\theta_x)/(2\pi)] \text{Tr}[\tilde{U}_\varepsilon(T)^\dagger \partial_{\theta_x} \tilde{U}_\varepsilon(T)]$, must vanish [3]. Hence, the winding numbers of $\tilde{U}_1(T)$ and $\tilde{U}_2(T)$ must sum to zero.

A nonzero n_{edge} necessarily implies that there are delocalized states along the edge; if all states were localized, their quasienergies would be almost insensitive to θ_x , and, hence, n_{edge} would be zero. Note also that, since in the AFAI all the bulk states are localized, changing ℓ_0 would not change n_{edge} ; this amounts to adding a few *localized* states to the spectrum of $\tilde{U}_1(T)$, and cannot change its winding number.

V. QUANTIZED CHARGE PUMPING

We now describe the quantized nonadiabatic pumping phenomenon that characterizes the AFAI phase. Consider an AFAI placed in a cylindrical geometry, as in Fig. 3(c). Fermions are loaded into the system such that in the initial state all the lattice sites are filled up to a distance of $\ell \gg \xi$ from one edge of the cylinder, and all the other sites are empty. Here, ξ is the localization length characterizing states far from the edges of the system. Below, we show that in the thermodynamic limit the current across a vertical cut through the cylinder, averaged over many driving periods, is equal to n_{edge} , Eq. (12), divided by the driving period T . In Appendix C 2, we furthermore show that the long-time average of the pumped charge per driving period is also given by the bulk topological invariant W , which we define in Sec. IV A. The exact form in which we terminate the filled region will not matter, as long as all the sites near one edge are filled and all the sites near the other edge are empty. The system thus serves as a quantized charge pump, but unlike the quantized pump introduced by Thouless [33], there is no requirement for adiabaticity.

A. Setup

To set up the calculation of the charge pumping in the AFAI, we choose coordinates such that x is the direction

along the edges of the cylinder and y is the transverse direction. We denote the initial many-body (Slater determinant) state, in which all sites up to a distance of ℓ from the edge are filled, by $|\Psi(0)\rangle$. Then, the charge pumped across the line $x = x_0$ between $t = 0$ and $t = \tau$ is given by

$$\langle Q \rangle_\tau = \int_0^\tau dt \langle \Psi(t) | \frac{\partial \tilde{H}(\theta_x, t)}{\partial \theta_x} | \Psi(t) \rangle. \quad (13)$$

Here, θ_x is the flux through the cylinder and $\tilde{H}(\theta_x, t)$ is the corresponding Hamiltonian. For concreteness, we specify a gauge in Eq. (13), such that on the lattice every hopping matrix element that crosses the line $x = x_0$ has a phase of $e^{i\theta_x}$. With this choice, the current operator across the line $x = x_0$ is given by $\{[\partial \tilde{H}(\theta_x, t)]/(\partial \theta_x)\}$.

We are interested in the average pumped charge over N periods. Below, we show that in the limit of large N ,

$$\frac{\langle Q \rangle_{NT}}{N} = Q_\infty + O\left(\frac{1}{N}\right), \quad (14)$$

where Q_∞ is *quantized*, $Q_\infty = W = n_{\text{edge}}$ [45]. Note that if the system is initialized in a Slater determinant of Floquet eigenstates, then the $O(1/N)$ term in Eq. (14) is *absent*, since then the pumped charge per period is the same in all periods: $\langle Q \rangle_T = Q_\infty$.

In order to compute the charge pumped per period, it is useful to express $|\Psi(t)\rangle$ as a superposition of Slater determinants of Floquet eigenstates. As we show in Appendix C 1, when averaging the pumped charge over N periods, the contribution of the off-diagonal terms between different Floquet eigenstates decays at least as fast as $1/N$. The diagonal terms yield a contribution that depends on the evolution over a *single* period, giving

$$Q_\infty = \sum_j n_j \int_0^T dt \langle \psi_j(t) | \frac{\partial \tilde{H}(\theta_x, t)}{\partial \theta_x} | \psi_j(t) \rangle. \quad (15)$$

In the above, $|\psi_j(t)\rangle$ are the single-particle Floquet states, which evolve in time as $|\psi_j(t)\rangle = e^{-iet} |\phi_j(t)\rangle$ [where $|\phi_j(t)\rangle$ is periodic in time], and n_j are the Floquet state occupation numbers in the initial state, $n_j = \langle \Psi(0) | \psi_j^\dagger \psi_j | \Psi(0) \rangle$, where ψ_j^\dagger is the creation operator corresponding to $|\psi_j(0)\rangle$.

Straightforward manipulations yield $Q_\infty = T \sum_j n_j \partial \varepsilon_j / \partial \theta_x$. At this point, the average current per period depends on θ_x . In the thermodynamic limit, we expect this dependence to disappear. As in the case of the quantization of the Hall conductance [46], we average over θ_x [47]. We therefore get

$$Q_\infty = \frac{T}{2\pi} \sum_j \int_0^{2\pi} d\theta_x n_j \frac{\partial \varepsilon_j}{\partial \theta_x}. \quad (16)$$

Equation (16) relates the average current in a period to the spectral flow of the Floquet spectrum as the flux θ_x is

threaded. It is reminiscent of the expression for the edge topological invariant n_{edge} , Eq. (12), defined in terms of the “deformed” evolution operator $\tilde{U}_\varepsilon(T)$. For the exactly solvable model presented in Sec. III, it is straightforward to check that the current [Eq. (16)] is indeed quantized. In that model, all bulk states have $\partial\varepsilon_j/\partial\theta_x = 0$, whereas for all the extended states along the upper edge, $\partial\varepsilon_j/\partial\theta_x = 2\pi/NT$, where N is the number of unit cells along the perimeter of the cylinder. Hence, upon summing over all states localized near one edge of the cylinder, we get that $Q_\infty = 1$, independently of how precisely the filled region is terminated (as long as all the extended states along the edge are occupied).

Below, we give a heuristic argument that, more generally, in the AFAI phase $Q_\infty = n_{\text{edge}}$, up to corrections that are exponentially small in ℓ . A more rigorous (but technically cumbersome) derivation of the relation between the pumped charge and the bulk invariant is presented in Appendix C. Numerical evidence for the quantization of the pumped charge is shown in Sec. VI.

B. Argument for $Q_\infty = n_{\text{edge}}$

Our strategy in analyzing the pumped charge is to deform the evolution operator into the “ideal” form, $\tilde{U}_\varepsilon(T)$ of Eq. (11), for which the pumped charge is exactly quantized, and to put bounds on the correction to the pumped charge due to the deformation. We define the deformation process according to Appendix B, with ℓ_0 , the width of the strip beyond which the quasienergy spectrum becomes flat, chosen such that $\ell \sim \ell_0$. Clearly, for the deformed evolution operator, $n_j = 1$ for every eigenstate of \tilde{U}_1 . Therefore, the deformed evolution operator has an exactly quantized pumped charge, equal to n_{edge} .

Now, consider the pumped charge of the original (undeformed) evolution. We can roughly divide the Floquet states that contribute to Eq. (16) into three categories.

- (1) States that are localized far from occupied region, $y \gg \ell$. For these states, n_j is exponentially small, and hence their contribution to Q_∞ is negligible.
- (2) States that are localized near the edge, $y \ll \ell$. These states have $n_j \approx 1$. Their wave functions and quasienergies, and hence their contribution to Q_∞ , are essentially unaffected by the deformation process.
- (3) States that are localized near the boundary between occupied and unoccupied sites, $y \sim \ell$. For such states, n_j is neither close to 0 nor to 1; however, these states are localized in the x direction (as are all the bulk states in the AFAI). Therefore, $\partial\varepsilon_j/\partial\theta_x$ of these states is exponentially small, and they contribute negligibly to Q_∞ .

As θ_x varies, there are avoided crossings in the spectrum, in which the character of the eigenstates changes. For example, an eigenstate localized around $y_1 \ll \ell$ may undergo an avoided crossing with an eigenstate localized

around $y_2 \sim \ell$. When θ_x is tuned to such degeneracy points, the two eigenstates hybridize strongly and do not fall into either of the categories discussed above. Such resonances affect both $\partial\varepsilon_j/\partial\theta_x$ and the occupations n_j of the resonant states. However, since the eigenstates that cross are localized in distant spatial areas, the matrix element that couples them is exponentially small. Therefore, significant hybridization requires their energies to be tuned into resonance with exponential accuracy, limiting the regions of deviation to exponentially small ranges of θ_x , of order $e^{-\ell/\xi}$. The number of such resonances increases only polynomially with the size of the system, and, therefore, for $L_y \gg \ell \gg \xi$ and $L_x \propto L_y$, their effect on Q_∞ is exponentially small.

We conclude that, in the thermodynamic limit, all of the contributions to Q_∞ in Eq. (16) that are not exponentially suppressed are also exponentially insensitive to the deformation process. Therefore, $Q_\infty = n_{\text{edge}}$.

VI. NUMERICAL RESULTS

Numerical simulations substantiate the conclusions of Secs. III–V. First, we briefly summarize our main findings, and then we describe the simulations and results in more detail in the sections below. For the simulations, we use a variant of the model discussed in Sec. III, defined on a square lattice:

$$\tilde{H}(t) = H_{\text{clean}}(t) + \lambda D + \sum_{\mathbf{r}} V_{\mathbf{r}} c_{\mathbf{r}}^\dagger c_{\mathbf{r}}, \quad (17)$$

where $H_{\text{clean}}(t)$ is the time-dependent, piecewise-constant Hamiltonian described in Sec. III [see Fig. 2(a)]. We define $D = \frac{1}{27} \sum_{\mathbf{r}} (-1)^{n_{\mathbf{r}}} c_{\mathbf{r}}^\dagger c_{\mathbf{r}}$, and take $V_{\mathbf{r}}$ to be uniformly distributed in the interval $[-\delta V, \delta V]$. Using numerics, we are now able to study the more generic case in which the sublattice potential (denoted here by D), as well as the disorder potential are *time-independent* (in contrast to the model studied in Sec. III). The parameters of the model are chosen to be $\lambda = \pi$ and $\delta_{AB} = 0$.

In the clean case ($\delta V = 0$), the system exhibits an anomalous Floquet-Bloch band structure: the Chern numbers of all the bulk bands are zero, but the winding number $W_\varepsilon = 1$ for any value of ε within each of the band gaps [27]. Such a band structure is depicted in Fig. 3(b). When the disorder potential is turned on, however, the system enters the AFAI phase. Below, we show numerically that the bulk states become localized and coexist with edge states, which occur in all quasienergies. Furthermore, when the system is initialized with fermions filling all of the sites in the vicinity of one edge, while the rest remain empty, as in Sec. V, the disordered system exhibits quantized amount of charge pumped per period, when averaged over long times. Finally, we examine the behavior of the system as the strength of the disorder potential is increased. We find that when the disorder strength reaches a certain critical value,

the system undergoes a topological phase transition where the winding number changes from 1 to 0. For stronger disorder, a “trivial” phase (where all bulk states are localized and there are no chiral edge states) is stabilized.

A. Localization, edge modes, and quantized charge pumping in the AFAI

The localization properties of the bulk Floquet eigenstates of Eq. (17) can be extracted from the statistics of the spacings between the quasienergy levels. For localized states, the distribution of the level spacing is expected to have a Poissonian form. In contrast, extended states exhibit level repulsion and obey Wigner-Dyson statistics [48]. To distinguish between these distributions, it is convenient to use the ratio between the spacings of adjacent quasienergy levels [49–51]. Choosing the quasienergy zone to be between $-\pi/T$ and π/T (i.e., choosing $-i \log e^{i\epsilon T} = \epsilon T$ for $-\pi/T \leq \epsilon < \pi/T$), we label quasienergies in ascending order. We then define the level-spacing ratio (LSR) as $r = \min\{\delta_n, \delta_{n+1}\} / \max\{\delta_n, \delta_{n+1}\}$, where $\delta_n = \epsilon_n - \epsilon_{n-1}$. This ratio, $r \leq 1$, converges to different values for extended and localized states, depending on the symmetries of the system. For localized states, $r_{\text{loc}} \approx 0.39$ [49], while for extended states, $r_{\text{ext}} \approx 0.6$ [51]. The latter value is obtained when one assumes that the quasienergies are distributed according to the circular unitary ensemble [51], and, in the thermodynamic limit, coincides with the value obtained by the more familiar Gaussian unitary ensemble (GUE).

Since the Floquet problem does not possess any generic symmetries such as time-reversal, particle-hole, or chiral symmetry, we expect its localization properties to be similar to those of the unitary class [52–54]. In analogy with the situation in static Hamiltonians in the unitary class [55], we expect that arbitrarily weak disorder is sufficient to localize all Floquet states (on the torus). However, for weak disorder, the characteristic localization length ξ can be extremely long, and easily exceeds the system sizes accessible in our numerical simulations. Therefore, the level-spacing ratio is expected to show a gradual crossover from having the characteristic of delocalized states, $r_{\text{ext}} \approx 0.6$, when $\xi \gg L$, to the value that indicates localized behavior, $r_{\text{ext}} \approx 0.39$, when $\xi \ll L$.

This behavior is demonstrated in Figs. 4(a)(i)–4(a)(iii), where we plot the disorder-averaged level-spacing ratio r and the density of Floquet states as a function of the quasienergy for different disorder strengths. For weak disorder, $\delta VT = 0.5$, Fig. 4(a)(i) shows that the level spacing ratio is $r \approx 0.6$ in any spectral region where Floquet states exist. On the other hand, Fig. 4(a)(iii) shows that, already for $\delta VT = 4$, the level-spacing ratio approaches $r \approx 0.39$ at all quasienergies, as expected from localized states.

Note that, as the disorder strength increases, the level-spacing ratio decreases uniformly throughout the spectrum [Figs. 4(a)(i)–4(a)(iii)]; the same behavior is seen at weaker

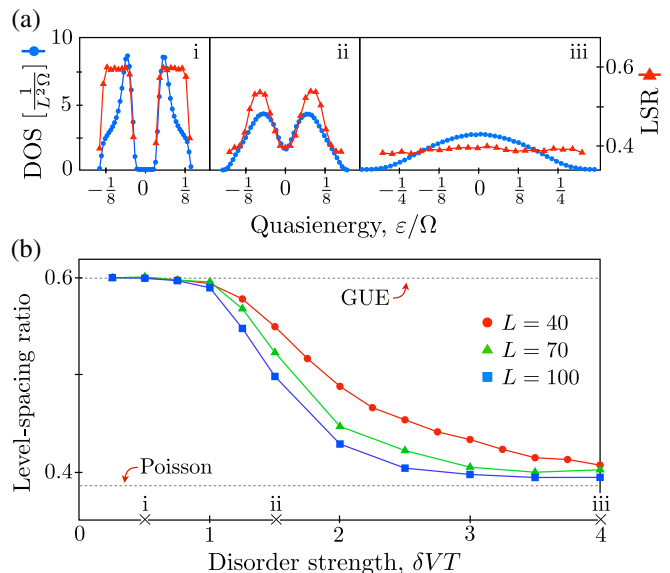


FIG. 4. Localization of Floquet states in the AFAI as a function of disorder strength, computed for the model presented in Eq. (17). We use $\lambda = \pi$ and an $L \times L$ system with periodic boundary conditions. (a) Quasienergy density of Floquet states per unit area (DOS) and level-spacing ratio (LSR), for three values of disorder strength, as indicated by the markers on the axis of (b). For all cases we take $L = 70$. (b) Finite-size scaling of the localization transition. Level statistics in the delocalized regime are described by the Gaussian unitary ensemble (GUE), characterized by an average level-spacing ratio $r_{\text{ext}} \approx 0.60$; in the localized regime, Poissonian level statistics give $r_{\text{loc}} \approx 0.39$. These characteristic values are indicated by dashed lines.

values of the disorder (not shown)]. There is no quasienergy in which the LSR remains close to 0.6, corresponding delocalized Floquet eigenstates. This is consistent with the expectation that the bulk Floquet states become localized even for weak disorder, and the localization length becomes shorter as the disorder strength increases. The behavior of the LSR as a function of system size, Fig. 4(b), also shows behavior consistent with the above expectation. In contrast, if the bulk bands of the clean systems carried nonzero Chern numbers, delocalized states would persist in the bands up to a critical strength of the disorder, at which point they would merge and annihilate.

In the AFAI phase all the bulk states are localized, but the edge hosts chiral modes at any quasienergy (cf. Sec. IV). To test this, we simulate the time evolution of wave packets initialized either in the bulk or near the edge of the system. We consider the system in a rectangular geometry. The initial state, $|\psi_0\rangle$, is localized to a single site, $\mathbf{r}_0 = (x_0, y_0)$. To obtain information on quasienergy resolved propagation, we investigate the disorder-averaged transmission probability, $\overline{|G_N(\mathbf{r}, \mathbf{r}_0, \epsilon)|^2}$, which is a function of both quasienergy ϵ and the total time of evolution $T_f = NT$. Here, the bar denotes disorder averaging. The transmission

amplitude in each disorder realization, G_N , is obtained by a partial Fourier transform of the real-time amplitude, $\tilde{G}(\mathbf{r}, \mathbf{r}_0, t) = \langle \mathbf{r} | U(t) | \psi_0 \rangle$, and is given by

$$G_N(\mathbf{r}, \mathbf{r}_0, \varepsilon) = \frac{1}{N} \sum_{n=0}^N \tilde{G}(\mathbf{r}, \mathbf{r}_0, t = nT) e^{i\varepsilon nT}. \quad (18)$$

The real-time transmission amplitude $\tilde{G}(t)$ is computed numerically by a split operator decomposition. Figures 5(a) and 5(b) show $|G_N|^2$ at different quasienergies, for initial states on the edge and in the bulk, respectively. The simulations are done for a disorder strength $VT = 4$. At this disorder strength, the analysis of the level-spacing statistics shown in Fig. 4(a) indicates that all the bulk

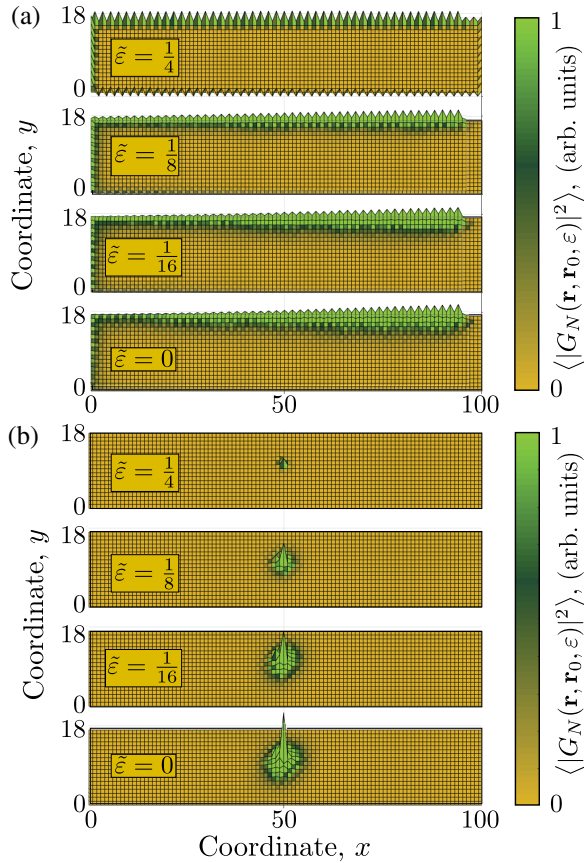


FIG. 5. Wave packet dynamics in the AFAI. Using the same model as in Fig. 4, we plot the amplitude of the transmission probability, $\langle |G_N(\mathbf{r}, \mathbf{r}_0, \varepsilon)|^2 \rangle$, cf. Eq. (18), obtained after a time evolution of $T_{\text{fin}} = 300T$ and averaged over disorder realizations. We simulate a strip of size 20×100 with open boundary conditions and plot $\langle |G_N|^2 \rangle$ for several quasienergies, $\varepsilon/\Omega = 0, 1/16, 1/8, 1/4$. Panel (a) shows $\langle |G_N|^2 \rangle$ when the initial wave packet is chosen at the edge $\mathbf{r}_0 = (96, 18)$. It indicates the presence of a robust edge mode at all the given quasienergies. Panel (b) shows the probability when the initial wave packet is chosen in the bulk, $\mathbf{r} = (50, 10)$. This indicates that the bulk Floquet states are localized. These simulations are carried out with a time step of $dt = T/100$.

Floquet bands are localized with a localization length smaller than the system size. Figure 5(a) shows the value of $|G_N|^2$ when the wave packet is initialized at the edge of the system, $\mathbf{r}_0 = (96, 18)$. The wave packet propagates chirally along the edge. The figure exemplifies that the edge modes are robust in the presence of disorder, and are present at all quasienergies. Importantly, edge states are also observed at quasienergies where the bulk density of states is appreciable, indicating that the chiral edge states coexist with localized bulk states [the density of states in the bulk is shown in Fig. 4(a)].

In contrast, Fig. 5(b) shows $|G_N|^2$ for a wave packet initialized in the middle of the system. The wave packet remains localized at all quasienergies, as expected if all bulk Floquet eigenstates are localized. This confirms that the model we study numerically indeed exhibits the basic properties of the AFAI phase: fully localized Floquet bulk states, coexisting with chiral edge states that exist at every quasienergy.

Next, we numerically demonstrate the quantized charge pumping property of the AFAI. Using the model described above, we numerically compute the value of \bar{Q}_∞ given by Eq. (15) for a single value of the flux, $\theta_x = 0$. When computing \bar{Q}_∞ , we average the charge pumped across all the lines running parallel to the y direction of the cylinder (see Fig. 3), as well as over 100 disorder realizations. In Fig. 6(a), we show the cumulative average of the pumped charge per cycle in the limit of long times, \bar{Q}_∞ [cf. Eq. (15)], as a function of disorder strength. At weak disorder, when the localization length is smaller than the system size, \bar{Q}_∞ is clearly not quantized. However, for disorder strength $\delta VT \gtrsim 5$, the value of \bar{Q}_∞ quickly tends towards unity. This agrees with the results presented in Fig. 4(a)(iii), which indicate that at this disorder strength the localization length is substantially smaller than $L = 70$. Finite-size scaling demonstrating that \bar{Q}_∞ indeed asymptotically approaches to unity in the thermodynamic limit is presented in the inset of Fig. 6(a).

The value of the cumulative average of the pumped charge over N periods, $\langle \bar{Q} \rangle_{NT}/N$ [cf. Eq. (13)] is plotted versus N in Fig. 6(b), demonstrating its approach to \bar{Q}_∞ for large values of N (i.e., at long times). As in Fig. 6(a), we average over all the lines running parallel to the y direction, and over 100 disorder realizations. We examine the asymptotic behavior of $\langle \bar{Q} \rangle_{NT}$ and find a power-law behavior of the form $\langle \bar{Q} \rangle_{NT} = \bar{Q}_\infty + cN^{-\nu}$ with $\nu = 1.72$, shown in the inset of Fig. 6(b). Note that for a *single* disorder realization and a *single* vertical cut, $\langle \bar{Q} \rangle_{NT}$ is expected to exhibit an oscillatory behavior with an envelope that decays as $1/N$; see Appendix C 1. This expectation is indeed confirmed by our numerical simulations, as we show in Appendix D. In contrast, Fig. 6(b) shows a power-law behavior with a power larger than 1 and no oscillations; this is clearly the result of averaging over

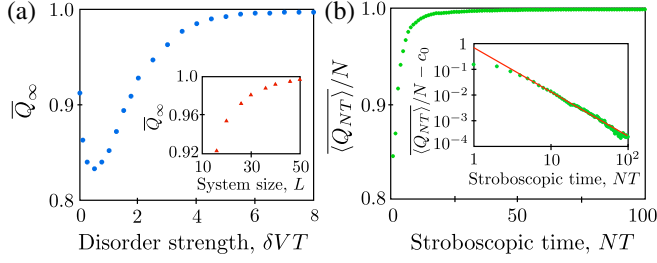


FIG. 6. Quantized charge pumping in the AFAI. (a) Cumulative average of the pumped charge per cycle in the limit of long times, \bar{Q}_∞ [cf. Eq. (15)], as a function of disorder strength. For $\delta VT \gtrsim 5$, the localization length is sufficiently smaller than the system size, and \bar{Q}_∞ approaches unity. The inset shows the finite-size scaling of \bar{Q}_∞ for $\delta VT = 8$. (b) Cumulative average of the pumped charge for N periods, $\langle \bar{Q} \rangle_{NT}/N$, as a function of N . The disorder strength we use is $\delta VT = 8$. The approach to the quantized value can be fit to a power law $(NT)^{-\nu}$ with $\nu = 1.72$; see the log-log plot shown in the inset. In both panels, we average the charge pumped across all the lines running parallel to the y direction of the cylinder (see Fig. 3) and over 100 disorder realizations. The system size is $L_x \times L_y = 50 \times 50$.

the frequencies appearing in $\langle \bar{Q} \rangle_{NT}/N$ for each disorder realization and vertical cut. The above results numerically confirm the discussion in Sec. V and conclude our numerical analysis of the AFAI phase.

B. Strong disorder transition

For sufficiently strong disorder, we expect the AFAI to give way to a topologically trivial localized phase in which the winding number vanishes. We now analyze the transition between the AFAI and this “trivial” phase. As explained above, the winding number W_ϵ can change only if a delocalized state crosses through the quasienergy ϵ as disorder is added. In the AFAI phase, all of the bulk states are already localized. How does the transition between the two phases occur?

Clearly, at the transition, delocalized states must appear in the quasienergy spectrum. As disorder is increased, the delocalized states must sweep the full quasienergy zone, changing the topological invariant W_ϵ as they do so. The transition from the AFAI phase to the trivial phase can therefore occur through a range of disorder strength $\delta V_c^- < \delta V < \delta V_c^+$, where δV_c^- is the disorder strength at which the first delocalized state appears, and δV_c^+ is the disorder strength at which all Floquet states are again localized, and $W_\epsilon = 0$ for all ϵ . Below, we support this scenario using numerical simulations, and furthermore provide evidence suggesting that the transition is of the quantum Hall universality class.

We study the same model used in Sec. VIA and examine the level-spacing ratio r as a function of disorder strength and quasienergy. For this model, our simulations indicate $\delta V_c^- \approx \delta V_c^+$, within our resolution (limited by the system

size). In Fig. 7(a), we plot r , averaged over disorder realizations and all quasienergies. We see that at disorder strength $\delta V_c T \approx 40$ the level spacing ratio reaches $r \approx 0.6$, indicating delocalization. On either side of this point, r approaches 0.39 as the system size increases, which indicates localization. The peak in the value of r as a function of disorder gets sharper for larger system size, which is a signature of a critical point of this transition. In Fig. 7(b), we show that at disorder strength δV_c the LSR is independent of the quasienergy with $r \approx 0.6$ (for disorder strengths close to V_c , we also find that the LSR is independent of the quasienergy, but with $r < 0.6$). This indicates that all of the Floquet states have a delocalized character at this disorder strength, which leads us to conclude that $\delta V_c = \delta V_c^- \approx \delta V_c^+$.

At the critical point, $\delta V = \delta V_c$, we expect the wave functions to have a fractal character [56]. This behavior is manifested in the distribution of the inverse participation ratio (IPR), $P_2 = \sum_{\mathbf{r}} |\psi(\mathbf{r})|^4$. We study the distribution of the IPR, $\mathcal{P}(\log P_2)$, among all the Floquet eigenstates and averaged over disorder realizations. Figure 7(c) shows the

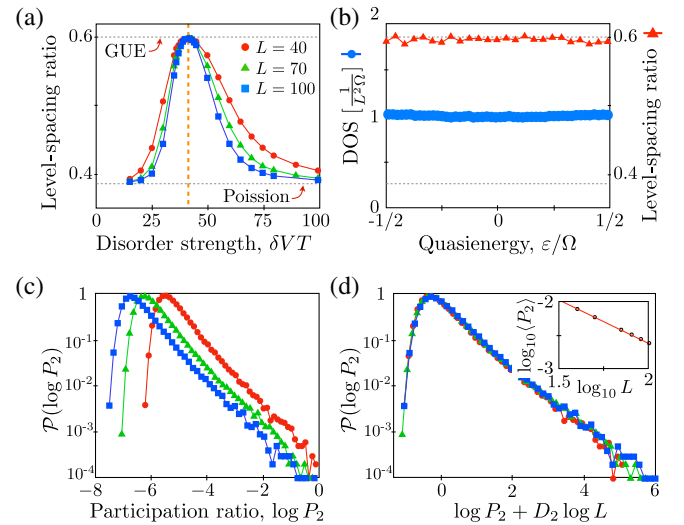


FIG. 7. Transition from the AFAI into a trivial phase at strong disorder. (a) Average level-spacing ratio as a function of disorder strength. On increasing disorder strength, a transition is observed between two localized phases with delocalized levels at $\delta VT \approx 40$. Here, the level-spacing ratio is averaged over all quasienergies. (b) Level-spacing ratio as a function of quasienergy and its comparison with the DOS, indicating that the entire Floquet band is delocalized. (c) Effect of finite size on the distribution of the participation ratio P_2 at a given disorder strength, $\delta VT = 40$. The system sizes we use for the simulations are $L_x \times L_y = 40 \times 40, 70 \times 70, 100 \times 100$. The shape of the curve does not change, indicating a critical phase. (d) Scaling collapse of the three curves with $D_2 = 1.3$. For the critical phase it is expected that $\langle P_2 \rangle \sim L^{-D_2}$. This is confirmed in the inset which shows the finite size dependence of the average participation ratio $\langle P_2 \rangle$. The fractal dimension D_2 is extracted from the slope of the linear fit.

distribution for different system sizes. We note that the shapes of the distributions for different sizes are similar, a signature of criticality. In two dimensions, the average value of the IPR at a critical point is expected to scale like $\langle P_2 \rangle \sim L^{-D_2}$, with $D_2 < 2$ [56]. Figure 7(d) shows the scaling collapse of all the distributions. From the collapse, we find the fractal dimension, $D_2 = 1.3$. The inset in this figure also shows a linear scaling $\log\langle P_2 \rangle \sim -D_2 \log L$. The critical exponent D_2 we find in our numerical simulations is close to the value found for the universality class of quantum Hall plateau transitions [56,57], $D_2 \approx 1.4$, indicating that the transition from the AFAI to the trivial phase may belong to this universality class. This is natural to expect, since, like the quantum Hall transition, in the transition out of the AFAI phase a delocalized state with a nonzero Chern number must “sweep” through every quasienergy to erase the chiral edge states. We expect that the AFAI transition can be described in terms of quantum percolation in a disordered network model, similar to the Chalker-Coddington model for the plateau transitions [58]. We leave such investigations for future work.

VII. DISCUSSION

In this paper, we demonstrate the existence of a new nonequilibrium phase of matter: the anomalous Floquet-Anderson insulator. The phase emerges in the presence of time-periodic driving and disorder in a two-dimensional system, and features a unique combination of chiral edge states and a fully localized bulk. Such a situation cannot occur in nondriven systems, where the presence of chiral edge states necessarily implies the existence of delocalized bulk states where the chiral branches of the spectrum can terminate. In a driven system, the periodicity of the quasienergy spectrum alleviates this constraint, allowing chiral states to “wrap around” the quasienergy zone and close on themselves.

One of the key physical manifestations of the AFAI is a new type of nonadiabatic quantized pumping, which occurs when all states near one edge of the system are filled. It is interesting to compare this phenomenon with Thouless’s quantized adiabatic pumping, described in Ref. [33].

The complementary relationship between pumping in the AFAI and the Thouless case is best revealed by first viewing the Thouless pump from the point of view of its Floquet spectrum. In Thouless’s one-dimensional pump, a periodic potential is deformed adiabatically such that in each time cycle a quantized amount of charge is pumped through the system. In the adiabatic limit, the quasienergy spectrum of the pump exhibits one pair of counterpropagating one-dimensional chiral Floquet-Bloch bands, which wrap around the quasienergy Brillouin [see Fig. 8(a)]. The (nonzero) quasienergy winding number of each band gives the associated quantized pumped charge [3]. Importantly, for any finite cycle time the two counterpropagating states

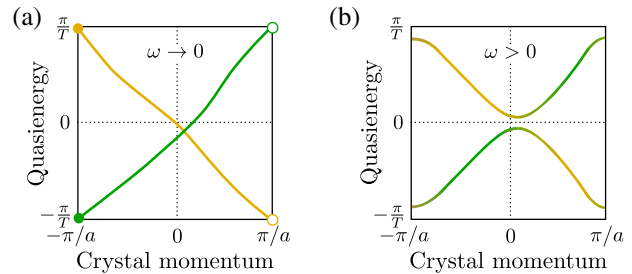


FIG. 8. Floquet spectrum for Thouless’s quantized adiabatic charge pump. (a) Quantized adiabatic pumping in a 1D system is manifested in chiral Floquet bands that wind around the quasienergy Brillouin zone (right and left movers are shown in green and orange, respectively). (b) Outside of the adiabatic limit, $\omega > 0$, counterpropagating states hybridize, and all Floquet bands obtain trivial winding numbers; quantized pumping is destroyed.

hybridize and destroy the perfect quantization of the charge pumped per cycle [Fig. 8(b)].

In a strip geometry, the AFAI can be viewed as a quasi-one-dimensional system. As discussed in Sec. IV, the system hosts chiral edge states that run in opposite directions on opposite edges. Furthermore, as shown by the spectral flow (see Fig. 3), these counterpropagating chiral modes cover the entire quasienergy zone, analogous to the counterpropagating modes of the Thouless pump [Fig. 8(a)]. Crucially, however, the counterpropagating modes of the AFAI are spatially separated and, therefore, their coupling is exponentially suppressed: no adiabaticity restriction is needed to protect quantization. Thus, quantized pumping at finite frequency can be achieved in the AFAI phase.

How is the AFAI manifested in experiments? First, the localized bulk and chiral propagating edge states could be directly imaged, for example, in cold atomic or optical setups. More naturally for a solid-state electronic system, the pumping current could be monitored in a two-terminal setup. Unlike the case of an adiabatic pump, where a quantized charge is pumped at zero source-drain bias, to observe quantized charge pumping in the AFAI the chiral propagating states of one edge of the system would need to be completely filled at one end of the sample and emptied at the opposite end. We speculate that this can be achieved using a large source-drain bias. A detailed analysis of such non-equilibrium transport in a two- or multiterminal setup, as well as an investigation of promising candidate systems, are important directions for future study. While the model we present in Sec. III can be implemented directly in a variety of systems, including all-optical, microwave resonator systems and even cold-atomic systems, we expect the AFAI to be realized using other classes of models, such as those based on standard band structures with a weak uniform drive.

The implications of our results go beyond those specific to the class of systems we study in this paper. As a direct generalization of our results, one can consider constructing anomalous Floquet insulators in different dimensions

and symmetry classes. Floquet-Bloch band structures that generalize those of Ref. [27] can serve as a starting point for constructing such anomalous periodically driven systems. Going beyond the single-particle level, an important challenge is to understand how the properties of the AFAI change in the presence of interactions. An exciting possibility is to obtain a topologically nontrivial steady state for an interacting, periodically driven system [15–17,19,20]. The common wisdom dictates that a periodically driven system with dispersive modes is doomed to evolve into a highly random state that is essentially an infinite temperature state as far as any finite-order correlation functions are concerned [51,59–63]. Our results on the single-particle level demonstrate that it is possible to obtain a topological Floquet spectrum with no delocalized states away from the edges of the system. It is therefore possible that such periodically driven systems can serve as a good starting point for constructing topologically nontrivial steady states for interacting, disorder (many-body localized) periodically driven systems [64]. What types of topological steady states can be obtained by this method, and what are their observable signatures, will be interesting subjects for future work.

ACKNOWLEDGMENTS

We are grateful to Cosma Fulga, Mykola Maksimenko, and Ady Stern for enlightening discussions. P. T. and N. H. L. acknowledge support from the U.S.-Israel Bi-National Science foundation. N. H. L. acknowledges support from I-Core, the Israeli excellence center Circle of Light and from the People Programme (Marie Curie Actions) of the European Union's Seventh Framework Programme (FP7/2007-2013) under REA Grant Agreement No. 631696. N. H. L. and E. B. acknowledge financial support from the European Research Council (ERC) under the European Union's Horizon 2020 research and innovation programme (Grant agreement No. 639172). E. B. was supported by the Minerva foundation, the CIG Marie Curie grant, and the Israel Science foundation. M. S. R. acknowledges support from the Villum Foundation and from the People Programme (Marie Curie Actions) of the European Union's Seventh Framework Programme (FP7/2007-2013) under REA Grant Agreement No. PIFI-GA-2013-627838. G. R. and P. T. are grateful for support from NSF through DMR-1410435, as well as the Institute of Quantum Information and Matter, a NSF Frontier center funded by the Gordon and Betty Moore Foundation, and the Packard Foundation.

APPENDIX A: PERTURBATIVE DERIVATION OF THE EFFECTIVE HAMILTONIAN

Here, we outline the details of the derivation we use to demonstrate the perturbative stability of the AFAI phase. We first examine the effective static Hamiltonian defined in Eq. (2), expressed as a power series in λ . We insert Eq. (4) into Eq. (2) and expand both sides in powers of λ . For the

left-hand side, we obtain

$$\begin{aligned} & e^{-iT(H_{\text{eff}}^0 + D_{\text{eff}})} \\ &= U_T^0 \left[1 - i \int_0^T dt (\lambda D_{\text{eff}}^{(1)}(t) + \lambda^2 D_{\text{eff}}^{(2)}(t) + \dots) \right. \\ & \quad \left. - \int_0^T dt \int_0^t dt' (\lambda D_{\text{eff}}^{(1)}(t) + \dots)(\lambda D_{\text{eff}}^{(1)}(t') + \dots) + \dots \right], \end{aligned} \quad (\text{A1})$$

where $U_t^0 = e^{-itH_{\text{eff}}^0}$ and $D_{\text{eff}}^{(n)}(t) = (U_t^0)^\dagger D_{\text{eff}}^{(n)} U_t^0$. Note that the eigenvalues of H_{eff}^0 are only defined modulo $2\pi k_j/T$ (where k_j is an integer). The form of $D_{\text{eff}}^{(n)}(t)$ depends on the choice of k_j , while the evolution operator does not. To fix this ambiguity, we choose E_j to lie in the range $[-\pi/T, \pi/T)$.

The right-hand side of Eq. (2), expanded in powers of λ , reads

$$\begin{aligned} U(T) &= U_0(T, 0) \left[1 - i\lambda \int_0^T dt \mathcal{D}(t) \right. \\ & \quad \left. - \lambda^2 \int_0^T dt \int_0^t dt' \mathcal{D}(t) \mathcal{D}(t') + \dots \right], \end{aligned} \quad (\text{A2})$$

where $U_0(t, t') = \mathcal{T} \exp[-i \int_{t'}^t ds H_0(s)]$ and $\mathcal{D}(t) = U_0(0, t) D(t) U_0(t, 0)$.

Equating Eqs. (A1) and (A2), and using $e^{-iT H_{\text{eff}}^0} = U_0(T, 0)$, we find that

$$\int_0^T dt D_{\text{eff}}^{(1)}(t) = \int_0^T dt \mathcal{D}(t), \quad (\text{A3})$$

and, likewise,

$$\begin{aligned} \int_0^T dt D_{\text{eff}}^{(2)}(t) &= -i \int_0^T dt \int_0^t dt' \mathcal{D}(t) \mathcal{D}(t') \\ & \quad + i \int_0^T dt \int_0^t dt' D_{\text{eff}}^{(1)}(t) D_{\text{eff}}^{(1)}(t'), \end{aligned} \quad (\text{A4})$$

and so forth.

To find $D_{\text{eff}}^{(n)}$ explicitly, we express them in the tight-binding form of Eq. (5); inserting this form into Eqs. (A3) and (A4), and using the fact that H_{eff}^0 contains only on-site potentials and no intersite hopping, we arrive at

$$\begin{aligned} \int_0^T dt D_{\text{eff}}^{(n)}(t) &= \int_0^T dt \sum_{\mathbf{r}, \mathbf{r}'} e^{iE_{\mathbf{r}, \mathbf{r}'} t} \Delta_{\mathbf{r}, \mathbf{r}'}^{(n)} c_{\mathbf{r}}^\dagger c_{\mathbf{r}'} \\ &= \sum_{\mathbf{r}, \mathbf{r}'} \frac{e^{iE_{\mathbf{r}, \mathbf{r}'} T} - 1}{iE_{\mathbf{r}, \mathbf{r}'}} \Delta_{\mathbf{r}, \mathbf{r}'}^{(n)} c_{\mathbf{r}}^\dagger c_{\mathbf{r}'}. \end{aligned} \quad (\text{A5})$$

Equating this expression for $n = 1$ to the right-hand side of Eq. (A3) gives Eq. (6). From Eq. (A5) we see that, as long as $E_{\mathbf{r}, \mathbf{r}'} T < 2\pi$ for every pair of sites, $\Delta_{\mathbf{r}, \mathbf{r}'}^{(n)}$ is nonsingular.

As $E_{r,r}T \rightarrow 2\pi$, $\Delta_{r,r}^{(n)}$ may diverge for all n , and the expansion in λ fails. This reflects the fact that, in general, a Floquet operator whose eigenvalues are spread throughout the quasienergy zone cannot be generated by a static, local Hamiltonian.

From the form of the right-hand side of Eq. (A3), we can analyze the maximum range of the hopping matrix elements in $D_{\text{eff}}^{(1)}$. We denote the maximum range of the hopping matrix elements in $D(t)$ by r , where $r = 1$ corresponds to a nearest-neighbor hop, $r = 2$ to second neighbors, and so on. Since the matrix elements of the unperturbed evolution operator $U_0(t, 0)$ vanish beyond second-neighbor sites on the square lattice, we find that $D_{\text{eff}}^{(1)}$ contains matrix elements whose range is at most $r + 4$. Similarly, from Eq. (A4), $\Delta_{r,r}^{(2)}$ vanishes beyond the $2r + 6$ th neighbor, and, more generally, $\Delta_{r,r}^{(n)}$ vanishes beyond range $n(r + 2) + 2$. Hence, the matrix elements of D_{eff} at range $n(r + 2) + 2$ contain the exponentially small factor λ^n .

APPENDIX B: CONSTRUCTION OF THE DEFORMED EVOLUTION OPERATOR ON THE CYLINDER

In this appendix, we construct the deformed evolution operator on the cylinder, $\tilde{U}_\varepsilon(t)$ of Eq. (11). For brevity, we suppress the appearance of the variable θ_x throughout this appendix. The deformation is designed such that at $t = T$ it interpolates smoothly between $\tilde{U}(T)$ (corresponding to the cylinder) in the vicinity of the edges of the cylinder and 1 in the bulk of the cylinder. We first define the family of operators $\mathcal{F}(s) = \sum_{\mathbf{r}} \alpha(y, s) |\mathbf{r}\rangle \langle \mathbf{r}|$, where

$$\alpha(y, s) = \begin{cases} 0 & y \leq \ell_1 \\ s \frac{(y - \ell_1)}{(\ell_2 - \ell_1)} & \ell_1 \leq y \leq \ell_2 \\ s & \ell_2 < y < L_y - \ell_2 \\ s \frac{(L_y - \ell_1 - y)}{(\ell_2 - \ell_1)} & L_y - \ell_2 \leq y \leq L_y - \ell_1 \\ 0 & y \geq L_y - \ell_1. \end{cases} \quad (\text{B1})$$

Here, we choose $\xi \ll \ell_1 \ll \ell_2 \ll \ell_0$, where ξ is the bulk localization length. Analogously to Eq. (7), the family of deformed evolution operators is defined as

$$\tilde{U}_\varepsilon(t, s) = \tilde{U}(t) \exp[it\mathcal{F}(s)H_\varepsilon^{\text{eff}}\mathcal{F}(s)]. \quad (\text{B2})$$

Here, $H_\varepsilon^{\text{eff}}$ is defined as in Eq. (7), i.e., $H_\varepsilon^{\text{eff}} = (i/T) \log U(T)$, where $U(T)$ is the evolution operator for a full period on the torus, and ε specifies the location of the branch cut of the log in the definition of $H_\varepsilon^{\text{eff}}$ [see discussion below Eq. (7)]. The deformed evolution operator corresponds to $\tilde{U}_\varepsilon(t) \equiv \tilde{U}_\varepsilon(t, s = 1)$.

Importantly, all the bulk Floquet states of $\tilde{U}_\varepsilon(T, s)$ remain localized throughout the deformation process. This is because, for a sufficiently large ℓ_2 , the bulk Floquet states barely change as s varies; only the quasienergies change. The resulting evolution operator, $\tilde{U}_\varepsilon(t)$, depends on the choice of ε ; however, the evolution operator near the edge is essentially independent of ε . Therefore, the edge invariant, Eq. (12), does not depend on ε .

Note that, strictly speaking, $\tilde{U}_\varepsilon(t)$ of Eq. (B2) is not precisely of the block-diagonal form of Eq. (11). It still has exponentially small but nonzero matrix elements connecting the different blocks. However, a second deformation can take $\tilde{U}_\varepsilon(T)$ to the form appearing in Eq. (11).

APPENDIX C: QUANTIZED CHARGE PUMPING AND THE WINDING NUMBER

In this appendix, we show that for the AFAI a nonzero value for the winding number W_ε implies quantized charge pumping. As in Sec. V, we take an initial state with all sites filled in a strip of width ℓ near one edge of the AFAI [see Fig. 3(c)], and the rest to be empty.

To calculate the time dependence of the pumped charge, we begin by deriving an expression for the instantaneous current flowing across a longitudinal cut through the cylinder, i.e., across a line parallel to the y axis. The corresponding current operator is found by first allowing a flux θ_x to be threaded through the cylinder. Next, we pick a gauge where the gauge (vector) potential is nonzero only on the links connecting sites with $x = L_x$ to sites with $x = 0$. The net current flowing across the cut between $x = L_x$ and $x = 0$ is then described by the operator $I_x(t) = \partial \tilde{H}(\theta_x, t) / \partial \theta_x$, where $\tilde{H}(\theta_x, t)$ is the Hamiltonian of the system in the presence of the flux θ_x . Here, the tilde denotes the cylindrical geometry.

Below, we first (Appendix C 1) show that, when averaged over many periods, the charge pumped approaches a quantized value Q_∞ equal to the edge topological invariant n_{edge} , expressed in terms of the spectral flow on one edge of the system [Eq. (16)]. We then show (Appendix C 2) that Q_∞ is in fact equal to the bulk topological invariant W_ε , given by Eq. (8).

1. Quantized charge pumping from spectral flow

We start from Eq. (13), which gives the charge pumped during the time integral $0 < t < T$. The initial state, which is a single Slater determinant in terms of position eigenstates, is given by a superposition of Slater determinants in terms of Floquet states:

$$|\Psi\rangle = \sum_S A_S \prod_{j \in S} \psi_j^\dagger |0\rangle. \quad (\text{C1})$$

Note that A_S are fixed coefficients that depend only on the initial state. Inserting this into the expression for the

pumped charge in the interval $0 < t < T$, Eq. (13), we get

$$\langle Q \rangle_T = \sum_{S, S'} A_S^* A_{S'} \sum_{j \in S} \sum_{k \in S'} \int_0^T dt \langle \psi_j(t) | \frac{\partial \tilde{H}(\theta_x, t)}{\partial \theta_x} | \psi_k(t) \rangle. \quad (\text{C2})$$

The double sum in Eq. (C2) contains both diagonal and off-diagonal terms for the contributions of single-particle Floquet states. Denoting each of the contributions by Q_{jk} , and using $i\partial_t |\psi(t)\rangle = \tilde{H}(t) |\psi(t)\rangle$, the different terms in Eq. (C2) can be written as

$$\begin{aligned} Q_{jk} &= \int_0^T dt \langle \psi_j(t) | \{ \partial_{\theta_x} (\tilde{H} |\psi_k(t)\rangle) - \tilde{H} \partial_{\theta_x} |\psi_k(t)\rangle \} \\ &= \int_0^T dt \{ \langle \psi_j(t) | \partial_{\theta_x} i\partial_t |\psi_j(t)\rangle \\ &\quad + i\partial_t (\langle \psi_j(t) |) \partial_{\theta_x} |\psi_k(t)\rangle \} \\ &= i \int_0^T dt \partial_t \langle \psi_j(t) | \partial_{\theta_x} |\psi_k(t)\rangle. \end{aligned} \quad (\text{C3})$$

According to Floquet's theorem, the Floquet states can be written as $|\psi_j(t)\rangle = e^{-ie_j t} |\phi_j(t)\rangle$, where $|\phi_j(t)\rangle = |\phi_j(t+T)\rangle$ is a periodic function. Substituting this into Eq. (C3), we obtain for the diagonal terms

$$Q_{jj} = T \frac{\partial \varepsilon_j}{\partial \theta_x}, \quad (\text{C4})$$

and for the off-diagonal terms

$$Q_{jk} = i(e^{i(\varepsilon_j - \varepsilon_k)T} - 1) \langle \phi_j(0) | \partial_{\theta_x} | \phi_k(0) \rangle, \quad j \neq k. \quad (\text{C5})$$

Clearly, when computing the average charge pumped over N periods, $\langle Q \rangle_{NT}/N$, the off-diagonal terms will give a contribution that decays as $1/N$, while the diagonal terms will give the contribution that does not decay with N ,

$$\lim_{N \rightarrow \infty} \langle Q \rangle_{NT}/N = Q_\infty = T \sum_j n_j \frac{\partial \varepsilon_j}{\partial \theta_x}, \quad (\text{C6})$$

where n_j is the probability for the j th Floquet state to be occupied, $n_j = \langle \Psi | \psi_j^\dagger \psi_j | \Psi \rangle$. Averaging over the flux values, we obtain Eq. (16), which is the result we set out to obtain in this section.

2. Quantized charge pumping and the winding number

We now show that Q_∞ , the charge pumped over a period averaged over long times, is equal to the winding number W , appearing in Eq. (8). We show that in the limit of a large number of cycles N , the average charge pumped per cycle contains a quantized piece equal to the winding number plus a small correction that decays with the averaging time at least as fast as $1/N$.

Recall that the many-body initial state that we consider is a single Slater determinant with electrons populating all sites in the strip of width ℓ near one edge of the cylinder. At time t , the expectation value of the current $\langle I_x(t) \rangle$ is given by the sum of contributions from each of these single-particle states, propagated forward in time with the evolution operator $\tilde{U} \equiv \tilde{U}(\theta_x, t)$ for the system with the threaded flux θ_x . Defining a projector \mathcal{P}_ℓ that projects onto all sites within the strip of initially occupied sites, the current is given by

$$\langle I_x(t) \rangle = \text{Tr} \left\{ \tilde{U}^\dagger(\theta_x, t) \frac{\partial \tilde{H}(\theta_x, t)}{\partial \theta_x} \tilde{U}(\theta_x, t) \mathcal{P}_\ell \right\}. \quad (\text{C7})$$

Using Eq. (C7), the total charge pumped in the first cycle, $\langle Q \rangle_T = \int_0^T dt \langle I_x(t) \rangle$, is given by

$$\langle Q \rangle_T = \int_0^T dt \text{Tr} \left\{ \tilde{U}^\dagger(\theta_x, t) \frac{\partial \tilde{H}(\theta_x, t)}{\partial \theta_x} \tilde{U}(\theta_x, t) \mathcal{P}_\ell \right\}. \quad (\text{C8})$$

Rearranging and using the chain rule, Eq. (C8) becomes

$$\langle Q \rangle_T = \int_0^T dt \text{Tr} \{ \mathcal{P}_\ell \tilde{U}^\dagger (\partial_{\theta_x} (\tilde{H} \tilde{U}) - \tilde{H} \partial_{\theta_x} \tilde{U}) \}. \quad (\text{C9})$$

In the thermodynamic limit, the current $\langle I_x(\theta_x) \rangle$ is expected to be insensitive to the value of the threaded flux. Thus, replacing the pumped charge by its value averaged over all θ_x , and using $i\partial_t U = HU$, we obtain

$$\langle Q \rangle_T = \frac{i}{2\pi} \int_0^{2\pi} d\theta_x \int_0^T dt \text{Tr} \{ \mathcal{P}_\ell (\tilde{U}^\dagger \partial_{\theta_x} \partial_t \tilde{U} + \partial_t \tilde{U}^\dagger \partial_{\theta_x} \tilde{U}) \}, \quad (\text{C10})$$

or equivalently, through integration by parts,

$$\langle Q \rangle_T = \frac{i}{2\pi} \int_0^{2\pi} d\theta_x \int_0^T dt \text{Tr} \{ \mathcal{P}_\ell (\partial_t \tilde{U}^\dagger \partial_{\theta_x} \tilde{U} - \partial_{\theta_x} \tilde{U}^\dagger \partial_t \tilde{U}) \}. \quad (\text{C11})$$

Inserting $\tilde{U}\tilde{U}^\dagger = 1$ and using $(\partial_\lambda \tilde{U}^\dagger) \tilde{U} = -\tilde{U}^\dagger \partial_\lambda \tilde{U}$ in each of the terms in the above equation gives

$$\langle Q \rangle_T = \frac{i}{2\pi} \int_0^{2\pi} d\theta_x \int_0^T dt \text{Tr} \{ (\tilde{U}^\dagger \partial_{\theta_x} \tilde{U}) [(\tilde{U}^\dagger \partial_t \tilde{U}), \mathcal{P}_\ell] \}, \quad (\text{C12})$$

where we use $\text{Tr} \{ \mathcal{P}_\ell [A, B] \} = \text{Tr} \{ A [B, \mathcal{P}_\ell] \}$.

We now examine the cases for which the commutator in Eq. (C12) is nonzero. Denoting $\tilde{A} \equiv (\tilde{U}^\dagger \partial_t \tilde{U})$, the matrix element $\langle \mathbf{r} | \tilde{A}, \mathcal{P}_\ell | \mathbf{r}' \rangle$ is nonzero in the two cases:

$$\begin{aligned}\langle \mathbf{r} | [\tilde{A}, \mathcal{P}_\ell] | \mathbf{r}' \rangle &= -\langle \mathbf{r} | \tilde{A} | \mathbf{r}' \rangle, & \mathcal{P}_\ell | \mathbf{r} \rangle &= | \mathbf{r} \rangle, & \mathcal{P}_\ell | \mathbf{r}' \rangle &= 0, \\ \langle \mathbf{r} | [\tilde{A}, \mathcal{P}_\ell] | \mathbf{r}' \rangle &= \langle \mathbf{r} | \tilde{A} | \mathbf{r}' \rangle, & \mathcal{P}_\ell | \mathbf{r} \rangle &= 0, & \mathcal{P}_\ell | \mathbf{r}' \rangle &= | \mathbf{r}' \rangle.\end{aligned}\quad (\text{C13})$$

To set up a convenient means for enforcing the conditions above, we introduce an auxiliary gauge transformation under which the single-particle states on the sites $|\mathbf{r}\rangle \equiv |x, y\rangle$ transform as

$$\begin{aligned}|\mathbf{r}\rangle &\rightarrow |\mathbf{r}\rangle, & y &< \ell, \\ |\mathbf{r}\rangle &\rightarrow e^{i\theta_y} |\mathbf{r}\rangle, & \ell \leq y \leq L_y.\end{aligned}\quad (\text{C14})$$

We denote the unitary operator that applies this gauge transformation as G_{θ_y} . Because Eq. (C14) defines a pure gauge transformation, the pumped charge cannot depend on the value of θ_y . Therefore, we are free to average $\langle Q \rangle_T$ over all such gauges. Using $[G_{\theta_y}, \mathcal{P}_\ell] = 0$ and defining $\tilde{A}(\theta_y) \equiv G_{\theta_y}^\dagger (\tilde{U}^\dagger \partial_t \tilde{U}) G_{\theta_y}$ and $\tilde{B}(\theta_y) \equiv G_{\theta_y}^\dagger (\tilde{U}^\dagger \partial_{\theta_x} \tilde{U}) G_{\theta_y}$, we thus obtain

$$\langle Q \rangle_T = \frac{i}{4\pi^2} \int_0^{2\pi} d\theta_y \int_0^{2\pi} d\theta_x \int_0^T dt \text{Tr} \{ \tilde{B}(\theta_y) [\tilde{A}(\theta_y), \mathcal{P}_\ell] \}.\quad (\text{C15})$$

Importantly, Eqs. (C13) and (C14) can be expressed as

$$[\tilde{A}(\theta_y), \mathcal{P}_\ell] = i\partial_{\theta_y} \tilde{A}(\theta_y),\quad (\text{C16})$$

whereby the pumped charge becomes

$$\langle Q \rangle_T = -\frac{1}{4\pi^2} \int_0^{2\pi} d\theta_y \int_0^{2\pi} d\theta_x \int_0^T dt \text{Tr} \{ \tilde{B}(\theta_y) \partial_{\theta_y} \tilde{A}(\theta_y) \}.\quad (\text{C17})$$

Thus far, we have expressed the average current using the evolution \tilde{U} on the cylinder. Here, we aim to obtain a bulk-boundary correspondence, relating the pumped charge to the evolution operator on a *torus*, i.e., a geometry without edges. We consider a completion of the cylinder to a torus with fluxes θ_x and θ_y threaded through the two holes of the torus. The torus Hamiltonian, $H \equiv H(\theta_x, \theta_y, t)$, is identical to $G_{\theta_y}^\dagger \tilde{H}(\theta_x, t) G_{\theta_y}$ in the interior of the cylinder. The corresponding evolution operator is denoted by $U \equiv U(\theta_x, \theta_y, t)$.

Importantly, U and $A = U^\dagger \partial_t U$, as well as \tilde{U} and $\tilde{A} = \tilde{U}^\dagger \partial_t \tilde{U}$, are *local* operators for $0 < t < T$. Therefore, up to corrections that are exponentially suppressed in the size of the system, $i\partial_{\theta_y} A = i\partial_{\theta_y} \tilde{A}(\theta_y)$; i.e., the derivative with respect to θ_y gives an identical result in the case of a torus and a cylinder. Moreover, since $i\partial_{\theta_y} \tilde{A}(\theta_y)$ is also a local operator, the only matrix elements of $\langle \mathbf{r}' | \tilde{B}(\theta_y) | \mathbf{r} \rangle$ contributing in Eq. (C17) are those for which \mathbf{r} and \mathbf{r}' are in the interior of the

cylinder and close to the edge of the initially filled strip, i.e., $y \approx \ell$. For these matrix elements, \tilde{B} (defined on the cylinder) and $B \equiv U^\dagger \partial_{\theta_x} U$ (defined on the torus) are identical (up to corrections that are exponentially small in the size of the system). Therefore, in Eq. (C17) we can replace \tilde{A} and \tilde{B} with A and B , giving

$$\langle Q \rangle_T = -\frac{1}{4\pi^2} \oint d\Theta \int_0^T dt \text{Tr} \{ (U^\dagger \partial_{\theta_x} U) \partial_{\theta_y} (U^\dagger \partial_t U) \},\quad (\text{C18})$$

where, for brevity, we denote $d\theta_x d\theta_y = d\Theta$, and unite the integrals under a single integral sign.

Inserting $UU^\dagger = 1$ between the two terms in the trace in the equation above, and again using $(\partial_t U^\dagger)U = -U^\dagger \partial_t U$, we get

$$\langle Q \rangle_T = -\frac{1}{4\pi^2} \oint d\Theta \int_0^T dt \text{Tr} \{ (U^\dagger \partial_{\theta_x} U) [U^\dagger \partial_{\theta_y} \partial_t U - (U^\dagger \partial_{\theta_y} U)(U^\dagger \partial_t U)] \}.\quad (\text{C19})$$

Using

$$\begin{aligned}U^\dagger \partial_{\theta_y} \partial_t U &= \partial_t (U^\dagger \partial_{\theta_y} U) - \partial_t U^\dagger \partial_{\theta_y} U \\ &= (U^\dagger \partial_t U)(U^\dagger \partial_{\theta_y} U) + \partial_t (U^\dagger \partial_{\theta_y} U),\end{aligned}\quad (\text{C20})$$

we get

$$\langle Q \rangle_T = \frac{1}{4\pi^2} \oint d\Theta \int_0^T dt \text{Tr} \{ (U^\dagger \partial_t U) [(U^\dagger \partial_{\theta_x} U)(U^\dagger \partial_{\theta_y} U) - (U^\dagger \partial_{\theta_x} U) \partial_t (U^\dagger \partial_{\theta_y} U)] \}.\quad (\text{C21})$$

For the moment, we focus on the second term in the above equation. Integrating by parts gives

$$\begin{aligned}&\oint d\Theta \int_0^T dt \text{Tr} \{ (U^\dagger \partial_{\theta_x} U) \partial_t (U^\dagger \partial_{\theta_y} U) \} \\ &= \oint d\Theta \int_0^T dt \text{Tr} \left\{ \frac{1}{2} \partial_t [(U^\dagger \partial_{\theta_x} U)(U^\dagger \partial_{\theta_y} U)] \right. \\ &\quad \left. - \frac{1}{2} (\partial_t U^\dagger \partial_{\theta_x} U)(U^\dagger \partial_{\theta_y} U) - \frac{1}{2} (U^\dagger \partial_t \partial_{\theta_x} U)(U^\dagger \partial_{\theta_y} U) \right. \\ &\quad \left. + \frac{1}{2} (U^\dagger \partial_{\theta_x} U)(\partial_t U^\dagger \partial_{\theta_y} U) + \frac{1}{2} (U^\dagger \partial_{\theta_x} U)(U^\dagger \partial_t \partial_{\theta_y} U) \right\}.\end{aligned}\quad (\text{C22})$$

Using the cyclic property of the trace, $U^\dagger U = 1$, and integration by parts with respect to θ_x and θ_y , it is possible to show that the third and fifth terms (containing the double derivatives) cancel. The second and fourth terms, using $U \partial_\lambda U^\dagger = -\partial_\lambda U U^\dagger$, can be shown to give an identical contribution to the first term in Eq. (C21), but with a factor

of $-\frac{1}{2}$. Defining the functional $W[U(t)]$ for a bulk evolution $U(t)$ as

$$W[U] = \oint \frac{d\Theta}{8\pi^2} \int_0^T dt \text{Tr}\{(U^\dagger \partial_t U)[(U^\dagger \partial_{\theta_x} U), (U^\dagger \partial_{\theta_y} U)]\}, \quad (\text{C23})$$

the net charge pumped during one driving cycle, assuming initial filling of a strip of sites covering one edge, is given by

$$\langle Q \rangle_T = W[U] - \oint \frac{d\Theta}{8\pi^2} \int_0^T dt \partial_t \text{Tr}\{(U^\dagger \partial_{\theta_x} U)(U^\dagger \partial_{\theta_y} U)\}. \quad (\text{C24})$$

It is important to note that $W[U]$ is quantized (and equal to a winding number, as discussed in Ref. [27]) only for the case where the evolution is periodic, satisfying $U(T) = U(0)$. For such “ideal evolutions,” the second term in Eq. (C24) clearly vanishes, and, therefore, the pumped charge is quantized and given by the winding number.

For a “nonideal evolution,” where $U(T) \neq U(0)$, $W[U]$ need not be an integer. However, if the initially filled strip near the edge is wide enough such that all edge states are occupied with probabilities exponentially close to 1, then the spectral flow arguments we present in Appendix C 1 indicate that the average charge pumped per cycle will yield a quantized value, with a correction that vanishes at least as fast as $1/N$. As we now show, this behavior can be seen directly through further manipulations of Eq. (C24).

Consider a “continued” evolution $\hat{U}(t)$, defined on a larger time period of $2T$. We define $\hat{U}(t)$ such that it is equal to the original evolution operator $U(t)$ for $0 \leq t \leq T$, and to $e^{iH_{\text{eff}}(t-T)}U(T) = e^{iH_{\text{eff}}(t-2T)}$ for $T < t \leq 2T$. As in Ref. [27], $H_{\text{eff}} = (i/T) \log U(T)$; in the discussion below, the choice of the branch cut of the log is unimportant, as long as the system is in a localized phase. As constructed, $\hat{U}(t)$ is an ideal evolution in the larger period $2T$; i.e., $\hat{U}(2T) = \hat{U}(0) = 1$.

Starting with Eq. (C24), we add and subtract the quantity $W[e^{iH_{\text{eff}}(t-T)}]$, i.e., Eq. (C23) with $U(t)$ replaced by $e^{iH_{\text{eff}}(t-T)}$. After a shift of the time variable by T , the added piece combines with $W[U]$ to give $W_2[\hat{U}]$, where W_2 is defined as in Eq. (C23) with the time integration taken from 0 to $2T$. The subtracted piece remains as a correction. The charge pumped over one cycle is then

$$\langle Q \rangle_T = W_2[\hat{U}] - W[e^{iH_{\text{eff}}(t-T)}] - \frac{1}{8\pi^2} \oint d\Theta \text{Tr}\{(U^\dagger \partial_{\theta_x} U)(U^\dagger \partial_{\theta_y} U)\}_0^T, \quad (\text{C25})$$

where the last term arises from the full derivative (second term) in Eq. (C24). Crucially, because \hat{U} is $2T$ periodic, $W_2[\hat{U}]$ is a true winding number and is quantized. The issue

remains to characterize the contributions of the second and third terms; below, we show that they can be neglected in the limit of a large number of pumping cycles.

Consider the average charge pumped over N driving cycles, $\langle Q \rangle_{NT}/N = (1/N) \int_0^{NT} dt \langle I_x(t) \rangle$. To analyze this quantity we repeat the manipulations leading up to Eq. (C24). In moving from the evolution operator on the cylinder to that on a torus, see discussion above Eq. (C18), we furthermore use the fact that in the localized phase U and $A = U^\dagger \partial_t U$ remain local even at long times. Likewise, \tilde{U} and $\tilde{A} = \tilde{U}^\dagger \partial_t \tilde{U}$ (for the cylinder) are local in the y coordinate. In this way we find

$$\frac{\langle Q \rangle_{NT}}{N} = \frac{1}{N} W_N[U] + \frac{f(N)}{N}, \quad (\text{C26})$$

where $W_N[\cdot]$ is defined in the same way as $W[\cdot]$ in Eq. (C23), but with the time integration taken up to NT rather than T . The factor $f(N)$ on the right-hand side of this equation arises from the term corresponding to the full derivative term in Eq. (C24); its magnitude is bounded, and therefore the ratio $f(N)/N$ decays to zero as N goes to infinity.

To see how the last term in Eq. (C26) vanishes for large N , consider U in terms of its spectral decomposition, $U(NT) = \sum_n e^{-i\epsilon_n NT} P_n$, where P_n is the projector onto Floquet state n . Each derivative contributes two terms: $U^\dagger \partial_{\theta_j} U = -i(\partial_{\theta_j} \epsilon_n) N T P_n + P_n \partial_{\theta_j} P_n$. We consider each of the four resulting terms from the product $\text{Tr}[(U^\dagger \partial_{\theta_x} U)(U^\dagger \partial_{\theta_y} U)]$ separately.

First, when both derivatives act on the quasienergies, we get $(NT)^2 \sum_n \partial_{\theta_x} \epsilon_n \partial_{\theta_y} \epsilon_n$. A nonzero value for these terms would imply the existence of a current that grows linearly in time, which is unphysical. Moreover, as shown in Appendix C 1, as a general rule the time-averaged current (or pumped charge) must limit to a constant plus a correction that decreases at least inversely with time. In the fully localized phase, the quasienergies $\{\epsilon_n\}$ are exponentially insensitive to changes in the fluxes θ_x and θ_y (see arguments below), and therefore these terms clearly give a vanishing contribution in the thermodynamic limit. Therefore, these terms can (and must) be dropped within the level of all other approximations of exponential accuracy employed above.

Next, when one of the derivatives acts on the quasienergy and the other acts on a projector, we get terms like $NT \sum_n \partial_{\theta_x} \epsilon_n \text{Tr}[P_n \partial_{\theta_y} P_n]$. These terms strictly vanish due to the general identity $\text{Tr}[P(dP)/(d\lambda)] = 0$, for any parameter λ upon which the projector P depends.

Finally, when both derivatives act on the projectors we get a nonvanishing contribution of the form $\sum_{n,m} \text{Tr}[(P_n \partial_{\theta_x} P_n)(P_m \partial_{\theta_y} P_m)]$. Crucially, these terms do not depend on the length of the averaging interval NT . Therefore, the quantity $f(N)$ in Eq. (C26) is, in fact, constant in N , and the ratio $f(N)/N$ decays to zero in the

long-time (large N) limit. Furthermore, in the localized phase, the contributions from projectors onto states localized far from the bonds where the gauge fields $\theta_{x,y}$ act are exponentially suppressed. Thus, it is clear that for any fixed N the quantity $f(N)/N$ remains finite in the thermodynamic limit $L_x, L_y \rightarrow \infty$.

To evaluate $W_N[U]$ in Eq. (C26) we break up the integral over the range $0 \leq t \leq NT$ into N segments of length T . Shifting the time variable within each segment to run between 0 and T , we obtain

$$W_N[U] = \sum_{n=0}^{N-1} W[U_n], \quad U_n(t) = U(t)U(nT). \quad (\text{C27})$$

As discussed for the nonideal evolution $U(t)$ above, the operators $\{U_n\}$ are not periodic in time and therefore $W[U_n]$ is not quantized.

To isolate the quantized contribution to Eq. (C26), we add and subtract a ‘‘return map’’ contribution $W[e^{iH_{\text{eff}}(t-T)}U(nT)]$ for each term $W[U_n]$. We further define the ‘‘continued’’ evolution $\hat{U}_n(t) = \hat{U}(t)U(nT)$, with $\hat{U}(t)$ as given above. Note that \hat{U}_n is periodic in time with period $2T$ [though $\hat{U}_n(0) = \hat{U}_n(2T) \neq 1$], and therefore $W_2[\hat{U}_n]$ is separately quantized for each n . Moreover, by virtue of the fact that the winding number $W_2[\hat{U}_n]$ is a topological invariant for periodic evolutions, its value cannot change under smooth deformations of \hat{U}_n . In particular, we may deform $\hat{U}_n \rightarrow \hat{U}$ via the continuous transformation $\hat{U}_n(t; s) = \hat{U}(t)U((1-s)nT)$, by taking s from 0 to 1. Hence, we find that $W_2[\hat{U}_n] = W_2[\hat{U}]$, and, therefore, $\sum_{n=0}^{N-1} W_2[\hat{U}_n] = NW_2[\hat{U}]$.

Inserting the result above into Eq. (C26) and subtracting the appropriate return map contribution, we obtain

$$\frac{\langle Q \rangle_{NT}}{N} = W_2[\hat{U}] - \frac{1}{N} W_N[e^{iH_{\text{eff}}(t-NT)}] + \frac{f(N)}{N}, \quad (\text{C28})$$

where we combine the contributions of the return maps for all n into one term $W_N[e^{iH_{\text{eff}}(t-NT)}]$. Note that by shifting time arguments we can make the replacement $W_N[e^{iH_{\text{eff}}(t-NT)}] = -W_N[e^{-iH_{\text{eff}}t}]$.

The quantity $W_N[e^{-iH_{\text{eff}}t}]$ is not necessarily quantized, since the unitary $e^{-iH_{\text{eff}}t}$ is not a periodic function of t over the range $0 \leq t \leq NT$. However, if the eigenstates of H_{eff} are all localized, then we can show (see below) that $W_N[e^{-iH_{\text{eff}}t}]$ decays with N as $1/N$ (or faster). The underlying reason is that, in the localized case, the eigenstates of H_{eff} do not flow under insertion of the fluxes θ_x and θ_y into the torus. For now we simply assert this claim, and prove it at the end of this section. Accepting the claim to be true, we obtain

$$\frac{\langle Q \rangle_{NT}}{N} = W_2[\hat{U}] + \tilde{f}(N)/N, \quad (\text{C29})$$

where $\tilde{f}(N)$ is bounded by a constant as a function of N . Equation (C29) is the result we set out to prove in this appendix.

Finally, to close the loose ends, we show that $W_N[e^{-iH_{\text{eff}}t}]$ is bounded as a function of N . Using the spectral decomposition $e^{-iH_{\text{eff}}t} = \sum_n e^{-i\varepsilon_n t} P_n$, we have

$$W_N[e^{-iH_{\text{eff}}t}] = \sum \int_0^{NT} d\Theta dt \frac{e^{-i\Delta\varepsilon t} \varepsilon_n}{i8\pi^2} \text{Tr}\{P_n[P_{m_1} \partial_{\theta_x} P_{m_2}, P_{k_1} \partial_{\theta_y} P_{k_2}]\}, \quad (\text{C30})$$

with $\Delta\varepsilon = \varepsilon_{m_1} + \varepsilon_{k_1} - \varepsilon_{m_2} - \varepsilon_{k_2}$, and the sum taken over the integers $n, m_{1,2}, k_{1,2}$. To get to Eq. (C30), we use $\text{Tr}\{P_n[P_m, P_k]\} = 0$ and $\text{Tr}\{P_n[P_m, P_{k_1} \partial_{\theta_y} P_{k_2}]\} = 0$.

When H_{eff} is fully localized, its eigenstates do not ‘‘wrap’’ around the cycles of the torus, and therefore are unsusceptible to the flux insertion. Therefore, up to corrections that are suppressed as $\exp(-L/\xi)$, where ξ is the localization length, we have that (i) the eigenvalues $\varepsilon_n(\Theta)$ are independent of the values of the fluxes and (ii) under changing the values for the fluxes, the projectors P_n transform as if transforming under a local gauge transformation, $P_n(\Theta) = e^{i\Upsilon} P_n e^{-i\Upsilon}$, with $e^{i\Upsilon} = e^{i\mathcal{Q}_x \theta_x + \mathcal{Q}_y \theta_y}$. Here, \mathcal{Q}_x and \mathcal{Q}_y are projectors on sites that define the gauge transformation felt by the localized eigenstates.

Returning to Eq. (C30), we note that in order for a term in Eq. (C30) to grow with N , it must have $\Delta\varepsilon = 0$. Excluding the possibility of a fine-tuned degeneracy that occurs on a finite area in flux space, the condition $\Delta\varepsilon = 0$ requires that either $m_1 = m_2$, $k_1 = k_2$ or $m_1 = k_2$, $m_2 = k_1$. However, the contribution of the latter two cases to $W_N[e^{-iH_{\text{eff}}t}]$ can be shown to vanish by substituting

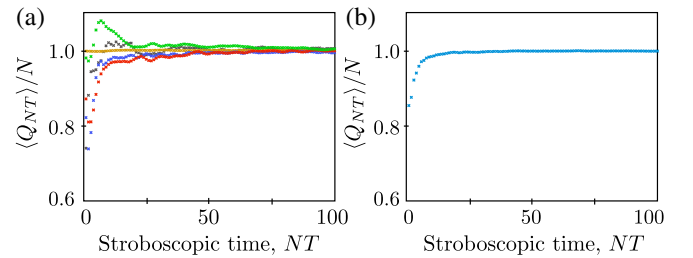


FIG. 9. Quantized charge pumping in the AFAI in a single disorder realization for a system of size 50×50 . All parameters are the same as in Fig. 6. (a) Cumulative average of pumped charge per cycle, $\langle Q \rangle_{NT}/N$, resolved for five different vertical cuts across the cylinder (cuts along the y direction, cf. Fig. 3). The spread of asymptotic values arises from numerical error in the finite time differences used for evaluating the integral in Eq. (13). (b) The pumped charge, averaged over all longitudinal cuts in the same finite-sized system. For a thermodynamically large system, averaging over all cuts is equivalent to averaging over disorder realizations; see Fig. 6(b).

$\partial_{\theta_\alpha} P_m = ie^{i\Upsilon} [Q_\alpha, P_m] e^{-i\Upsilon}$ in Eq. (C30) and applying straightforward algebraic manipulations. Therefore, we find that all the terms in $W_N[e^{-iH_{\text{eff}}t}]$ are bounded by a constant as a function of N , and thereby we obtain Eq. (C28).

APPENDIX D: CHARGE PUMPING STATISTICS

As mentioned in the main text, quantization of the charge pumped per cycle is realized for every individual disorder realization in a large system. In this appendix, we show numerical results for a *single* disorder realization in a finite system of size 50×50 lattice sites. In the main text we define the pumped charge by integrating the current across a single vertical “cut” across the system in a cylinder geometry (a cut along the y direction, cf. Fig. 3). Here, in Fig. 9 we show that the detailed time dependence of $\langle Q \rangle_{NT}$, the cumulative average charge pumped per cycle across each single cut, displays a unique pattern of decaying oscillations and limits to one at large times [Fig. 9(a)]. Current conservation implies that the average currents across all cuts must be equal in the long-time limit; the spread of values at large times is due to numerical discretization error. In Fig. 9(b), we show the current averaged over all vertical cuts in the same 50×50 system. Here, the rapid convergence to the quantized value is clearly displayed.

[1] T. Oka and H. Aoki, *Photovoltaic Hall Effect in Graphene*, *Phys. Rev. B* **79**, 081406 (2009).
 [2] J.-i. Inoue and A. Tanaka, *Photoinduced Transition between Conventional and Topological Insulators in Two-Dimensional Electronic Systems*, *Phys. Rev. Lett.* **105**, 017401 (2010).
 [3] T. Kitagawa, E. Berg, M. Rudner, and E. Demler, *Topological Characterization of Periodically Driven Quantum Systems*, *Phys. Rev. B* **82**, 235114 (2010).
 [4] N.H. Lindner, G. Refael, and V. Galitski, *Floquet Topological Insulator in Semiconductor Quantum Wells*, *Nat. Phys.* **7**, 490 (2011).
 [5] N.H. Lindner, D.L. Bergman, G. Refael, and V. Galitski, *Topological Floquet Spectrum in Three Dimensions via a Two-Photon Resonance*, *Phys. Rev. B* **87**, 235131 (2013).
 [6] Z. Gu, H. A. Fertig, D. P. Arovas, and A. Auerbach, *Floquet Spectrum and Transport through an Irradiated Graphene Ribbon*, *Phys. Rev. Lett.* **107**, 216601 (2011).
 [7] T. Kitagawa, T. Oka, A. Brataas, L. Fu, and E. Demler, *Transport Properties of Nonequilibrium Systems under the Application of Light: Photoinduced Quantum Hall Insulators without Landau Levels*, *Phys. Rev. B* **84**, 235108 (2011).
 [8] P. Delplace, A. Gómez-León, and G. Platero, *Merging of Dirac Points and Floquet Topological Transitions in ac-Driven Graphene*, *Phys. Rev. B* **88**, 245422 (2013).
 [9] Y. T. Katan and D. Podolsky, *Modulated Floquet Topological Insulators*, *Phys. Rev. Lett.* **110**, 016802 (2013).

[10] D.E. Liu, A. Levchenko, and H.U. Baranger, *Floquet Majorana Fermions for Topological Qubits in Superconducting Devices and Cold-Atom Systems*, *Phys. Rev. Lett.* **111**, 047002 (2013).
 [11] P. Titum, N.H. Lindner, M.C. Rechtsman, and G. Refael, *Disorder-Induced Floquet Topological Insulators*, *Phys. Rev. Lett.* **114**, 056801 (2015).
 [12] G. Usaj, P.M. Perez-Piskunow, L.E.F. Foa Torres, and C.A. Balseiro, *Irradiated Graphene as a Tunable Floquet Topological Insulator*, *Phys. Rev. B* **90**, 115423 (2014).
 [13] L.E.F. Foa Torres, P.M. Perez-Piskunow, C.A. Balseiro, and G. Usaj, *Multiterminal Conductance of a Floquet Topological Insulator*, *Phys. Rev. Lett.* **113**, 266801 (2014).
 [14] L. D’Alessio and M. Rigol, *Dynamical Preparation of Floquet Chern Insulators: A No-Go Theorem, the Bott Index, and Boundary Effects*, *Nat. Commun.* **6**, 8336 (2015).
 [15] H. Dehghani, T. Oka, and A. Mitra, *Dissipative Floquet Topological Systems*, *Phys. Rev. B* **90**, 195429 (2014).
 [16] H. Dehghani, T. Oka, and A. Mitra, *Out of Equilibrium Electrons and the Hall Conductance of a Floquet Topological Insulator*, *Phys. Rev. B* **91**, 155422 (2015).
 [17] T. Bilitewski and N.R. Cooper, *Scattering Theory for Floquet-Bloch States*, *Phys. Rev. A* **91**, 033601 (2015).
 [18] M.A. Sentef, M. Claassen, A.F. Kemper, B. Moritz, T. Oka, J.K. Freericks, and T.P. Devereaux, *Theory of Floquet Band Formation and Local Pseudospin Textures in Pump-Probe Photoemission of Graphene*, *Nat. Commun.* **6**, 7047 (2015).
 [19] K.I. Seetharam, C.-E. Bardyn, N.H. Lindner, M.S. Rudner, and G. Refael, *Controlled Population of Floquet-Bloch States via Coupling to Bose and Fermi Baths*, *Phys. Rev. X* **5**, 041050 (2015).
 [20] T. Iadecola, T. Neupert, and C. Chamon, *Occupation of Topological Floquet Bands in Open Systems*, *Phys. Rev. B* **91**, 235133 (2015).
 [21] J. Klinovaja, P. Stano, and D. Loss, *Topological Floquet Phases in Driven Coupled Rashba Nanowires*, *arXiv:1510.03640*.
 [22] Y. Gannot, *Effects of Disorder on a 1-D Floquet Symmetry Protected Topological Phase*, *arXiv:1512.04190*.
 [23] Y.H. Wang, H. Steinberg, P. Jarillo-Herrero, and N. Gedik, *Observation of Floquet-Bloch States on the Surface of a Topological Insulator*, *Science* **342**, 453 (2013).
 [24] G. Jotzu, M. Messer, R. Desbuquois, M. Lebrat, T. Uehlinger, D. Greif, and T. Esslinger, *Experimental Realization of the Topological Haldane Model with Ultracold Fermions*, *Nature (London)* **515**, 237 (2014).
 [25] M.C. Rechtsman, J.M. Zeuner, Y. Plotnik, Y. Lumer, D. Podolsky, F. Dreisow, S. Nolte, M. Segev, and A. Szameit, *Photonic Floquet Topological Insulators*, *Nature (London)* **496**, 196 (2013).
 [26] L. Jiang, T. Kitagawa, J. Alicea, A.R. Akhmerov, D. Pekker, G. Refael, J.I. Cirac, E. Demler, M.D. Lukin, and P. Zoller, *Majorana Fermions in Equilibrium and in Driven Cold-Atom Quantum Wires*, *Phys. Rev. Lett.* **106**, 220402 (2011).
 [27] M.S. Rudner, N.H. Lindner, E. Berg, and M. Levin, *Anomalous Edge States and the Bulk-Edge Correspondence for Periodically Driven Two-Dimensional Systems*, *Phys. Rev. X* **3**, 031005 (2013).

- [28] A. Kundu and B. Seradjeh, *Transport Signatures of Floquet Majorana Fermions in Driven Topological Superconductors*, *Phys. Rev. Lett.* **111**, 136402 (2013).
- [29] D. Carpentier, P. Delplace, M. Fruchart, and K. Gawedzki, *Topological Index for Periodically Driven Time-Reversal Invariant 2D Systems*, *Phys. Rev. Lett.* **114**, 106806 (2015).
- [30] J. K. Asboth, B. Tarasinski, and P. Delplace, *Chiral Symmetry and Bulk-Boundary Correspondence in Periodically Driven One-Dimensional Systems*, *Phys. Rev. B* **90**, 125143 (2014).
- [31] I. C. Fulga and M. Maksymenko, *Scattering Matrix Invariants of Floquet Topological Insulators*, *Phys. Rev. B* **93**, 075405 (2016).
- [32] D. Leykam, M. C. Rechtsman, and Y. D. Chong, *Anomalous Topological Phases and Unpaired Dirac Cones in Photonic Floquet Topological Insulators*, [arXiv:1601.01764](https://arxiv.org/abs/1601.01764).
- [33] D. J. Thouless, *Quantization of Particle Transport*, *Phys. Rev. B* **27**, 6083 (1983).
- [34] D. J. Thouless, M. Kohmoto, M. P. Nightingale, and M. den Nijs, *Quantized Hall Conductance in a Two-Dimensional Periodic Potential*, *Phys. Rev. Lett.* **49**, 405 (1982).
- [35] F. Gao, Z. Gao, X. Shi, Z. Yang, X. Lin, J. D. Joannopoulos, M. Soljacic, H. Chen, L. Lu, Y. Chong, and B. Zhang, *Probing the Limits of Topological Protection in a Designer Surface Plasmon Structure*, [arXiv:1504.07809](https://arxiv.org/abs/1504.07809).
- [36] W. Hu, J. C. Pillay, K. Wu, M. Pasek, P. P. Shum, and Y. D. Chong, *Measurement of a Topological Edge Invariant in a Microwave Network*, *Phys. Rev. X* **5**, 011012 (2015).
- [37] B. I. Halperin, *Quantized Hall Conductance, Current-Carrying Edge States, and the Existence of Extended States in a Two-Dimensional Disordered Potential*, *Phys. Rev. B* **25**, 2185 (1982).
- [38] J. Li, R.-L. Chu, J. K. Jain, and S.-Q. Shen, *Topological Anderson Insulator*, *Phys. Rev. Lett.* **102**, 136806 (2009).
- [39] Quasienergy spectra of this type were characterized in terms of anholonomies; see A. Tanaka and M. Miyamoto, *Quasienergy Anholonomy and its Application to Adiabatic Quantum State Manipulation*, *Phys. Rev. Lett.* **98**, 160407 (2007).
- [40] P. W. Anderson, *Absence of Diffusion in Certain Random Lattices*, *Phys. Rev.* **109**, 1492 (1958).
- [41] The winding number introduced below is independent of the gauge used to represent these fluxes.
- [42] The bulk topological invariant that describes the AFAI is a generalization of the, “winding number”, which was introduced in Ref. [27] for a translationally invariant system.
- [43] This can be seen, e.g., from the fact that for any given localized state, one can choose a gauge for which this state is essentially independent of θ_x and θ_y .
- [44] We assume that the Hamiltonian in the bulk is the same for $\tilde{U}(\theta_x, t)$ and for $U_e(\Theta, t)$. This can always be arranged by choosing a correct gauge.
- [45] Note that Q_∞ is independent of x_0 ; i.e., the charge pumped across any line parallel to the y axis leads to the same Q_∞ .
- [46] J. E. Avron and R. Seiler, *Quantization of the Hall Conductance for General, Multiparticle Schrödinger Hamiltonians*, *Phys. Rev. Lett.* **54**, 259 (1985).
- [47] For the Hall conductance, a more careful treatment shows that averaging over θ_x is not necessary; see M. B. Hastings and S. Michalakis, *Quantization of Hall Conductance for Interacting Electrons on a Torus*, *Commun. Math. Phys.* **334**, 433 (2015).
- [48] M. Mehta, *Random Matrices, Pure and Applied Mathematics*, 3rd ed. (Elsevier, Amsterdam, 2004), Vol. 142.
- [49] V. Oganesyan and D. A. Huse, *Localization of Interacting Fermions at High Temperature*, *Phys. Rev. B* **75**, 155111 (2007).
- [50] Y. Y. Atas, E. Bogomolny, O. Giraud, and G. Roux, *Distribution of the Ratio of Consecutive Level Spacings in Random Matrix Ensembles*, *Phys. Rev. Lett.* **110**, 084101 (2013).
- [51] L. D’Alessio and M. Rigol, *Long-Time Behavior of Isolated Periodically Driven Interacting Lattice Systems*, *Phys. Rev. X* **4**, 041048 (2014).
- [52] F. Evers and A. D. Mirlin, *Anderson Transitions*, *Rev. Mod. Phys.* **80**, 1355 (2008).
- [53] A. Altland and M. R. Zirnbauer, *Nonstandard Symmetry Classes in Mesoscopic Normal-Superconducting Hybrid Structures*, *Phys. Rev. B* **55**, 1142 (1997).
- [54] F. J. Dyson, *A Brownianmotion Model for the Eigenvalues of a Random Matrix*, *J. Math. Phys. (N.Y.)* **3**, 1191 (1962).
- [55] A. M. M. Pruisken, *Dilute Instanton Gas as the Precursor to the Integral Quantum Hall Effect*, *Phys. Rev. B* **32**, 2636 (1985).
- [56] A. W. W. Ludwig, M. P. A. Fisher, R. Shankar, and G. Grinstein, *Integer Quantum Hall Transition: An Alternative Approach and Exact Results*, *Phys. Rev. B* **50**, 7526 (1994).
- [57] B. Huckestein, B. Kramer, and L. Schweitzer, *Characterization of the Electronic States near the Centres of the Landau Bands under Quantum Hall Conditions*, *Surf. Sci.* **263**, 125 (1992).
- [58] J. Chalker and P. Coddington, *Percolation, Quantum Tunneling and the Integer Hall Effect*, *J. Phys. C* **21**, 2665 (1988).
- [59] P. Ponte, A. Chandran, Z. Papić, and D. A. Abanin, *Periodically Driven Ergodic and Many-Body Localized Quantum Systems*, *Ann. Phys. (Amsterdam)* **353**, 196 (2015).
- [60] P. Ponte, Z. Papić, F. Huveneers, and D. A. Abanin, *Many-Body Localization in Periodically Driven Systems*, *Phys. Rev. Lett.* **114**, 140401 (2015).
- [61] A. Lazarides, A. Das, and R. Moessner, *Equilibrium States of Generic Quantum Systems Subject to Periodic Driving*, *Phys. Rev. E* **90**, 012110 (2014).
- [62] N. Regnault and R. Nandkishore, *Floquet Thermalization: Symmetries and Random Matrix Ensembles*, *Phys. Rev. B* **93**, 104203 (2016).
- [63] A. Lazarides, A. Das, and R. Moessner, *Fate of Many-Body Localization under Periodic Driving*, *Phys. Rev. Lett.* **115**, 030402 (2015).
- [64] V. Khemani, A. Lazarides, R. Moessner, and S. L. Sondhi, *On the Phase Structure of Driven Quantum Systems*, [arXiv:1508.03344](https://arxiv.org/abs/1508.03344).