

# Complex Spacing Ratios: A Signature of Dissipative Quantum Chaos

Lucas Sá<sup>1,\*</sup>, Pedro Ribeiro<sup>1,2,†</sup> and Tomaž Prosen<sup>3,‡</sup>

<sup>1</sup>*CeFEMA, Instituto Superior Técnico, Universidade de Lisboa,  
Avenida Rovisco Pais, 1049-001 Lisboa, Portugal*

<sup>2</sup>*Beijing Computational Science Research Center, Beijing 100193, China*

<sup>3</sup>*Department of Physics, Faculty of Mathematics and Physics, University of Ljubljana, Ljubljana, Slovenia*



(Received 5 November 2019; accepted 12 March 2020; published 27 April 2020)

We introduce a complex-plane generalization of the consecutive level-spacing ratio distribution used to distinguish regular from chaotic quantum spectra. Our approach features the distribution of complex-valued ratios between nearest- and next-to-nearest-neighbor spacings. We show that this quantity can successfully detect the chaotic or regular nature of complex-valued spectra, which is done in two steps. First, we show that, if eigenvalues are uncorrelated, the distribution of complex spacing ratios is flat within the unit circle, whereas random matrices show a strong angular dependence in addition to the usual level repulsion. The universal fluctuations of Gaussian unitary and Ginibre unitary universality classes in the large-matrix-size limit are shown to be well described by Wigner-like surmises for small-size matrices with eigenvalues on the circle and on the two-torus, respectively. To study the latter case, we introduce the toric unitary ensemble, characterized by a flat joint eigenvalue distribution on the two-torus. Second, we study different physical situations where non-Hermitian matrices arise: dissipative quantum systems described by a Lindbladian, nonunitary quantum dynamics described by non-Hermitian Hamiltonians, and classical stochastic processes. We show that known integrable models have a flat distribution of complex spacing ratios, whereas generic cases, expected to be chaotic, conform to random matrix theory predictions. Specifically, we are able to clearly distinguish chaotic from integrable dynamics in boundary-driven dissipative spin-chain Liouvillians and in the classical asymmetric simple exclusion process and to differentiate localized from delocalized regimes in a non-Hermitian disordered many-body system.

DOI: [10.1103/PhysRevX.10.021019](https://doi.org/10.1103/PhysRevX.10.021019)

Subject Areas: Condensed Matter Physics,  
Nonlinear Dynamics, Statistical Physics

## I. INTRODUCTION

Understanding decoherence and dissipation effects arising in open quantum mechanical systems requires dealing with nonunitary dynamics generated by non-Hermitian operators. Non-Hermitian physics has attracted much attention recently, for instance, in the study of Lindbladian dynamics of integrable [1–11] and chaotic [12–15] open quantum systems, topological phases of open systems [16–27],  $\mathcal{PT}$ -symmetric and general non-Hermitian optics [28–35], non-Hermitian many-body localization [36], non-Hermitian quantum critical phenomena [37–40], or quantum chaotic scattering [41,42]. However, a methodology to classify all of these non-Hermitian systems into different classes or

phases, in terms of their universal spectral correlations, is still lacking.

For Hermitian systems, the by-now universally accepted conjectures of Berry and Tabor [43] and of Bohigas, Giannoni, and Schmit [44] (see also Ref. [45]) assert, respectively, that classically integrable systems follow Poisson statistics of uncorrelated random variables, while systems with a chaotic semiclassical limit have statistics well described by random matrix theory (RMT). Most astonishingly, many-body systems with no classical counterpart follow a similar rule. Poisson level statistics is found for integrable or (many-body) localized systems, whereas RMT distributions are observed in generic thermalizing phases [46,47]. The power of the RMT approach relies on the fact that spectral fluctuations (measuring correlations of levels) are highly universal, depending solely on the symmetries of the system and not on the details of particular models. For instance, the three classical Gaussian ensembles (GOE, GUE, and GSE) are completely determined by time-reversal symmetry, depending on a single parameter  $\beta = 1, 2$ , or 4, the Dyson index.

\*lucas.seara.sa@tecnico.ulisboa.pt

†ribeiro.pedro@tecnico.ulisboa.pt

‡tomaz.prosen@fmf.uni-lj.si

*Published by the American Physical Society under the terms of the Creative Commons Attribution 4.0 International license. Further distribution of this work must maintain attribution to the author(s) and the published article's title, journal citation, and DOI.*

Since the early days of RMT, level-spacing distributions, i.e., the distribution of the distance,  $s = \varepsilon_{i+1} - \varepsilon_i > 0$ , between consecutive energy levels,  $\varepsilon_{i+1}$ ,  $\varepsilon_i$ , have proved to be a very useful and hence popular measure of spectral correlations in integrable and chaotic systems, i.e., a signature of quantum chaos. Indeed, for closed systems, spacings between uncorrelated levels display level clustering, while RMT statistics lead to level repulsion, with a characteristic power-law behavior of the spacing distribution,  $P(s) \propto s^\beta$  as  $s \rightarrow 0$ , in the respective universality classes. Rather remarkably, the spacing distribution in the (universal) large-matrix-size limit is very well described by that obtained for  $2 \times 2$  matrices, the Wigner surmise. Spacing distributions further allow the study of intermediate statistics, either with crossovers between Poisson and RMT statistics [48–55] or transitions between different RMT universality classes [50,56–59]. Statistics of higher-order spacings (i.e., distance between  $k$ th-nearest neighbors) have also been considered over the years [60–65].

For non-Hermitian systems, by a direct generalization [66] of the Berry-Tabor and Bohigas-Giannoni-Schmit conjectures to dissipative systems, we expect classically integrable systems and classically chaotic systems to follow Poisson and Ginibre level statistics, respectively. For random matrices from the Ginibre ensembles [i.e., matrices where all entries are independent identically distributed (IID) Gaussian random variables], one finds cubic level repulsion,  $P(s) \propto s^3$ . Interestingly, all three Ginibre ensembles (GinOE, GinUE, and GinSE) have the same cubic level repulsion [66–69], independently of the Dyson index  $\beta$ . For those ensembles, a Wigner-like surmise, in terms of modified Bessel functions, has recently been proposed in Ref. [70], in which it was also shown that noncubic level repulsion can exist in non-Hermitian ensembles with different symmetries.

In order to compare theoretical predictions of RMT with actual measured or computed level sequences, one has to eliminate the dependence of the spacing distribution on the local mean spectral density, which is nonuniversal and system dependent. This elimination is achieved by a procedure known as unfolding [68,71], in which, in the case of a real spectrum, one changes from a sequence  $E_j$  of levels to a new sequence  $e_j = \mathcal{N}(E_j)$ , where  $\mathcal{N}(x)$  is the level staircase function measuring the mean number of levels below  $x$ . At the unfolded scale, the spacing distribution has a mean unit spacing, and thus fluctuations can be uniformly compared across the spectrum. Unfolding is a nontrivial procedure since it requires an analytic expression (or accurate estimate) of the level density, which is not available, in general. Furthermore, numerical unfolding sometimes proves ambiguous and numerically unreliable. In the case of a two-dimensional—i.e., complex—spectrum, the situation is worse: The unfolding is, in principle, ambiguous; even so, one can find a minimal prescription that guarantees uniform unfolded complex level density [69].

An alternative way to overcome the local dependence on the level density is to consider ratios of consecutive spacings, which were introduced in Ref. [72]. They were extensively applied in numerical studies of many-body localization [72–81], periodically driven, interacting quantum systems [82], and quantum quenches [83,84]. In Refs. [85,86], analytic expressions for the ratio distributions were obtained, including Wigner-like surmises for  $3 \times 3$  matrices. The transition between Poisson and GOE statistics at the level of ratios [87], higher-order spacing ratios [86,88–91], and nearest-neighbor by next-to-nearest-neighbor ratios (NN-by-NNN ratios) [63] have also been considered recently.

While spacing (and spacing ratio) distributions for real spectra are well understood [68,71,92–94] and some results exist for spacings in complex spectra [66–70,95,96], two major shortcomings in the latter case remain to be addressed. On the one hand, to bypass the difficult and unreliable unfolding procedure, one is naturally led to consider ratios of spacings in the complex plane; However, this issue remains an open question. On the other hand, the existing studies on spacings in complex spectra focused solely on the distance,  $s > 0$ , between the complex eigenvalue and its nearest neighbor, neglecting the additional information contained in the angular (directional) correlations.

In this paper, we tackle both issues above by introducing complex spacing ratios, as the ratio of the distance (taken as a complex number with magnitude and direction) from a given level to its NN by the (complex) distance to the NNN; for a precise definition, see Sec. II. Two comments are in order regarding these complex spacing ratios. First, when defining ratios for real spectra, level sequences are usually assumed to be ordered. However, there is no global order in the complex plane, and hence all ratios that relied on the ordering have to be abandoned. Indeed, the only remaining spacing ratio is, then, the NN-by-NNN ratio, the modulus of which was introduced in Ref. [63] (and  $k$ th-nearest-neighbor generalizations) for studies of real spectra. Second, this new spacing ratio (and not only its modulus) can also be defined for real spectra. It does *not* coincide with *any* of the aforementioned ratios; in particular, it adds a sign to the NN-by-NNN ratio of Ref. [63]. We emphasize that, while this sign might seem a minor difference in the case of real spectra, for complex spectra, the full angular dependence constitutes, arguably, the cleanest signature of dissipative quantum chaos.

The paper is organized as follows. In Sec. II, we define the complex spacing ratio, mention some of its qualitative features, point out the differences for integrable and chaotic spectra, and state the key ideas behind our analytical results. In Sec. III, we present exact analytical distributions and small- $N$  surmises. In Sec. IV, examples of applications to different physical problems (driven spin chains, non-Hermitian many-body localization, and classical stochastic processes) are studied. We draw our conclusions in

Sec. V. A detailed derivation of the analytical results is given in three appendixes: The ratio distributions for uncorrelated random variables in  $d$  dimensions are computed in Appendix A; exact analytical distributions and small-size surmises are derived for Hermitian random matrix ensembles in Appendix B and for non-Hermitian ensembles in Appendix C.

## II. OVERVIEW AND MAIN RESULTS

Let the set  $\{\lambda_k\}_{k=1}^N$  be the spectrum of some Hermitian or non-Hermitian matrix. The levels  $\lambda_k$  may, correspondingly, be real or complex. For each  $\lambda_k$ , we find its NN (with respect to the distance in  $\mathbb{R}$  or in  $\mathbb{C}$ )  $\lambda_k^{\text{NN}}$  and its NNN  $\lambda_k^{\text{NNN}}$  and define the (in general, complex) ratio

$$z_k = \frac{\lambda_k^{\text{NN}} - \lambda_k}{\lambda_k^{\text{NNN}} - \lambda_k}. \quad (1)$$

This definition is illustrated in Fig. 1(a). We then seek the probability distribution function  $\varrho^{(N)}(z)$  of finding a spacing ratio with value  $z$ , which is defined either in the limit  $N \rightarrow \infty$  or, for a finite  $N$ , upon averaging over spectra of an ensemble of random matrices.

If the spectrum is real,  $z \equiv r$  satisfies  $-1 \leq r \leq 1$  and may not coincide with the ratio of consecutive spacings. If the spectrum is complex,  $z \equiv r e^{i\theta} \equiv x + iy$ , with  $0 \leq r \leq 1$ , and the distribution is not necessarily isotropic. We also consider the radial and angular marginal distributions,  $q(r) = \int d\theta r \varrho(r, \theta)$  and  $q(\theta) = \int dr r \varrho(r, \theta)$ , respectively.

We start by considering two paradigmatic cases: synthetic uncorrelated levels (corresponding to random diagonal matrices) and the Ginibre ensembles. By natural extensions of the Berry-Tabor and Bohigas-Giannoni-Schmit conjectures, one expects integrable systems to have the same ratio statistics as uncorrelated levels and chaotic systems to follow Ginibre statistics. Because of the independence of levels in the synthetic spectrum, the presence of a reference level does not influence its two nearest neighbors, and hence all ratios  $z$  have the same probability, which yields a flat distribution. In contrast, for random

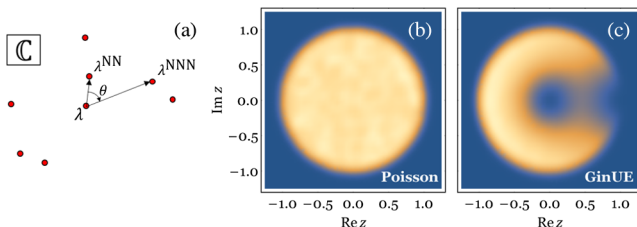


FIG. 1. (a) Sketch of the NN and NNN level spacings used to define the complex spacing ratio,  $z$ . (b,c) Density plot of  $z$  in complex plane for (b)  $10^5$  uncorrelated levels and (c) an ensemble of 100 spectra of  $N \times N$  random matrices drawn from the GinUE with  $N = 10^4$ .

matrices, we expect the usual repulsion, with two immediate consequences. First, the ratio density should vanish at the origin; second, the repulsion should spread all the neighbors of the reference level evenly around it, leading to a suppression of the ratio density for small angles.

Figure 1 shows the ratio density  $\varrho(z)$  in the complex plane for uncorrelated levels (b) and GinUE matrices (c) and confirms the expectations above. For uncorrelated levels, the ratio is indeed flat inside the unit circle, i.e.,  $\varrho_{\text{Poi}}(z) = (1/\pi)\Theta(1 - |z|)$ , with  $\Theta$  the Heaviside step function. It immediately follows that the radial and angular marginal distributions are, respectively,  $\varrho_{\text{Poi}}(\theta) = 1/(2\pi)$  and  $\varrho_{\text{Poi}}(r) = 2r$ , and thus  $\langle \cos\theta \rangle = \int d\theta \cos\theta \varrho_{\text{Poi}}(\theta) = 0$ . GinUE random matrices, on the contrary, have cubic level repulsion,  $\varrho_{\text{GinUE}}(r) \propto r^3$  as  $r \rightarrow 0$  (note that one power of  $r$  comes from the area element on the plane), and the distribution shows some anisotropy, measured, for instance, by  $\langle \cos\theta \rangle = \int d\theta \cos\theta \varrho_{\text{GinUE}}(\theta) \simeq 0.24$ .

For a real (complex) spectrum, Fig. 2 (Fig. 3) shows the distribution function of the level-spacing ratio,  $z$ , both for uncorrelated levels and for GUE (GinUE) random matrices of different sizes as well as the radial (radial and angular) marginal distributions. Contrary to the case of consecutive spacings ratios, the distribution function for small-size GUE or GinUE matrices, say, with  $N = 3$  or  $N = 4$ , does not qualitatively capture the large- $N$  asymptotics (see Figs. 2 and 3, respectively). For a complex-valued spectrum, Figs. 3(g) and 3(h) show that in the GinUE distribution for small  $N$  (dashed red line), there is an enhancement of the small angles, rather than the suppression seen at large  $N$  (yellow histogram). A similar issue arises for the case of a real spectrum shown in Fig. 2(b): For large  $N$  (yellow histogram), there is a high probability of finding negative ratios, while for small  $N$  (red and blue dashed lines), the probability of positive  $r$  is higher.

This small- $N$  peak inversion can be understood as a boundary effect. For definiteness, consider matrices drawn

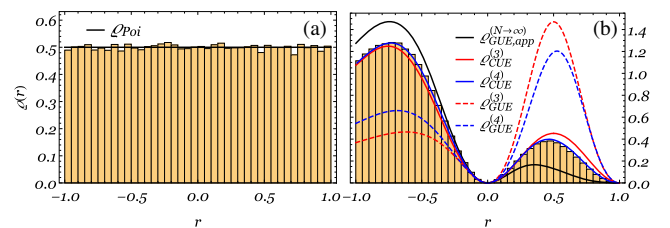


FIG. 2. Comparison of numerical results and analytic predictions for the case of a real spectrum. (a) Yellow bars: Histogram of the ratios for  $10^5$  independent levels. Black line: Exact result. (b) Yellow bars: Histogram of the ratios obtained by exact diagonalization (ED) for  $N = 10^4$  GUE matrices. Black line: Approximate GUE result for  $N \rightarrow \infty$ , given by Eq. (B14), which is valid near  $r = 0$ . Red solid (dashed) line: Exact result for  $N = 3$  CUE (GUE) given by Eq. (B17) [Eq. (B8)]. Blue solid (dashed) line: Exact result for  $N = 4$  CUE (GUE) given by Eq. (B19) [Eq. (B12)]. CUE with  $N = 3, 4$  yield good Wigner-like surmises.

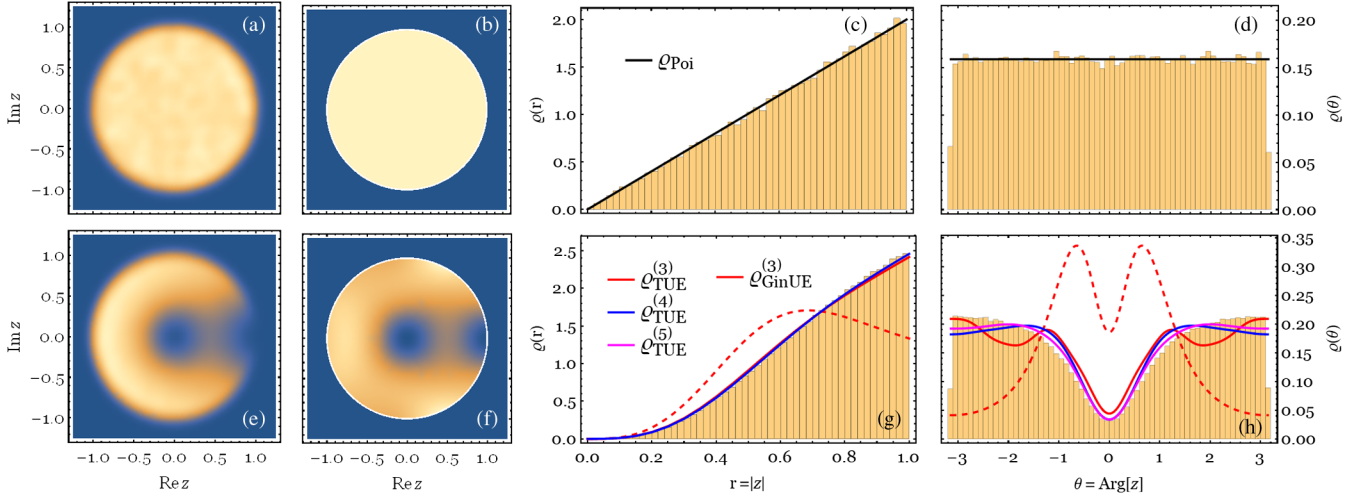


FIG. 3. Distribution of complex level-spacing ratios—numerical results and analytic predictions for independent levels (a)–(d) and GinUE-drawn matrices (e)–(h). (a) Spacing ratio density for  $10^5$  independently drawn levels. (b) Flat distribution, Eq. (4). (c,d) Histogram of  $|z|$  and  $\arg z$  (yellow bars) and theoretical prediction (black lines). (e) Spacing ratio distribution for GinUE matrices ( $N = 10^4$ ) obtained by ED. (f) Surmise for the TUE with  $N = 3$ , Eq. (7). (g,h) Histograms of  $|z|$  and  $\arg z$  obtained by ED (yellow bars). Red, blue, and magenta (solid) lines computed from Eq. (C9) for  $N = 3, 4, 5$ , respectively; dashed lines give the exact  $N = 3$  result from the GinUE, Eq. (C7), for comparison.

from a Hermitian ensemble. For  $N = 3$ , the sign of the ratios is completely fixed: The two levels at the edges must, by construction, have both neighbors on the same side and hence  $r > 0$ ; the central level has one neighbor on each side and hence  $r < 0$ ; it follows that the area below the negative- $r$  peak is  $1/3$  and the area below the positive- $r$  peak is  $2/3$  (the analytical expressions below confirm this reasoning exactly). As  $N$  increases, the edge levels, which always have positive ratios, lose importance relative to the growing number of bulk levels, which tend to have negative ratios, and peak inversion follows. The argument for non-Hermitian matrices is analogous: Bulk levels favor large angles, while boundary levels lead to small angles; at small  $N$ , boundary levels dominate, but they cannot compete in number with bulk levels at large  $N$ .

The strong  $N$  dependence thus precludes any small-size Wigner-like surmise using GinUE-drawn matrices. One of our main results is that these boundary effects can be overcome by using different ensembles with the same asymptotic large- $N$  distribution. Figure 4 sketches the main idea of our approach. For a real spectrum, we obtain a surmise using the spacing ratios of the circular unitary ensemble (CUE) [68,97], whose spectrum lies along the unit circle, therefore avoiding boundary effects. Figure 2(b) shows that the predictions of this method (solid red and blue lines) converge rapidly for increasing  $N$  and already give a very good quantitative agreement for  $N = 3$  and  $N = 4$ . The toric unitary ensemble (TUE), introduced in the next section, generalizes this idea for the case of a complex spectrum. Figures 3(g) and 3(h) show that the predictions obtained in this way for small  $N$  (solid and red lines) also qualitatively reproduce the large- $N$  results.

A second main result of our work is to verify that these distributions generalize the Berry-Tabor and Bohigas-Giannoni-Schmit conjectures to physical situations where the relevant operators have complex-valued spectra. By studying different physical models where non-Hermitian matrices arise, we show that known integrable cases have a flat distribution of complex spacing ratios, whereas generic cases, which are expected to be chaotic, conform to random matrix theory predictions. Figures 6(a)–6(e) below illustrate our findings for a spin-1/2 chain, subject to boundary driving and/or bulk dissipation, modeled by Markovian Lindblad dynamics. The flat distribution of Fig. 6(a) corresponds to a boundary-driven  $XX$  chain with bulk dephasing, which is known to have an integrable

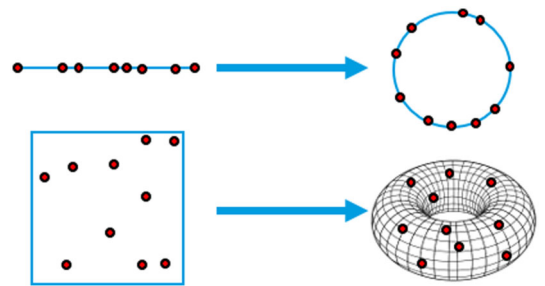


FIG. 4. Sketch of how to eliminate boundary effects that preclude small- $N$  surmises of complex spacing ratio statistics. (a) Instead of computing the ratios of the GUE, we compute those of the circular unitary ensemble. (b) Instead of computing the ratios of the GinUE, we compute those of the toric unitary ensemble (note that this representation is only schematic, as the two-torus is embedded in  $\mathbb{R}^4$ ).

Liouvilian. This case contrasts with the nonintegrable cases (b)–(e), where the distribution of complex spacing ratios is highly asymmetric and is expected to reach the GinUE distribution in the thermodynamic limit. Similar results are reported in Sec. IV B for the case of nonunitary Hamiltonian dynamics and in Sec. IV C for the spectrum of the Markov matrix describing the ASEP. These results provide solid evidence that the complex level-spacing ratio distribution can be used to distinguish chaotic from integrable dynamics of operators with complex-valued spectra.

### III. ANALYTICAL RESULTS: EXACT DISTRIBUTION FUNCTIONS AND SURMISES

In this section, we summarize our main analytical results regarding the complex spacing ratio distribution of independent levels and the small- $N$  surmises obtained for the CUE and the TUE.

For independent levels, the spacing ratios are isotropic. Therefore, the only nontrivial distribution is that of  $r = |z|$ , which can be obtained analytically for  $d$  dimensions (generalizing real,  $d = 1$ , and complex,  $d = 2$ , spectra). Furthermore, all joint-spacing distributions of more than one spacing factorize into single-spacing distributions  $\hat{P}(s)$ , and one can write the ratio distribution in terms of  $\hat{P}(s)$  only:

$$q_{\text{Poi}}(r) = \Theta(1 - r) \int_0^\infty ds \frac{s \hat{P}(s) \hat{P}(rs)}{\int_{rs}^\infty ds' \hat{P}(s')}. \quad (2)$$

At the unfolded scale, the  $d$ -dimensional single-spacing distribution  $\hat{P}(s)$  is a Brody distribution [48],

$$\hat{P}(s) = d\Gamma(1 + 1/d) s^{d-1} e^{-\Gamma(1+1/d)s^d}, \quad (3)$$

which recovers the standard exponential distribution for one-dimensional spectra. The ratio distribution in  $d$  dimensions,

$$q_{\text{Poi}}(r) = dr^{d-1} \Theta(1 - r), \quad (4)$$

then follows. After introducing a  $d$ -dimensional volume element, the ratio distribution is, indeed, flat. For more details on spacing ratios for uncorrelated random variables, and some generalizations, see Appendix A.

We now address random matrix ensembles starting with the case of real spectra. The level-spacing ratio distribution function for  $N \times N$  matrices drawn from arbitrary Hermitian ensembles,  $q^{(N)}(r)$ , can be formally written as an  $(N - 1)$ -fold integral over the joint eigenvalue distribution function [Eq. (B3)]. By specializing to the Gaussian ensembles, this quantity can be explicitly computed for small-size matrices, e.g.,  $N = 3$  [Eq. (B8)]. Other small sizes are still amenable to a brute-force evaluation of the integrals. However, we were not able to determine the

complete asymptotic large- $N$  distribution using this approach. Nonetheless, it can be employed to capture the scaling,  $q_{\text{GUE}}^{(N \rightarrow \infty)}(r) \propto r^\beta$ , in the vicinity of  $r = 0$ .

As shown in the last section, although larger values of  $N$  suppress the weight of boundary effects, the convergence towards the infinite- $N$  limit is very slow. Convergence is much faster in the case of the circular ensembles (CE), where results for small-size matrices ( $N = 3$ ,  $N = 4$ ) from the CE already capture most of the features of the large- $N$  asymptotics. Since for  $N \rightarrow \infty$ , CE and GE have the same level-spacing ratio statistics, we can use CE small-size matrices as surmises for the GE large- $N$  distribution. As for GE, for CE the level-spacing ratio distribution function for  $N \times N$  matrices can be formally obtained in the form of an  $(N - 1)$ -fold integral. For  $N = 3$ , the ratio distribution reads

$$q_{\text{CUE}}^{(3)}(r) \propto \Theta(1 - r^2) \int_{-\pi}^{\pi} dv |v| (1 - \cos v) \times (1 - \cos rv)(1 - \cos(r - 1)v), \quad (5)$$

which is evaluated in Eq. (B17), yielding a ratio of polynomials of  $r$ , whose explicit form is given in the Supplemental Material [98]. A similar expression was also obtained for  $N = 4$  [Eq. (B19)]. For further details on Hermitian ensembles, we refer the reader to Appendix B.

Finally, we turn to non-Hermitian ensembles, considering, for simplicity, only the case  $\beta = 2$ . The general expression of the ratio distribution, for an arbitrary ensemble, is a  $2(N - 1)$ -fold real integral over the ensemble's joint eigenvalue distribution [Eq. (C4)]. For the GinUE, the distribution for  $N = 3$  can be computed explicitly [Eq. (C7)], but, again, it does not correctly describe the large- $N$  asymptotics. The leading-order expansion in powers of  $r$  yields  $q^{(N)}(r) \propto r^3$ , but it is valid only around  $r = 0$ .

In order to eliminate boundary effects from a complex spectrum, we consider the two-dimensional analogue of the circular ensemble. This novel ensemble has eigenvalues equally distributed on the two-dimensional (Clifford) torus,  $\mathbb{T}^2 = \mathbb{S}^1 \times \mathbb{S}^1 \subset \mathbb{S}^3 \subset \mathbb{R}^4$ , which can be parametrized by two angles,  $\vartheta \in (-\pi, \pi]$ ,  $\varphi \in (-\pi, \pi]$ . In analogy with the CUE, we dubbed it the TUE. Therefore,  $P_{\text{TUE}}^{(N)}$  is flat on the torus. It follows that  $P_{\text{TUE}}^{(N)}$  is fully determined by the Vandermonde interaction on the torus, and it reads

$$P_{\text{TUE}}^{(N)}(\vartheta_1, \dots, \vartheta_N; \varphi_1, \dots, \varphi_N) \propto \prod_{j < k} [2 - \cos(\vartheta_j - \vartheta_k) - \cos(\varphi_j - \varphi_k)]. \quad (6)$$

Setting  $N = 3$ , we compute a Wigner-like surmise for the complex spacing ratio distribution for non-Hermitian random matrices,

$$\begin{aligned} \varrho_{\text{TUE}}^{(3)}(x, y) &\propto \int_{-\pi}^{\pi} ds dt (s^2 + t^2)^2 [2 - \cos s - \cos t] \\ &\times [2 - \cos(sx - ty) - \cos(tx + sy)] \\ &\times [2 - \cos(s(x-1) - ty) - \cos(t(x-1) + sy)]. \end{aligned} \quad (7)$$

The integral of Eq. (7) and its generalizations for  $N = 4, 5, \dots$  [see Eq. (C9)] can be numerically integrated and provide our surmises for the large- $N$  asymptotics of the GinUE universality class. Figures 3(e)–3(h) show that the convergence of the radial marginal distribution is similar to that of the real case: Both  $N = 3$  and  $N = 4$  provide good approximations, the latter being already almost indistinguishable from large- $N$  exact diagonalization data. The angular marginal distribution has a much slower convergence, especially near  $\theta = \pm\pi$ . Although the qualitative features are already captured for  $N = 3$ , quantitatively, one can still distinguish the discrepancies even for  $N = 5$  in Fig. 3(h), although the agreement does improve as  $N$  increases. For further details on non-Hermitian ensembles, see Appendix C.

#### IV. PHYSICAL APPLICATIONS

We now determine the complex spacing ratio distribution of several different numerical examples of current interest. In Sec. IV A, we consider the Lindbladian description of boundary-driven dissipative spin chains; in Sec. IV B, we address a non-Hermitian Hamiltonian modeling many-body localization; in Sec. IV C, we study a classical stochastic process.

##### A. Boundary-driven dissipative spin chains

A simple way of modeling open quantum systems is by employing a master equation approach to describe the dynamics of the system's reduced density matrix. When the environment is Markovian, this procedure substantially simplifies, and the master equation acquires the Lindblad form

$$\begin{aligned} \frac{d}{dt}\rho(t) &= \mathcal{L}\rho(t) \\ &\equiv -i[H, \rho(t)] + \sum_{\mu=1}^D \left( W_{\mu}\rho(t)W_{\mu}^{\dagger} - \frac{1}{2}\{W_{\mu}^{\dagger}W_{\mu}, \rho(t)\} \right), \end{aligned} \quad (8)$$

where  $H$  is the Hamiltonian and  $W_{\mu}$ , with  $\mu = 1, \dots, D$ , are called jump operators, modeling the system-environment interaction.

Here, we study the spectrum of a family of non-Hermitian operators  $\mathcal{L}$  for a well-studied physical setup of a chain of spins 1/2. In the middle of the chain, the magnetization along  $z$  is conserved, and the net role of the environment is to dephase the system, i.e., decrease off-diagonal amplitudes of the density matrix when written in the  $z$  basis. At the two ends of the chain, the spin magnetization can be injected or extracted at fixed rates. This model had been extensively used for studying non-equilibrium spin transport [5,8,99].

##### 1. Model

We consider a chain of  $N$  spins 1/2 evolving in time by the action of a Lindblad-Liouvillian operator, given by Eq. (8) and schematically represented in Fig. 5(a). Note that  $H$  belongs to a family of next-to-nearest-neighbor Heisenberg  $XXZ$  Hamiltonians,

$$\begin{aligned} H &= J \sum_{\ell=1}^{N-1} (\sigma_{\ell}^x \sigma_{\ell+1}^x + \sigma_{\ell}^y \sigma_{\ell+1}^y + \Delta \sigma_{\ell}^z \sigma_{\ell+1}^z) \\ &+ J' \sum_{\ell=1}^{N-2} (\sigma_{\ell}^x \sigma_{\ell+2}^x + \sigma_{\ell}^y \sigma_{\ell+2}^y + \Delta' \sigma_{\ell}^z \sigma_{\ell+2}^z), \end{aligned} \quad (9)$$

with  $\sigma_{\ell}^{\alpha}$  the Pauli operators,  $\alpha \in \{x, y, z\}$  and  $\ell \in \{1, 2, \dots, N\}$ , and  $J$  ( $J'$ ) the nearest- (next-to-nearest-) neighbor exchange coupling and  $z$ -axis anisotropy  $\Delta$  ( $\Delta'$ ). To model bulk dephasing and spin injection, we consider

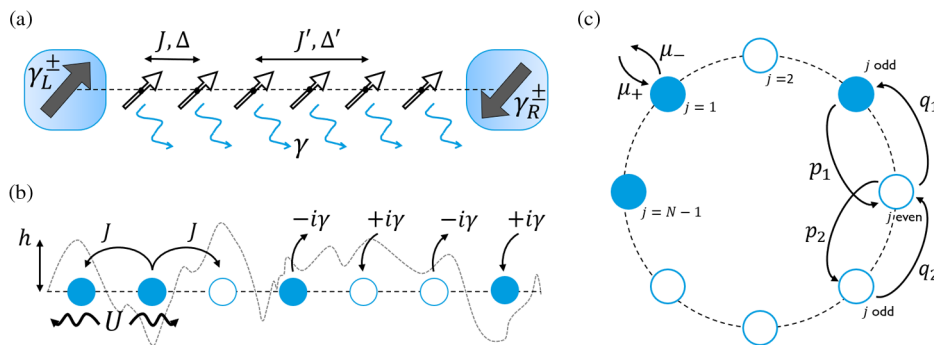


FIG. 5. Sketch of the three models studied: (a) A boundary-driven dissipative spin chain, Sec. IV A; (b) a non-Hermitian disordered many-body system, Sec. IV B; (c) a classical simple exclusion process, Sec. IV C.

two types of incoherent jump processes (in total,  $D = N + 4$  of them):

- (i) bulk dephasing of all spins,

$$W_\ell = \sqrt{\gamma} \sigma_\ell^z, \quad \ell \in \{1, \dots, N\}; \quad (10)$$

- (ii) amplitude damping (spin polarization) processes at the boundaries,

$$\begin{aligned} W_{N+1} &= \sqrt{\gamma_L^+} \sigma_1^+, & W_{N+2} &= \sqrt{\gamma_L^-} \sigma_1^-, \\ W_{N+3} &= \sqrt{\gamma_R^+} \sigma_N^+, & W_{N+4} &= \sqrt{\gamma_R^-} \sigma_N^-. \end{aligned} \quad (11)$$

Here,  $\gamma$  controls the dephasing rate, and  $\gamma_{L/R}^\pm$  controls the spin injection (+) and extraction (−) at the left (L) or right (R) ends of the chain. Thus, the model is characterized by the nine parameters  $J, J', \Delta, \Delta', \gamma, \gamma_{L,R}^\pm$ , which allows us to tune its integrability or chaoticity.

The Hilbert space is spanned by the states  $|s_1, \dots, s_N\rangle$ , with  $s_\ell = \pm 1$ . The space of density matrices—the Liouville space,  $\mathcal{K}$ —in which  $\mathcal{L}$  acts is spanned by  $\|s_1, \dots, s_N; s'_1, \dots, s'_N\rangle\rangle = |s_1, \dots, s_N\rangle \otimes \langle s'_1, \dots, s'_N|^\top$ . Using this notation, we formulate the spectral problem for the Liouvillian superoperator  $\mathcal{L}$  in terms of a  $4^N \times 4^N$  matrix representation acting on a  $4^N$ -dimensional density operators  $\rho \in \mathcal{K}$ ,

$$\begin{aligned} \mathcal{L} = & -i \left\{ \left( H - \frac{i}{2} \sum_{\mu=1}^r W_\mu^\dagger W_\mu \right) \otimes \mathbb{1} \right. \\ & \left. - \mathbb{1} \otimes \left( H + \frac{i}{2} \sum_{\mu=1}^r W_\mu^\dagger W_\mu \right)^\top \right\} + \sum_{\mu=1}^D W_\mu \otimes W_\mu^*. \end{aligned} \quad (12)$$

The superoperator  $\mathcal{S}^z = S^z \otimes \mathbb{1} - \mathbb{1} \otimes S^{z^\top}$ , with  $S^z = \sum_{\ell=1}^N \sigma_\ell^z$  the total  $z$ -axis magnetization, commutes with the Liouvillian  $[\mathcal{L}, \mathcal{S}^z] = 0$  [99]. This result implies that  $\mathcal{K}$  splits into sectors,  $\mathcal{K}_M$ , of conserved quantum number  $M$ , each spanned by  $\binom{2N}{M}$  states  $\|s_1, \dots, s_N; s'_1, \dots, s'_N\rangle\rangle$ , with  $\sum_{\ell} (s_\ell - s'_\ell) = N - M$ . The tensor-product representation of the Liouvillian block-diagonalizes into  $2N + 1$  sectors  $\mathcal{L}_M$ ,  $\mathcal{L} = \bigoplus_{M=0}^{2N} \mathcal{L}_M$ , with each block a  $\binom{2N}{M} \times \binom{2N}{M}$  matrix. The symmetric sector  $M = N$  contains all states with vanishing magnetization, including the steady state.

Note that, for  $M \neq N$ , each complex conjugate pair of eigenvalues of the Liouvillian is divided across two sectors of symmetric magnetization; i.e., if sector  $M$  contains the eigenvalue  $\Lambda$ , then sector  $|2N - M|$  contains the eigenvalue  $\Lambda^*$ . The different sectors  $M$  must be analyzed separately because spectra corresponding to different conserved quantum numbers form independent level sequences that superimpose without interacting [71].

## 2. Numerical results

Numerical results were obtained by exactly diagonalizing the matrix representation of  $\mathcal{L}$ , Eq. (12), for different chain length  $N$  and in specific sectors  $M$ . The largest system we diagonalized was  $N = 10$  spins in the sector with magnetization  $M = 7$ , which corresponds to a  $77520 \times 77520$  matrix. The following four cases of parameters were studied:

- (i) (Deph) Boundary-driven XX chain with bulk dephasing. The numerical parameters are chosen as  $J = 1, J' = \Delta = \Delta' = 0, \gamma = 1, \gamma_L^+ = 0.5, \gamma_L^- = 1.2, \gamma_R^+ = 1, \gamma_R^- = 0.8$ . This model can be mapped onto the Fermi-Hubbard model with imaginary interaction  $U = i\gamma$  [5] and hence is Bethe-ansatz integrable.
- (ii) (A) Isotropic Heisenberg (XXX) chain with pure-source or pure-sink driving and no dephasing. Numerical parameters are chosen as  $J = \Delta = 1, J' = \Delta' = 0, \gamma = \gamma_L^- = \gamma_R^+ = 0, \gamma_L^+ = 0.6, \gamma_R^- = 1.4$ . The steady state of this model is known to be integrable [8], but the bulk of the spectrum is likely not integrable.
- (iii) (B) XXX chain with arbitrary boundary driving and no dephasing. Numerical parameters are chosen as  $J = \Delta = 1, J' = \Delta' = 0, \gamma = 0, \gamma_L^+ = 0.5, \gamma_L^- = 0.3, \gamma_R^+ = 0.3, \gamma_R^- = 0.9$ . The bulk Hamiltonian of this model is integrable, but, by adding a generic boundary driving, not even the steady state is expected to be exactly solvable.
- (iv) (C) XXZ chain with next-to-nearest-neighbor interactions, arbitrary boundary driving, and no dephasing. Numerical parameters chosen as  $J = J' = 1, \Delta = 0.5, \Delta' = 1.5, \gamma = 0, \gamma_L^+ = 0.5, \gamma_L^- = 0.3, \gamma_R^+ = 0.3, \gamma_R^- = 0.9$ . For this model, not even the bulk Hamiltonian is integrable.

Additionally, we consider a fifth model for comparison:

- (i) (RL) Random Liouvillian [12] at strong dissipation. Numerical parameters (adopting the notation of Ref. [12]) are chosen as  $N = 80, \beta = 2, r = 2, g = 100$ .

We apply the procedure described at the beginning of Sec. II to compute the distribution of the complex spacing ratios for the five models depicted in Fig. 6. There is a striking difference between the integrable model (Deph) and the others, which are expected to be chaotic. The dephasing-XX model, Fig. 6(a), displays a distribution similar to that of uncorrelated levels. Models B, C, and RL [Figs. 6(c), 6(d), and 6(e), respectively] clearly conform to RMT statistics. Model A [Fig. 6(b)], on the other hand, shows an intermediate behavior between Poisson and RMT statistics, both in terms of radial level repulsion and of anisotropy of the angular distribution. This behavior could arise either from actual intermediate statistics of the spectrum or from finite-size effects. On the contrary, model C already displays the universal large- $N$  behavior, with no

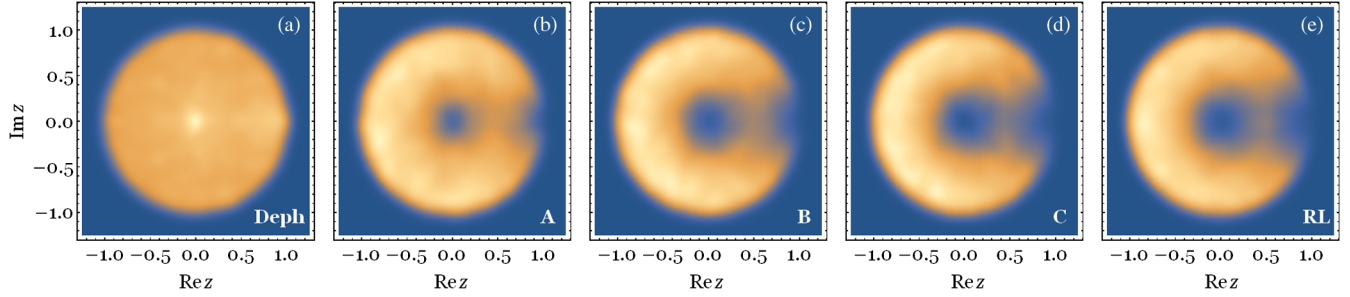


FIG. 6. Complex spacing ratio density for different Liouvillian spectra. (a) Deph-boundary-driven  $XX$  chain with bulk dephasing; (b) A- $XXX$  chain with pure-source/pure-sink driving; (c) B- $XXX$  chain with arbitrary polarizing boundary driving; (d) C- $XXZ$  chain with nearest-neighbor and next-to-nearest-neighbor interactions; (e) RL-random Liouvillian [12] at strong dissipation. Spin-chain Liouvillians are diagonalized for  $N = 10$ ,  $M = 7$ .

noticeable finite-size effects. These results indicate that complex spacing ratios indeed offer a clean and simple signature of quantum chaos in Markovian setups.

### 3. Single-number signatures

Next, we try to capture the main features of the distribution of complex spacing ratios through a reduced set of numbers, which we call single-number signatures. A popular single-number signature, used for the ratio of undirected spacings, is the degree of level repulsion  $\alpha$ , i.e., the exponent describing the power-law behavior of the radial marginal distribution,  $\varrho(r) \propto r^\alpha$ , as  $r \rightarrow 0$  or, equivalently,  $\alpha = \lim_{r \rightarrow 0} \log \varrho(r) / \log r$ . For Hermitian random matrices, it is given by the Dyson index,  $\alpha = \beta$ ; for non-Hermitian random matrices from the universality class of either GinOE, GinUE, or GinSE, it is  $\alpha = 3$ ; for real independent random variables, it is  $\alpha = 0$ ; and for complex uncorrelated random variables, it is  $\alpha = 1$ . Although the degrees of repulsion  $\alpha$  just stated can be easily checked against the numerical spectra and the above predictions confirmed, an actual computation of  $\alpha$  for a given spectrum introduces a large relative error. An alternative measure of the radial distribution is given by its moments, for instance, the mean  $\langle r \rangle$ . For independent random variables, we can compute exactly  $\langle r \rangle = 2/3$ , while for GinUE matrices, we numerically find  $\langle r \rangle \approx 0.74$ . To measure the anisotropy of the angular marginal distribution, we consider  $\langle \cos \theta \rangle$ , which is zero for a flat distribution and positive (negative) when small angles are enhanced (suppressed), in particular,  $\langle \cos \theta \rangle \approx -0.24$  for large- $N$  GinUE matrices.

We give the values of  $\langle \cos \theta \rangle$  and  $\langle r \rangle$  for the five Liouvillians in Table I (the spin-chain Liouvillian values are for  $N = 10$ ,  $M = 7$ ). From the radial measure  $\langle r \rangle$ , it is difficult to discern the integrability or chaoticity of the different models. Indeed, the values for all four models A, B, C, RL are within 3% of each other. On the contrary, as anticipated in Sec. II, the angular distribution offers a more sensitive signature. From the value of  $\langle \cos \theta \rangle$ , the dephasing- $XX$  model clearly supports Poisson statistics, and models C and RL are very close to RMT statistics. Model B, which also seemed very close to RMT statistics from Fig. 6 and from the value of  $\langle r \rangle$  here, shows a more significant deviation. Finally, model A has a value of  $\langle \cos \theta \rangle$ , almost exactly halfway between uncorrelated levels and RMT statistics, attesting to its intermediate behavior, at least for the sector dimensions considered.

### 4. Finite-size scaling

We now provide a finite-size analysis of the dephasing- $XX$  model—which conforms to Poisson level statistics—model A—with intermediate statistics—and model C—with RMT statistics.

*Dephasing- $XX$  model.*—We consider single-number signatures  $\langle \cos \theta \rangle$  and  $\langle r \rangle$  as a function of sector dimension in Fig. 7. Both signatures clearly tend to the expected value for uncorrelated random variables (dashed line) as  $k_{NM}$  increases. There is also a visible difference between sectors with even or odd  $M$ , with sectors of even  $M$  tending faster to the large-dimension universal limit. This aspect is also visible in Fig. 7(d).

TABLE I. Single-number signatures of integrability or chaos for different Liouvillians: models Deph, A, B, C, and RL. They are compared with exact analytical results for uncorrelated random variables (labeled Poisson), numerical exact diagonalization of  $(10^4 \times 10^4)$  random GinUE matrices, and TUE surmise estimates for  $N = 3, 4, 5$  (subscripts denote matrix size) computed from Eq. (C9). The convergence of  $\langle \cos \theta \rangle$  computed from the TUE surmises is much slower than that of  $\langle r \rangle$ , as noted in the text.

	Poisson	Deph	A	B	C	RL	GinUE <sub>10<sup>4</sup></sub>	TUE <sub>3</sub>	TUE <sub>4</sub>	TUE <sub>5</sub>
$-\langle \cos \theta \rangle$	0	-0.0305(26)	0.1293(24)	0.1890(23)	0.2349(7)	0.2287(20)	0.24051(61)	0.15322(1)	0.1695(4)	0.1938(86)
$\langle r \rangle$	2/3	0.6537(9)	0.7122(7)	0.7292(7)	0.7368(7)	0.7373(6)	0.73810(18)	0.73193(1)	0.73491(5)	0.7315(50)



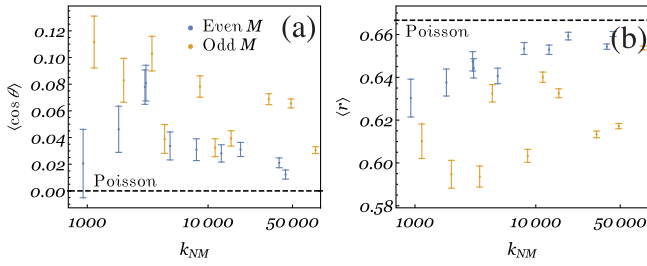


FIG. 7. Finite-size effects on the complex spacing ratios of a spin-chain Liouvillian of the dephasing-XX model, for different chain lengths  $N$  and spin sectors  $M$ , the sector dimension being  $k_{NM} = \binom{2N}{M}$ . (a) Average value of  $\cos \theta$ ; (b) average value of  $r$ . The upper (lower) dashed line corresponds to the GinUE (Poisson) limit.

*Model A.*—We observe that (i) there is a smaller degree of level repulsion here than for fully chaotic systems (which does not increase substantially when  $k_{NM}$  grows by nearly 2 orders of magnitude) and (ii) some anisotropy is developing as  $k_{NM}$  increases. In Fig. 8, we plot the two single-number signatures  $\langle \cos \theta \rangle$  and  $\langle r \rangle$ . While the anisotropy indeed grows (slowly) with  $k_{NM}$ , the average of the radial marginal distribution is approximately flat. No difference between even  $M$  and odd  $M$  is visible in this case. Contrary to the dephasing-XX model above, for which the  $N = 10$ ,  $M = 7$  sector is already very close to the limiting Poisson statistics, the convergence of model A towards either Poisson or GinUE statistics is much slower. From these results, it is, therefore, inconclusive whether the model is tending very slowly to RMT statistics [as favored by Fig. 8(a)] or if it follows some type of intermediate statistics. Considerably larger sector dimensions are, unfortunately, out of reach of current computational capabilities.

*Model C.*—Finally, we consider a chaotic Liouvillian, model C. Here, the universal limit of RMT statistics is quickly attained. Figure 8 depicts the two single-number signatures  $\langle \cos \theta \rangle$  and  $\langle r \rangle$  and confirms the fast convergence. For the largest sectors diagonalized, the results are

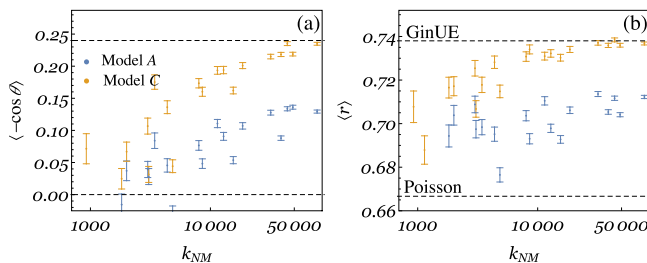


FIG. 8. Finite-size effects on the complex spacing ratios of spin-chain Liouvillians of model A (blue) and model C (orange). We consider different chain lengths  $N$  and spin sectors  $M$ , the sector dimension being  $k_{NM} = \binom{2N}{M}$ . (a) Average value of  $\cos \theta$ ; (b) average value of  $r$ . The upper (lower) dashed line corresponds to the GinUE (Poisson) limit.

already compatible, within their statistical errors, with the infinite-size limit.

## B. Disordered open system and detection of many-body localized regime

After a quench, local observables of chaotic systems thermalize to values that can be predicted by a thermodynamic ensemble average [100]. However, in the presence of sufficiently strong disorder for a given system size [101], isolated quantum systems, even interacting ones, may fail to thermalize—a phenomenon dubbed many-body localization (MBL) [47,103]. Spectral properties in the many-body localized regime resemble those of integrable models. In fact, some proposals to model MBL rely on approximate locally conserved quantities [104]. Recently, numerical observation of the MBL regime has also been reported for non-Hermitian Hamiltonians [36]. Moreover, within the delocalized (ergodic) regime, we show that the complex spacing ratio distribution is able to distinguish between GinUE statistics and those of another symmetry class,  $\text{AI}^\dagger$  [25,70]. This result firmly supports the claim of Ref. [36] that the model considered therein belongs to this symmetry (universality) class.

### 1. Model

We consider the model of Ref. [70] consisting of hard-core bosons on a one-dimensional lattice with  $N$  sites and periodic boundary conditions. Non-Hermiticity arises due to alternating on-site gain/loss terms. The (non-Hermitian) Hamiltonian reads

$$H = \sum_{j=1}^N [-J(b_{j+1}^\dagger b_j + b_j^\dagger b_{j+1}) + U n_j n_{j+1} + (h_j + i(-1)^j \gamma) n_j], \quad (13)$$

where  $b_j^\dagger$  ( $b_j$ ) is the creation (annihilation) operator of a hard-core boson at site  $j$ ,  $n_j = b_j^\dagger b_j$  is the particle-number operator,  $J$  is the hopping strength,  $U$  gives short-range repulsion,  $\gamma$  measures the non-Hermiticity, and the local disorder  $h_j$  is uniformly distributed in  $[-h, h]$ . The Hamiltonian conserves particle number; hence we divide the Hilbert space into sectors of fixed particle number  $D$ . We decompose  $H = \bigoplus_{D=0}^N H_D$ , where each  $H_D$  is a  $\binom{N}{D} \times \binom{N}{D}$  matrix.

### 2. Numerical results

Following Ref. [36], we set  $J = 1$ ,  $U = 2$ ,  $\gamma = 0.1$  (weak non-Hermiticity) and consider  $h = 2$  (corresponding to delocalized regime) and  $h = 10$  (localized regime) separately. Again, numerical results were obtained by exact diagonalization of the Hamiltonian of Eq. (13) in sectors of definite particle number  $D$ . We considered different filling

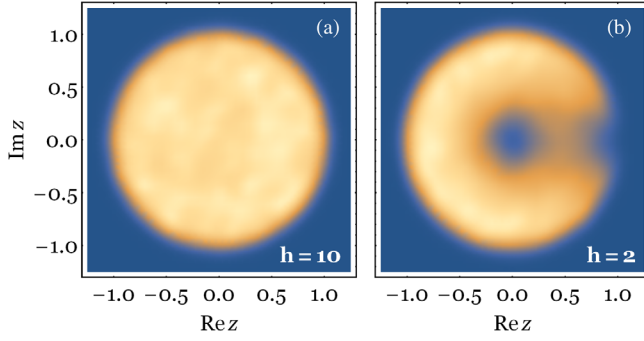


FIG. 9. Complex spacing density for the non-Hermitian Hamiltonian of Eq. (13), in the (a) localized and (b) delocalized regime, for  $N = 18$ ,  $D = 9$ .

fractions  $\nu = D/N$ ,  $\nu = 1/2, 1/3, 1/5$  and system sizes  $N$ . We performed disorder averaging, obtaining at least  $10^5$  eigenvalues for each combination of  $N$ ,  $D$ . The largest system diagonalized was for  $N = 25$ ,  $D = 5$ , which corresponds to  $53\,130 \times 53\,130$  matrices.

Applying the numerical procedure described at the start of Sec. II, we computed the distribution of the complex spacing ratios for the localized and delocalized regimes; see Fig. 9. For the system sizes considered there ( $N = 18$ ,  $D = 9$ ), the localized regime, Fig. 9(a), supports Poisson statistics (flat distribution), while the delocalized regime, Fig. 9(b), conforms to RMT statistics. These considerations are put on more quantitative grounds by considering single-number signatures for both regimes; see Fig. 10, where we plot the values of  $\langle \cos \theta \rangle$  and  $\langle r \rangle$  for different system sizes and sectors.

While in the localized regime ( $h = 10$ ) the finite-size scaling is consistent with a statistical signature of uncorrelated levels, the delocalized regime, even if clearly non-Poissonian, does not conform to GinUE statistics. Instead, it attains the values labeled by  $\text{AI}^\dagger$ , obtained by sampling random matrices from the  $\text{AI}^\dagger$  symmetry class [25,70].

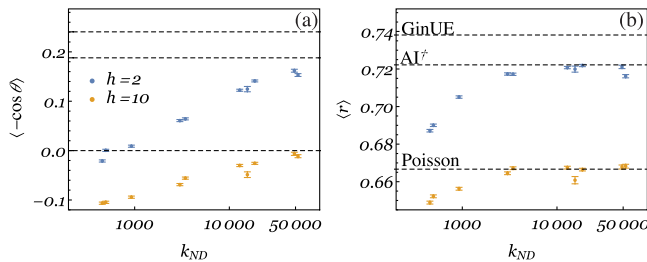


FIG. 10. Finite-size effects on the complex spacing ratios of the non-Hermitian Hamiltonian of Eq. (13), in the delocalized (blue) and localized (orange) regimes. We consider different chain lengths  $N$  and particle-number sectors  $D$ , the sector dimension being  $k_{ND} = \binom{N}{D}$ . (a) Average value of  $\langle \cos \theta \rangle$ ; (b) average value of  $r$ . The upper, middle, and lower dashed lines correspond to the large- $N$  GinUE,  $\text{AI}^\dagger$ , and Poisson limits, respectively.

These findings show that complex spacing ratios are not only effective in discriminating between localized and delocalized phases, but they can also be used to distinguish between random matrix ensembles with different symmetries.

### C. Classical stochastic process

Classical stochastic processes are widely used to model physical, chemical, and biological systems. The solution for a classical stochastic process is obtained by specifying the continuous-time evolution of a probability vector of the system,  $\mathbf{P}$ , governed by a Markov matrix  $M$ :  $\partial_t \mathbf{P}(t) = M\mathbf{P}(t)$ , i.e.,  $\mathbf{P}(t) = \exp\{Mt\}\mathbf{P}(t=0)$ . By conservation of probability, the columns of the Markov matrix must add up to zero. It then follows that the diagonal elements of  $M$  are fully determined by the off-diagonal elements, and we can write  $M_{jk} = A_{jk} - \delta_{jk} \sum_m A_{mk}$ , with  $\delta_{jk}$  the Kronecker delta and  $A_{jj} = 0$ . Among the most-studied classical stochastic processes are asymmetric simple exclusion processes (ASEP), used to study transport of interacting particles in one dimension. In the following, we analyze the complex-valued spectrum of the matrix  $M$  for integrable and nonintegrable ASEP using the complex spacing ratio distribution. We show that while the first case follows Poisson statistics of uncorrelated levels; the second conforms to RMT predictions.

#### 1. Model

Consider a set of hard-core classical particles on an  $N$ -site ring with nearest-neighbor hoppings. The hard-core condition reduces the dimension of configuration space to  $2^N$ . Within each time interval  $dt$ , any particle can hop from site  $j$  to site  $j+1$  with probability  $p dt$  and from site  $j$  to site  $j-1$  with probability  $q dt$ . When  $p \neq q$ , this case defines the ASEP [105–108]. To break integrability, we further consider a staggering of the hopping probabilities by requiring that the probability of hopping from odd to even sites ( $p_1 dt$  if hopping clockwise) is different from that of hopping from even to odd sites ( $p_2 dt$ ), and similarly from anticlockwise jumps, with probabilities  $q_1 dt$  and  $q_2 dt$ , respectively. Finally, we admit the possibility of particles entering or leaving the system at site  $j=1$ , with probabilities  $\mu_+ dt$  and  $\mu_- dt$ , in each time interval. Assuming  $N$  to be even, the matrix  $A$  for this process is given by

$$A = \sum_{j=1}^{N/2} [p_1 \sigma_{2j-1}^- \sigma_{2j}^+ + p_2 \sigma_{2j}^- \sigma_{2j+1}^+ + q_1 \sigma_{2j-1}^+ \sigma_{2j}^- + q_2 \sigma_{2j}^+ \sigma_{2j+1}^-] + \mu_+ \sigma_1^+ + \mu_- \sigma_1^- \quad (14)$$

#### 2. Numerical results

We numerically diagonalized the Markov matrix  $M$ , described in the preceding section, for a ring with  $N = 16$

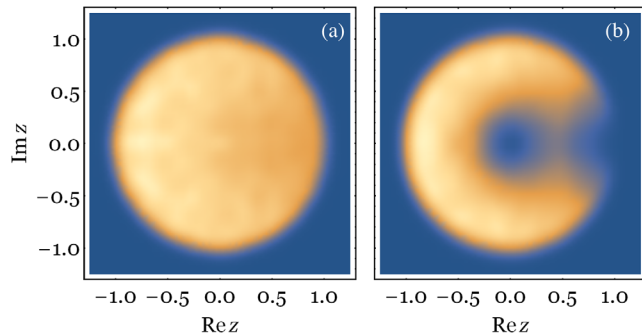


FIG. 11. Complex spacing density for the Markov matrix describing the ASEP, with (a) nonstaggered and (b) staggered hopping probabilities, for  $N = 16$ .

sites ( $M$  is  $65\,536 \times 65\,536$ ). For simplicity, we considered a totally asymmetric exclusion process (TASEP,  $q_1 = q_2 = 0$ ), fixed  $p_2 = 1$ , and set  $\mu_+ = \mu_- = 0.5$ . Since  $\mu_+, \mu_- \neq 0$ , particle conservation is broken, and hence, we do not restrict  $M$  to sectors of fixed particle number. We then considered two cases: nonstaggered hopping,  $p_1 = p_2 = 1$ , for which the model is known to be integrable [105]; and staggered hopping,  $p_1 = 0.2 \neq p_2$ , which we expect to break integrability. This expectation is confirmed by the distribution of complex spacing ratios (see Fig. 11). The complex spacing ratio distribution for nonstaggered hopping [Fig. 11(a)] is approximately flat (the inhomogeneity can, as before, be related to finite-size effects). The distribution for staggered hopping [Fig. 11(b)] clearly presents level repulsion and suppression at small angles, with  $\langle -\cos\theta \rangle = 0.2356(24)$  and  $\langle r \rangle = 0.7382(7)$ . Both effects are compatible with the Ginibre universality class [recall that, for  $10^4 \times 10^4$  matrices from the GinUE, we found  $\langle -\cos\theta \rangle = 0.24051(61)$  and  $\langle r \rangle = 0.73810(18)$ ]. These results show that the complex spacing ratio distribution is also capable of discriminating between integrable and nonintegrable classical stochastic processes.

## V. CONCLUSIONS AND OUTLOOK

We introduced complex spacing ratios to analyze universal spectral features of non-Hermitian systems (integrable and chaotic). We found that angular correlations between levels in dissipative systems provide a clean signature of quantum chaos: Uncorrelated random variables, which describe integrable systems, have a flat, and hence isotropic, ratio distribution in the complex plane, while for RMT ensembles from the Ginibre universality class, there is a suppression of small angles in the large- $N$  limit. We also reencountered the familiar cubic level repulsion in the latter case.

Our results show that complex spacing ratios allow us to clearly distinguish (known or conjectured) integrable systems from chaotic ones. Compelling numerical evidence for this claim has been given by a finite-size analysis of

boundary-driven spin-chain Liouvillians and classical stochastic processes. Complex spacing ratios can also differentiate the many-body-localized regime from the delocalized regime in the non-Hermitian disordered many-body systems. Furthermore, in the delocalized phase, single number signatures,  $\langle -\cos\theta \rangle$  and  $\langle r \rangle$ , can also discriminate between Hamiltonians in different symmetry classes.

We provided surmises of the large- $N$  complex spacing ratio distribution for GUE and GinUE ensembles. These surmises were obtained for small matrices, with  $N = 3, 4$ , using the CUE and its two-dimensional generalization—the toric unitary ensemble—which overcome the large finite-size effects observed for small-size GUE and GinUE matrices. Even so, the angular marginal distribution was found to have a somewhat slow convergence towards the  $N \rightarrow \infty$  limit.

Because of their ability to unambiguously discriminate between regular and chaotic dynamics, without the need for unfolding, we expect complex spacing ratios to play an important role in future studies of dissipative quantum chaos and classical stochastic processes. Specifically, complex spacing ratio statistics can be used as a clean and simple empirical detector of integrability, as well as an order parameter characterizing ergodicity-breaking transitions in non-Hermitian systems.

An interesting open question is whether complex spacing ratios can be used to discriminate between symmetry classes other than the Ginibre and  $\text{AI}^\dagger$ , for instance, those introduced recently in Ref. [70].

Finally, the toric unitary ensemble introduced in Sec. II, modeling the Coulomb gas on the Clifford torus, also warrants further study. Besides analyzing the properties of random matrix realizations of this novel ensemble, it would be interesting to encounter physical systems for which the TUE arises naturally.

## ACKNOWLEDGMENTS

L. S. acknowledges support by FCT through Grant No. SFRH/BD/147477/2019. P. R. acknowledges support by FCT through the Investigador FCT Contract No. IF/00347/2014 and Grant No. UID/CTM/04540/2019. T. P. acknowledges support from ERC Advanced Grant No. 694544-OMNES and ARRS research program P1-0402.

## APPENDIX A: UNCORRELATED RANDOM VARIABLES

Taking isotropy as a starting point, i.e., assuming that the distribution of complex spacing ratios only depends on the absolute value of the ratio  $r$ , we now show that it is, indeed, flat for uncorrelated random variables (the Poisson spectrum). The independence of the levels simplifies the problem enough so that we are also able to exactly compute

the more general ratio  $r_{mk}$  of the distance to the  $m$ th-nearest neighbor ( $m$ NN) by the distance to the  $k$ th-nearest neighbor ( $k$ NN) (which reduces to the ratio discussed in the main text when  $m = 1, k = 2$ ). We do all calculations for spectral points (levels) represented by vectors in  $d$ -dimensional Euclidean space. Real, complex, and quaternionic spectra correspond to  $d = 1, 2, 4$ , respectively, but our results also apply to other cases, say, uncorrelated random vectors in three-dimensional space.

### 1. Joint spacing distributions

By translational invariance, we can consider the level for which the ratio is being computed (the reference level) at the origin. To compute the probability  $\hat{P}(s)ds$  of finding its NN at a distance  $s$ , we introduce the conditional probability  $g(s)ds$  of finding a level in  $[s, s + ds]$  given our reference level at the origin and the probability  $H(s) = \int_s^\infty ds' \hat{P}(s') = 1 - \int_0^s ds' \hat{P}(s')$  of having no level in  $[0, s]$  (the hole probability). By independence of the levels, the probability  $g(s)ds$  is actually independent of the presence of the reference level. For the NN to be at  $s$ , we must verify that (i) there is a level at  $s$  and (ii) there are no levels in  $[0, s]$ , whence we conclude that

$$\hat{P}(s) = g(s)H(s). \quad (\text{A1})$$

Noting that the hole probability is equal to  $1 - F(s)$ , where  $F(s)$  is the cumulative distribution of  $\hat{P}(s)$ , we can equally well express  $\hat{P}(s)$  solely in terms of  $H(s)$ ,  $\hat{P}(s) = -(dH/ds)$ . Alternatively, we can also write  $g(s)$  as a function of  $H(s)$  only,  $g(s) = -(1/H)[dH(s)/ds] = -(d \log H/ds)$ , or inverting this relation,  $H(s) \propto \exp\{-\int_0^s ds' g(s')\}$ . Finally, this process allows us to express  $\hat{P}(s)$  solely in terms of  $g(s)$  as  $\hat{P}(s) \propto g(s) \exp\{-\int_0^s ds' g(s')\}$  or, after inverting,  $g(s) = \hat{P}(s) / \int_{rs}^\infty ds' \hat{P}(s')$ .

Now, Eq. (A1) is easily generalized to give the joint distribution of the NN and NNN spacing [i.e., of the probability density  $\hat{P}(s_1, s_2)$  of having the NN at a distance  $s_1$  and the NNN at a distance  $s_2$ ], which we need to

compute the distribution of their ratio. It is given by considering one level each at  $s_1$  and  $s_2$  and all remaining levels beyond  $s_2$ , i.e.,

$$\hat{P}(s_1, s_2) = g(s_1)g(s_2)\Theta(s_2 - s_1)H(s_2). \quad (\text{A2})$$

Analogously, the joint distribution of the first- $k$ NN spacings is

$$\hat{P}(s_1, \dots, s_k) = \prod_{j=1}^k g(s_j)\Theta(s_{j+1} - s_j)H(s_k). \quad (\text{A3})$$

It is worthwhile to note that we can express the whole hierarchy of joint probabilities solely in terms of the single-variable functions  $\hat{P}(s)$ ,  $g(s)$ , or  $H(s)$ , whichever is easier to compute in a given situation. Of course, this factorization property is a particularity of independent random variables and does not carry over to random matrix ensembles.

The distribution of the (absolute value) of the ratio  $r = s_1/s_2$  is given in terms of the joint distribution  $\hat{P}(s_1, s_2)$ , and, hence, it is also completely determined by the single spacing distribution  $\hat{P}(s)$  [Eq. (2)]:

$$\begin{aligned} q(r) &= \int ds_1 ds_2 \hat{P}(s_1, s_2) \delta\left(r - \frac{s_1}{s_2}\right) = \int ds s \hat{P}(rs, s) \\ &= \Theta(1 - r) \int_0^\infty ds \frac{s \hat{P}(s) \hat{P}(rs)}{\int_{rs}^\infty ds' \hat{P}(s')}. \end{aligned}$$

In the last line, we have expressed the ratio distribution solely in terms of the single spacing probability. Now, we only need to compute one of  $\hat{P}(s)$ ,  $g(s)$ , or  $H(s)$ , which we do in  $d$  dimensions in the next section.

Likewise, the  $m$ NN by  $k$ NN ratio,  $r_{mk} \equiv s_m/s_k$ , is defined in terms of the joint spacing distribution  $\hat{P}(s_1, \dots, s_k)$  and is fully determined by the single spacing distribution:

$$\begin{aligned} q_{mk}(r_{mk}) &= \int ds_1 \cdots ds_m \cdots ds_k \hat{P}(s_1, \dots, s_m, \dots, s_k) \delta\left(r - \frac{s_m}{s_k}\right) \\ &= \int ds_1 \cdots ds_{m-1} ds_{m+1} \cdots ds_k \hat{P}(s_1, \dots, s_{m-1}, rs_k, s_{m+1}, \dots, s_k) \\ &= \Theta(1 - r) \int_0^\infty ds_1 \cdots ds_{m-1} ds_{m+1} \cdots ds_k \Theta(s_k - s_{k-1}) \cdots \Theta(s_{m+1} - rs_k) \Theta(rs_k - s_{m-1}) \cdots \Theta(s_2 - s_1) \\ &\quad \times \frac{s_k \hat{P}(s_1) \cdots \hat{P}(s_{m-1}) \hat{P}(rs_k) \hat{P}(s_{m+1}) \cdots \hat{P}(s_k)}{\int_{s_1}^\infty ds'_1 \hat{P}(s'_1) \cdots \int_{s_{m-1}}^\infty ds'_{m-1} \hat{P}(s'_{m-1}) \int_{rs_k}^\infty ds' \hat{P}(s') \int_{s_{m+1}}^\infty ds'_{m+1} \hat{P}(s'_{m+1}) \cdots \int_{s_{k-1}}^\infty ds'_{k-1} \hat{P}(s'_{k-1})}. \end{aligned} \quad (\text{A4})$$

## 2. Uncorrelated random variables in $d$ -dimensional space

We consider the spectrum to be composed of  $N$  IID random variables, supported in a  $d$ -dimensional ball of radius  $R$ . At a later point, we take the limits  $N, R \rightarrow \infty$  with constant mean density  $NR^{-d} = 1$ . The probabilities  $g(s)ds$  and  $H(s)$  are then given by ratios of  $d$ -dimensional volumes  $V_d(L) = \pi^{d/2}/\Gamma(d/2 + 1)L^d$ , where  $L$  is a length.

To determine  $g(s)$ , we note that any one of the  $N - 1$  levels can be the NN if it falls inside the interval  $[s, s + ds]$ , whence it follows that

$$\begin{aligned} g(s)ds &= (N - 1) \frac{V_d(s + ds) - V_d(s)}{V_d(R)} \\ &= \frac{N - 1}{R^d} ds^{d-1} ds + \mathcal{O}(ds^2). \end{aligned} \quad (\text{A5})$$

Taking the limits  $N, R \rightarrow \infty$ , we immediately obtain that  $g(s) \propto s^{d-1}$ .

Regarding  $H(s)$ , since all other  $(N - 2)$  levels are independent and must lie beyond a distance  $s$ , we have

$$H(s) = \left(1 - \frac{V_d(s)}{V_d(R)}\right)^{N-2} = \left(1 - \frac{s^d}{R^d}\right)^{N-2}. \quad (\text{A6})$$

To be able to properly take the limits, we need to unfold the spectrum to a unit mean; i.e., we change variables to  $\mathfrak{s} = s/\langle s \rangle$ . Note that, in the computation of  $g(s)$ , the unfolding would only give an overall constant, so we did not need it to proceed. Using Eqs. (A1), (A5), and (A6), we have

$$\hat{P}(s) = d \frac{N - 1}{R^d} s^{d-1} \left(1 - \frac{s^d}{R^d}\right)^{N-2}, \quad (\text{A7})$$

which is correctly normalized, as it should be. We then have

$$\langle s \rangle = \int_0^\infty ds s \hat{P}(s) = \Gamma(1 + 1/d) \frac{\Gamma(N)}{\Gamma(N + 1/d)} R, \quad (\text{A8})$$

or, taking  $N \rightarrow \infty$  and using the asymptotic behavior of the  $\Gamma$  function,  $\lim_{N \rightarrow \infty} N^\alpha \Gamma(N) / \Gamma(N + \alpha) = 1$ , for any  $\alpha \in \mathbb{C}$ ,  $\langle s \rangle = \Gamma(1 + 1/d) N^{-1/d} R$ .

In terms of the unfolded variable  $\mathfrak{s}$ , the hole probability reads

$$H(\mathfrak{s}) = \left(1 - \frac{\Gamma(1 + 1/d)^d \mathfrak{s}^d}{N}\right)^{N-2}. \quad (\text{A9})$$

Taking limits,  $H(\mathfrak{s}) = \exp\{-\Gamma(1 + 1/d)^d \mathfrak{s}^d\}$ , and the (unfolded) spacing distribution is given by

$$\hat{P}(\mathfrak{s}) = d \Gamma(1 + 1/d)^d \mathfrak{s}^{d-1} e^{-\Gamma(1 + 1/d)^d \mathfrak{s}^d}. \quad (\text{A10})$$

Note that, for  $d = 1$ , we recover the standard exponential distribution,  $\hat{P}(\mathfrak{s}) = e^{-\mathfrak{s}}$ . In  $d$  dimensions, the spacing follows, instead, a Brody distribution [48].

The NN- and NNN-joint spacing distribution  $\hat{P}(\mathfrak{s}_1, \mathfrak{s}_2)$  can be written solely in terms of the single spacing distribution  $\hat{P}(\mathfrak{s})$  by inserting Eq. (A10) into Eq. (A2),

$$\begin{aligned} \hat{P}(\mathfrak{s}_1, \mathfrak{s}_2) &= d^2 \Gamma(1 + 1/d)^{2d} \mathfrak{s}_1^{d-1} \mathfrak{s}_2^{d-1} \\ &\times e^{-\Gamma(1 + 1/d)^d \mathfrak{s}_2^d} \Theta(\mathfrak{s}_2 - \mathfrak{s}_1). \end{aligned} \quad (\text{A11})$$

Finally, the joint distribution of the  $k$ NN spacings, Eq. (A3), reads, in  $d$  dimensions,

$$\begin{aligned} \hat{P}(\mathfrak{s}_1, \dots, \mathfrak{s}_k) &= d^k \Gamma(1 + 1/d)^{kd} \prod_{j=1}^{k-1} \mathfrak{s}_j^{d-1} e^{-\Gamma(1 + 1/d)^d \mathfrak{s}_k^d} \\ &\times \prod_{j=1}^k \Theta(\mathfrak{s}_{j+1} - \mathfrak{s}_j). \end{aligned} \quad (\text{A12})$$

## 3. Ratio distribution

We now turn to the ratio distributions. Henceforth, we always assume that we are at the unfolded scale and denote the spacings by  $s$  instead of  $\mathfrak{s}$ . Inserting Eq. (A10) into the last equality of Eq. (2), we obtain Eq. (4),

$$\varrho(r) = dr^{d-1} \Theta(1 - r).$$

The constraint enforced by the  $\Theta$  function implies that the distribution is supported in the  $d$ -dimensional unit ball, which we parametrize by the radial distance  $r$  and the  $(d - 1)$ -dimensional solid angle  $\Omega_{d-1}$ . By recalling that  $\int_0^1 dr r^{d-1} \int d\Omega_{d-1} \varrho(r, \Omega_{d-1}) = \int_0^1 dr \varrho(r)$  and that the distribution is isotropic and hence  $\varrho(r, \Omega_{d-1})$  is independent of  $\Omega_{d-1}$ , by using Eq. (4), and by noting that  $\int d\Omega_{d-1} = S_{d-1}$  gives the area of the unit sphere in  $d$  dimensions and that  $S_{d-1}/V_d(1) = d$ , we conclude that

$$\varrho(r, \Omega_{d-1}) = \Theta(1 - r) \frac{d}{S_{d-1}} = \Theta(1 - r) \frac{1}{V_d(1)}; \quad (\text{A13})$$

i.e., the distribution is indeed flat since it is given by the inverse of the volume of its support.

We next consider the distribution of the  $m$ NN by  $k$ NN ratio, of which the above result is a special case ( $m = 1$ ,  $k = 2$ ). Inserting Eq. (A10) into the last equality of Eq. (A4), we obtain

$$\varrho_{mk}(r_{mk}) = \binom{k-1}{m} dm (r_{mk})^{dm-1} (1 - (r_{mk})^d)^{k-m-1}. \quad (\text{A14})$$

Equation (A14) constitutes the most general distribution for Poisson spacing ratios in  $d$  dimensions. Figure 12

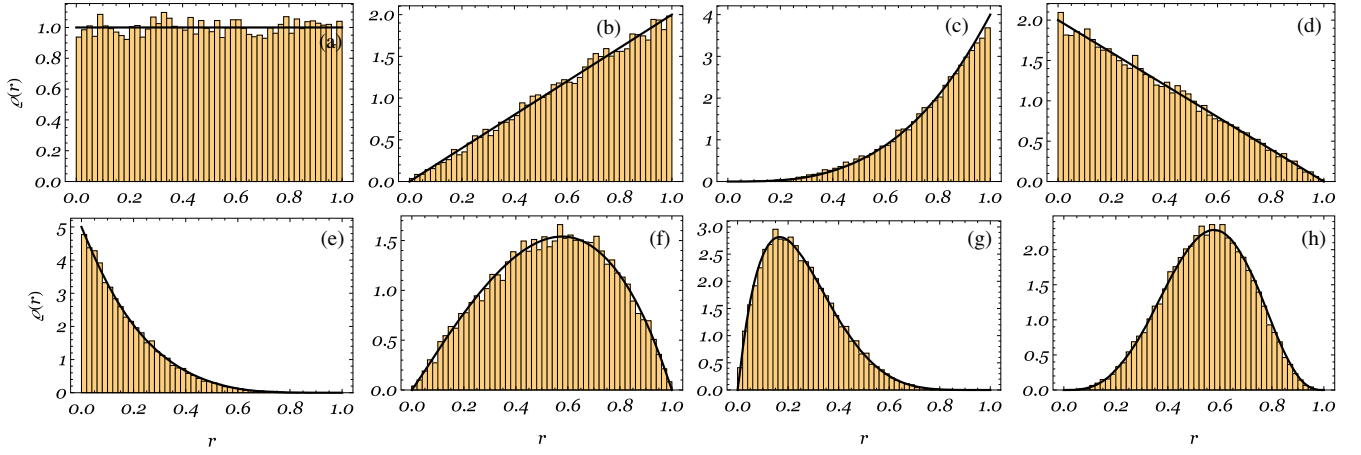


FIG. 12. Comparison of analytic prediction for the  $m$ NN by  $k$ NN spacing ratio, Eq. (A14), black line, with numerical results. Each histogram is obtained by computing the ratios for 20 000 IID levels. The numerical parameters are as follows: (a)  $d = 1$ ,  $m = 1$ ,  $k = 2$ ; (b)  $d = 2$ ,  $m = 1$ ,  $k = 2$ ; (c)  $d = 4$ ,  $m = 1$ ,  $k = 2$ ; (d)  $d = 1$ ,  $m = 1$ ,  $k = 3$ ; (e)  $d = 1$ ,  $m = 1$ ,  $k = 6$ ; (f)  $d = 2$ ,  $m = 1$ ,  $k = 3$ ; (g)  $d = 1$ ,  $m = 2$ ,  $k = 8$ ; (h)  $d = 2$ ,  $m = 2$ ,  $k = 6$ . Panels (a)–(c) correspond to the NN-by-NNN spacing ratio, Eq. (4), for real, complex, and quaternionic spectra, respectively.

shows a comparison of Eq. (A14) with numerical spacing ratios of 20 000 IID levels, for eight different combinations of  $d$ ,  $m$ ,  $k$ , showing perfect agreement in all cases.

Finally, note that a flat distribution in the  $d$ -dimensional unit ball is only possible if  $\varrho(r_{mk}) \propto (r_{mk})^{d-1}$  for all  $r_{mk}$ , as in Eq. (4). This case implies  $m = 1$  and  $k - m = 1 \Rightarrow k = 2$ . We thus see that a flat distribution is a peculiarity of the NN-by-NNN ratio and is not achieved by any other combination of  $m$ ,  $k$ .

## APPENDIX B: HERMITIAN RANDOM MATRIX ENSEMBLES

### 1. Arbitrary Hermitian ensembles

We now consider the NN-by-NNN spacing ratio for random matrices, first addressing the case of hermitian ensembles. Let the spectrum of an (arbitrary for now) Hermitian-RMT matrix be composed of levels  $\{\lambda_k\}_{k=1}^N$ , which are *not* taken to be ordered. Since the joint eigenvalue distribution function  $P^{(N)}(\{\lambda_k\})$  is invariant under permutations of levels, we reorder the set such that our reference level is  $\lambda_1$ , its NN  $\lambda_2$ , and its NNN  $\lambda_3$ . Contrary to the previous section, in general, we cannot set the reference level  $\lambda_1 = 0$  since  $P^{(N)}(\{\lambda_k\})$  may not be invariant under translations. These choices (together with the immediate implication that all other  $N - 2$  levels must be further away from  $\lambda_1$  than  $\lambda_3$  is) are enforced via the constraint

$$\Theta((\lambda_3 - \lambda_1)^2 - (\lambda_2 - \lambda_1)^2) \prod_{j>3}^N \Theta((\lambda_j - \lambda_1)^2 - (\lambda_3 - \lambda_1)^2). \quad (\text{B1})$$

The NN-by-NNN ratio is  $r = (\lambda_2 - \lambda_1)/(\lambda_3 - \lambda_1)$ . We can then immediately write down the expression for its distribution,

$$\begin{aligned} \varrho^{(N)}(r) &= \int d\lambda_1 \cdots d\lambda_N P^{(N)}(\lambda_1, \dots, \lambda_N) \\ &\times \delta\left(r - \frac{\lambda_2 - \lambda_1}{\lambda_3 - \lambda_1}\right) \Theta((\lambda_3 - \lambda_1)^2 - (\lambda_2 - \lambda_1)^2) \\ &\times \prod_{j>3}^N \Theta((\lambda_j - \lambda_1)^2 - (\lambda_3 - \lambda_1)^2). \end{aligned} \quad (\text{B2})$$

We next change variables to  $u \equiv \lambda_1$ ,  $v \equiv \lambda_3 - \lambda_1$ ,  $s_n = \lambda_{n+3} - \lambda_1$  ( $n = 1, \dots, N - 3$ ), perform the integration in  $\lambda_2$  using the  $\delta$  function, and obtain

$$\begin{aligned} \varrho^{(N)}(r) &= \Theta(1 - r^2) \int du dv \prod_{j=1}^{N-3} ds_j \Theta(s_j^2 - v^2) |v| \\ &\times P^{(N)}(u, u + rv, u + v, u + s_1, \dots, u + s_{N-3}). \end{aligned} \quad (\text{B3})$$

### 2. Gaussian ensembles

Equation (B3) is valid for an arbitrary Hermitian ensemble. We now specialize for the case of the Gaussian ensembles, GO/U/SE, labeled by the Dyson index  $\beta$ . The joint eigenvalue distribution reads

$$P_{\text{GE}}^{(N)}(x_1, \dots, x_N) \propto \exp\left\{-\frac{1}{2} \sum_{j=1}^N x_j^2\right\} \prod_{j>k}^N |x_j - x_k|^\beta. \quad (\text{B4})$$

In terms of the variables of Eq. (B3), we have

$$\begin{aligned}
 P_{\text{GE}}^{(N)}(u, u + rv, u + v, u + s_1, \dots, u + s_{N-3}) &\propto |r|^\beta |1 - r|^\beta |v|^{3\beta} \prod_{j=1}^{N-3} |s_k|^\beta |s_k - v|^\beta |s_k - rv|^\beta \prod_{j < k}^{N-3} |s_j - s_k|^\beta \\
 &\times \exp \left\{ -\frac{1}{2} \left[ Nu^2 + 2u \left( (1+r)v + \sum_{j=1}^{N-3} s_j \right) + (1+r^2)v^2 + \sum_{j=1}^{N-3} s_j^2 \right] \right\}.
 \end{aligned} \tag{B5}$$

The integration in  $u$  is Gaussian and can be readily performed, yielding

$$\int du \exp \left\{ -\frac{1}{2} \left[ Nu^2 + 2u \left( (1+r)v + \sum_{j=1}^{N-3} s_j \right) \right] \right\} \propto \exp \left\{ \frac{1}{2N} \left[ (1+r)v + \sum_{j=1}^{N-3} s_j \right]^2 \right\}. \tag{B6}$$

We finally obtain the distribution of the ratio as an  $(N-2)$ -fold integral:

$$\begin{aligned}
 \varrho_{\text{GE}}^{(N)}(r) &\propto \Theta(1-r^2) |r|^\beta |1-r|^\beta \int dv |v|^{3\beta+1} \exp \left\{ -\frac{1}{2} v^2 \left( 1+r^2 - \frac{(1+r)^2}{N} \right) \right\} \int \prod_{j=1}^{N-3} ds_j \Theta(s_j^2 - v^2) \\
 &\times |s_j|^\beta |s_j - v|^\beta |s_j - rv|^\beta \exp \left\{ -\frac{1}{2} \left( s_j^2 - \frac{1+r}{N} v s_j \right) \right\} \exp \left\{ -\frac{1}{N} \sum_{k,\ell=1}^{N-3} s_k s_\ell \right\} \prod_{k < \ell}^{N-3} |s_k - s_\ell|^\beta.
 \end{aligned} \tag{B7}$$

For small  $N$  ( $N = 3, 4$ ), the integrals in Eq. (B7) can be computed exactly. Unfortunately, contrary to the consecutive spacings ratio, for NN-by-NNN ratios, the small-size expressions do not accurately describe the large- $N$  asymptotics.

For  $N = 3$ , no  $s_j$  integrals exist in Eq. (B7). Furthermore, the  $r$  dependence can be factored out of the  $v$  integral, and no integrals have to be performed at all:

$$\varrho_{\text{GE}}^{(3)}(r) \propto \Theta(1-r^2) |r|^\beta |1-r|^\beta \int dv v^{3\beta+1} \exp \left\{ -\frac{1}{3} v^2 (1-r+r^2) \right\} = \mathcal{N} \frac{|r|^\beta |1-r|^\beta}{(1-r+r^2)^{1+3\beta/2}} \Theta(1-r^2), \tag{B8}$$

where the  $\beta$ -dependant normalization is  $\mathcal{N} = 9/4$  for  $\beta = 1$ ,  $\mathcal{N} = 27\sqrt{3}/(2\pi)$  for  $\beta = 2$ , and  $\mathcal{N} = 243\sqrt{3}/(2\pi)$  for  $\beta = 4$ . The distribution of Eq. (B8) for  $\beta = 2$  is plotted in Fig. 2(a), in comparison with exact diagonalization results.

For  $N = 4$ , we must perform an additional integral in  $s$  (here for  $\beta = 2$ ),

$$\begin{aligned}
 \varrho_{\text{GUE}}^{(4)}(r) &\propto \Theta(1-r^2) r^2 (1-r)^2 \int_{-\infty}^{+\infty} dv |v|^7 \exp \left\{ -\frac{3}{8} v^2 \left( 1+r^2 - \frac{2}{3} r \right) \right\} \\
 &\times \int_{-\infty}^{+\infty} ds s^2 (s-v)^2 (s-rv)^2 \exp \left\{ -\frac{3}{8} s^2 \right\} \exp \left\{ \frac{1}{4} (1+r) v s \right\} \Theta(s^2 - v^2).
 \end{aligned} \tag{B9}$$

If we denote

$$f(s, v, r) = \int ds s^2 (s-v)^2 (s-rv)^2 \exp \left\{ -\frac{3}{8} s^2 \right\} \exp \left\{ \frac{1}{4} (1+r) v s \right\}, \tag{B10}$$

then Eq. (B9) reads

$$\begin{aligned}
 \varrho_{\text{GUE}}^{(4)}(r) &\propto \Theta(1-r^2) r^2 (1-r)^2 \times \left[ \int_0^{+\infty} dv |v|^7 \exp \left\{ -\frac{3}{8} v^2 \left( 1+r^2 - \frac{2}{3} r \right) \right\} (f(s, v, r)|_{s=-v}^{s=\infty} + f(s, v, r)|_{s=v}^{s=\infty}) \right. \\
 &\left. + \int_{-\infty}^0 dv |v|^7 \exp \left\{ -\frac{3}{8} v^2 \left( 1+r^2 - \frac{2}{3} r \right) \right\} (f(s, v, r)|_{s=-v}^{s=\infty} + f(s, v, r)|_{s=-v}^{s=\infty}) \right],
 \end{aligned} \tag{B11}$$

which is evaluated (with the correct normalization) to

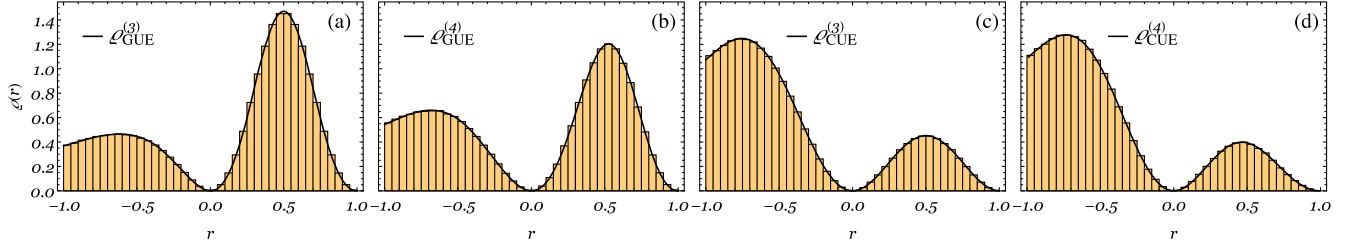


FIG. 13. Comparison of exact diagonalization (ED) for GUE- and CUE-drawn random matrices with analytical results. (a)  $N = 3$  GUE, black line given by Eq. (B8), with  $\beta = 2$ ; (b)  $N = 4$  GUE, black line given by Eq. (B12); (c)  $N = 3$  CUE, black line given by Eq. (B17); (d)  $N = 4$  CUE, black line given by Eq. (B19).

$$q_{\text{GUE}}^{(4)}(r) = \frac{1}{4\pi} \frac{r^2(1-r)^2}{(1-r+r^2)^7(8+3r^2)^{13/2}(4-4r+3r^3)^{9/2}} \times \left( \sqrt{8+3r^2}B_1^{(4)}(r) + \sqrt{4-4r+3r^2}B_2^{(4)}(r) + \sqrt{3}\sqrt{8+3r^2}\sqrt{4-4r+3r^2}B_3^{(4)}(r) \right) \Theta(1-r^2), \quad (\text{B12})$$

with the polynomials  $B_k^{(4)}$  given in the Supplemental Material [98].

We compare the analytical predictions for the ratio distribution for small-size matrices with numerical results from exact diagonalization of GUE-drawn random matrices in Figs. 13(a) and 13(b). The agreement is perfect, which is to be expected since the computation is exact. However, these results are not particularly useful in practice since universality is only displayed for large  $N$ . We thus turn to the case  $N \rightarrow \infty$ .

When  $N \rightarrow \infty$ , we can rewrite Eq. (B7), discarding all exponentials suppressed by  $1/N$ :

$$q_{\text{GE}}^{(N \rightarrow \infty)}(r) \propto \Theta(1-r^2) \frac{|r|^\beta |1-r|^\beta}{(1+r^2)^{1+3\beta/2}} \int dv v^{3\beta+1} e^{-v^2} \int \prod_{j=1}^N ds_j \Theta\left(s_j^2 - \frac{v^2}{1+r^2}\right) \times |s_j|^\beta \left|s_j - \frac{rv}{\sqrt{1+r^2}}\right|^\beta \left|s_j - \frac{v}{\sqrt{1+r^2}}\right|^\beta e^{-s_j^2} \prod_{j < k}^N |s_j - s_k|^\beta. \quad (\text{B13})$$

Although we cannot compute this integral exactly, note that its multiplying prefactor gives the exact distribution of  $r$  for  $r \rightarrow 0$ . It also qualitatively describes the distribution for all  $r$ , albeit it is missing the exact heights of the peaks of positive and negative  $r$ . We thus obtain the loosely approximating distribution,

$$q_{\text{GE}}^{(N \rightarrow \infty)}(r) \approx \mathcal{N} \frac{r^\beta |1-r|^\beta}{(1+r^2)^{1+3\beta/2}} \Theta(1-r^2). \quad (\text{B14})$$

At any rate, the absence of a term  $-r$  inside the denominator (which was killed by the limit  $N \rightarrow \infty$ ) completely distinguishes this result from the case  $N = 3$ ; see Fig. 2 [the black line is the approximation of Eq. (B14)].

### 3. Circular ensembles

We discussed in Sec. II how the difference between the  $N = 3$  and  $N \rightarrow \infty$  statistics is due to boundary effects.

To eliminate these effects, we should consider periodic boundary conditions, i.e., identify the ends of the spectrum. Hence, we consider the circular ensembles, whose spectrum is supported on the unit circle and whose joint eigenvalue distribution is

$$P_{\text{CE}}^{(N)}(\phi_1, \dots, \phi_N) \propto \prod_{j < k} |e^{i\phi_j} - e^{i\phi_k}|^\beta. \quad (\text{B15})$$

Note that, although the eigenvalues are complex ( $e^{i\phi_j}$ ), they are fully described by real angles  $\phi_j \in (-\pi, \pi]$ . The spacing ratio is defined in terms of the real variables,  $r = (\phi_2 - \phi_1)/(\phi_3 - \phi_1)$ ; i.e., we are measuring the spacings on the circle, not in the embedding space,  $\mathbb{C}$ . By rotational invariance of the circle, we may set  $\phi_1 = 0$ . We can rewrite the Vandermonde interaction as  $|e^{i\phi_j} - e^{i\phi_k}| = \sin^\beta(|\phi_j - \phi_k|/2)$ . The general result of Eq. (B3), applied to the circular ensembles, reads



$$\begin{aligned} \varrho_{\text{CE}}^{(N)}(r) &\propto \Theta(1-r^2) \int_{-\pi}^{\pi} dv |v| \sin^{\beta} \frac{|v|}{2} \sin^{\beta} \frac{|rv|}{2} \sin^{\beta} \frac{|(1-r)v|}{2} \\ &\times \int_{-\pi}^{\pi} \prod_j ds_j \Theta(s_j^2 - v^2) \sin^{\beta} \frac{|s_j|}{2} \sin^{\beta} \frac{|s_j - rv|}{2} \sin^{\beta} \frac{|s_j - v|}{2} \prod_{j < k}^{N-3} \sin^{\beta} \frac{|s_j - s_k|}{2}. \end{aligned} \quad (\text{B16})$$

We now evaluate the preceding integral for  $N = 3$  and  $N = 4$ , restricting ourselves to the complex case,  $\beta = 2$ . We have  $\sin^2((\phi_j - \phi_k)/2) = 2(1 - \cos(\phi_k - \phi_j))$ .

For  $N = 3$ , a single integral in  $v$  is to be performed [Eq. (5)],

$$\varrho_{\text{CUE}}^{(3)}(r) \propto \Theta(1-r^2) \int_{-\pi}^{\pi} dv |v| (1 - \cos v)(1 - \cos rv)(1 - \cos(r-1)v),$$

which yields, after normalization,

$$\begin{aligned} \varrho_{\text{CUE}}^{(3)}(r) &= \frac{1}{48\pi^2} \frac{\Theta(1-r^2)}{(r-2)^2(r-1)^2(r-\frac{1}{2})^2 r^2(r+1)^2} \\ &\times (Q_1^{(3)}(r) + Q_2^{(3)}(r) \cos(\pi r) + Q_3^{(3)}(r) \cos(2\pi r) + Q_4^{(3)}(r) \sin(\pi r) + Q_5^{(3)}(r) \sin(2\pi r)), \end{aligned} \quad (\text{B17})$$

with the polynomials  $Q_k^{(3)}(r)$  given in the Supplemental Material [98]. The distribution of Eq. (B17) is plotted in black in Fig. 13(c), in comparison with numerical diagonalization of  $N = 3$  CUE matrices, and in red in Fig. 2(b), in comparison with diagonalization of large- $N$  GUE matrices.

For  $N = 4$ , we have an additional integral in  $s$  to perform,

$$\begin{aligned} \varrho_{\text{CUE}}^{(4)}(r) &\propto \Theta(1-r^2) \int_{-\pi}^{\pi} dv |v| (1 - \cos v)(1 - \cos rv)(1 - \cos(r-1)v) \\ &\times \int_{-\pi}^{\pi} ds (1 - \cos s)(1 - \cos(s-rv))(1 - \cos(s-v)) \Theta(s^2 - v^2). \end{aligned} \quad (\text{B18})$$

Following the procedure leading to Eq. (B12), the integral is evaluated (with the correct normalization) as

$$\begin{aligned} \varrho_{\text{CUE}}^{(4)}(r) &= \frac{1}{2^{19} 3^{17} \pi^3} \frac{1}{(r-6)^2(r-5)^2(r-4)^2(r-3)^3(r-\frac{5}{2})^2(r-2)^3(r-\frac{3}{2})^3(r-\frac{4}{3})^2} \\ &\times \frac{1}{(r-1)^3(r-\frac{2}{3})^3(r-\frac{1}{2})^3(r-\frac{1}{3})^3 r^3 (r+\frac{1}{3})^2 (r+\frac{1}{2})^3 (r+\frac{2}{3})^2 (r+1)^3} \\ &\times \frac{1}{(r+\frac{4}{3})^2 (r+\frac{3}{2})^2 (r+2)^3 (r+\frac{5}{2})^2 (r+3)^2 (r+4)^2 (r+5)^2 (r+6)^2} \\ &\times (Q_1^{(4)}(r) + Q_2^{(4)}(r) \cos(\pi r) + Q_3^{(4)}(r) \cos(2\pi r) + Q_4^{(4)}(r) \cos(3\pi r) \\ &+ Q_5^{(4)}(r) \sin(\pi r) + Q_6^{(4)}(r) \sin(2\pi r) + Q_7^{(4)}(r) \sin(3\pi r)), \end{aligned} \quad (\text{B19})$$

with the polynomials  $Q_k^{(4)}$  given in the Supplemental Material [98]. The distribution of Eq. (B17) is plotted in black in Fig. 13(d), in comparison with numerical diagonalization of  $N = 4$  CUE matrices, and in blue in Fig. 2(b), in comparison with exact diagonalization of large- $N$  GUE matrices. Although in the large- $N$  limit we can give only approximate expressions for the complex spacing ratio distribution, the small-size surmises computed for the circular ensembles describe very well the universal large- $N$  asymptotics. Indeed, the distribution for the  $N = 4$  CUE is already indistinguishable (to the naked eye) from the numerical  $N \rightarrow \infty$  results.

## APPENDIX C: NON-HERMITIAN RANDOM MATRIX ENSEMBLES

### 1. Arbitrary non-Hermitian ensembles

We now turn to complex spectra. We consider an arbitrary  $N \times N$  matrix from a non-Hermitian ensemble whose complex eigenvalues are  $\{\lambda_k\}_{k=1}^N$ ,  $\lambda_k = x_k + iy_k$ , and their joint distribution function is  $P^{(N)}(\lambda_1, \dots, \lambda_N) = P^{(N)}(x_1, \dots, x_N; y_1, \dots, y_N)$ . We again consider the first level  $\lambda_1$  to be the reference level, its NN to be  $\lambda_2$ , and its NNN to be  $\lambda_3$ . The complex NN-by-NNN spacing ratio is

$$z \equiv re^{i\theta} \equiv x + iy = \frac{\lambda_2 - \lambda_1}{\lambda_3 - \lambda_1} = \frac{(x_2 - x_1)(x_3 - x_1) + (y_2 - y_1)(y_3 - y_1)}{(x_3 - x_1)^2 + (y_3 - y_1)^2} + i \frac{(x_3 - x_1)(y_2 - y_1) - (x_2 - x_1)(y_3 - y_1)}{(x_3 - x_1)^2 + (y_3 - y_1)^2}. \quad (\text{C1})$$

We introduce new variables  $u \equiv x_1$ ,  $v \equiv y_1$ ,  $p \equiv x_2 - x_1$ ,  $q \equiv y_2 - y_1$ ,  $s \equiv x_3 - x_1$ ,  $t \equiv y_3 - y_1$ ,  $a_n \equiv x_{n+3} - x_1$ ,  $b_n \equiv y_{n+3} - y_1$ ,  $n = 1, \dots, N - 3$ . In terms of these new variables, the  $\delta$ -function constraints (fixing the real and imaginary parts of  $z$ ) are

$$\delta\left(x - \frac{ps + qt}{s^2 + t^2}\right) \delta\left(y - \frac{sq - pt}{s^2 + t^2}\right) = (s^2 + t^2) \delta(p - (sx - ty)) \delta(q - (tx + sy)), \quad (\text{C2})$$

and the  $\Theta$ -function constraints (requiring all  $\lambda_n$  with  $n > 3$  to be further away from  $\lambda_1$  than  $\lambda_3$ ) are

$$\Theta((s^2 + t^2) - (p^2 + q^2)) \prod_{j=4}^N \Theta((a_j^2 + b_j^2) - (s^2 + t^2)). \quad (\text{C3})$$

The distribution function of  $z$  is again obtained by integrating the joint eigenvalue distribution multiplied by the constraints of Eqs. (C2) and (C3). Integrating over  $p$  and  $q$  using the  $\delta$  functions, we arrive at the distribution for  $z$  for an arbitrary non-Hermitian ensemble:

$$\begin{aligned} \rho^{(N)}(x, y) &= \Theta(1 - (x^2 + y^2)) \int du dv ds dt \prod_{j=1}^{N-3} da_j db_j \Theta((a_j^2 + b_j^2) - (s^2 + t^2)) (s^2 + t^2) \\ &\times P^{(N)}(u, u + sx - ty, u + s, u + a_1, \dots, u + a_{N-3}; v, v + tx + sy, v + t, v + b_1, \dots, v + b_{N-3}). \end{aligned} \quad (\text{C4})$$

### 2. Ginibre unitary ensemble

We now restrict ourselves to the GinUE (complex Gaussian IID entries,  $\beta = 2$ ), whose joint eigenvalue distribution reads

$$P_{\text{GinUE}}^{(N)}(x_1, \dots, x_N; y_1, \dots, y_N) = \prod_{j < k} [(x_j - x_k)^2 + (y_j - y_k)^2] \exp\left\{-\sum_{j=1}^N (x_j^2 + y_j^2)\right\}. \quad (\text{C5})$$

Replacing  $x_j, y_j$  by the variables of Eq. (C4) and performing the Gaussian integration over the two variables  $u, v$ , we arrive at the ratio distribution for the Ginibre ensemble,

$$\begin{aligned}
 \varrho_{\text{GinUE}}^{(N)}(x, y) &\propto \Theta(1 - (x^2 + y^2))(x^2 + y^2)(1 + x^2 + y^2 - 2x) \\
 &\times \int ds dt (s^2 + t^2)^4 \exp \left\{ -(s^2 + t^2) \left[ (1 + x^2 + y^2) \left( 1 - \frac{1}{N} \right) - \frac{2}{N} x \right] \right\} \\
 &\times \int \prod_{j=1}^{N-3} da_j db_j \Theta(a_j^2 + b_j^2 - (s^2 + t^2))(a_j^2 + b_j^2)((a_j - s)^2 + (b_j - t)^2) \\
 &\times [(a_j - sx + ty)^2 + (b_j - tx - sy)^2] \prod_{j < k}^{N-3} [(a_j - a_k)^2 + (b_j - b_k)^2] \\
 &\times \exp \left\{ - \sum_{j=1}^{N-3} \left[ a_j^2 \left( 1 - \frac{1}{N} \right) - \frac{1}{N} \sum_{k \neq j} a_j a_k - \frac{2}{N} a_j \{ s(1+x) - ty \} \right] \right\} \\
 &\times \exp \left\{ - \sum_{j=1}^{N-3} \left[ b_j^2 \left( 1 - \frac{1}{N} \right) - \frac{1}{N} \sum_{k \neq j} b_j b_k - \frac{2}{N} b_j \{ sy + t(1+x) \} \right] \right\}. \tag{C6}
 \end{aligned}$$

As before, the distribution for  $N = 3$  follows from Eq. (C6) without the need to perform any integrals explicitly. Indeed, in polar coordinates  $x = r \cos \theta$ ,  $y = r \sin \theta$ , we get, after normalization,

$$\varrho_{\text{GinUE}}^{(3)}(r, \theta) = \frac{81 r^2 (1 + r^2 - 2r \cos \theta)}{8\pi (1 + r^2 - r \cos \theta)^5} \Theta(1 - r). \tag{C7}$$

Equation (C7) describes the exact diagonalization results for  $N = 3$ ; see Fig. 14.

As for the Hermitian case, the leading order behavior (i.e., the first term in a power expansion in  $r$ ) of the distribution for  $N \rightarrow \infty$  can be obtained without carrying out any integral. Although it does not give a good quantitative match, it captures the high (low) density at large (small) angles. By discarding all exponentials suppressed by  $1/N$  from Eq. (C6), factoring out terms containing  $z$  from the  $s$  and  $t$  integrals, we obtain the prefactor,

$$\varrho_{\text{GinUE}}^{(N \rightarrow \infty)}(r, \theta) \approx \frac{12 r^2 (1 + r^2 - 2r \cos \theta)}{\pi (1 + r^2)^5} \Theta(1 - r). \tag{C8}$$

### 3. Toric unitary ensemble

We now want to eliminate boundary effects from a complex spectrum by considering a two-dimensional analog of the circular ensembles. Recall that the circular ensembles have eigenvalues on the unit circle  $\mathbb{S}^1$ . A possible generalization would be to consider eigenvalues on the sphere  $\mathbb{S}^2 \subset \mathbb{R}^3$ , which would be provided by the spherical unitary ensemble (SUE) [93,109–112], of matrices  $A^{-1}B$  with both  $A, B$  GinUE matrices. However, while belonging to the same universality class as the GinUE, for the SUE, the convergence to the large- $N$  limit is also quite slow. Instead, we consider eigenvalues on the two-dimensional (Clifford) torus  $\mathbb{T}^2 = \mathbb{S}^1 \times \mathbb{S}^1 \subset \mathbb{S}^3 \subset \mathbb{R}^4$ , which show a very fast convergence.

We parametrize the torus by two angles  $\vartheta \in (-\pi, \pi]$ ,  $\varphi \in (-\pi, \pi]$ , with a generic point  $P \in \mathbb{T}^2$  given by  $P = (1/\sqrt{2})(\cos \vartheta, \sin \vartheta, \cos \varphi, \sin \varphi)$ . In analogy with the CUE, we want to construct a flat joint eigenvalue distribution on  $\mathbb{T}^2$ , which we call the distribution of the TUE. Since the Clifford torus has no curvature, the distribution is simply given by the Vandermonde interaction,

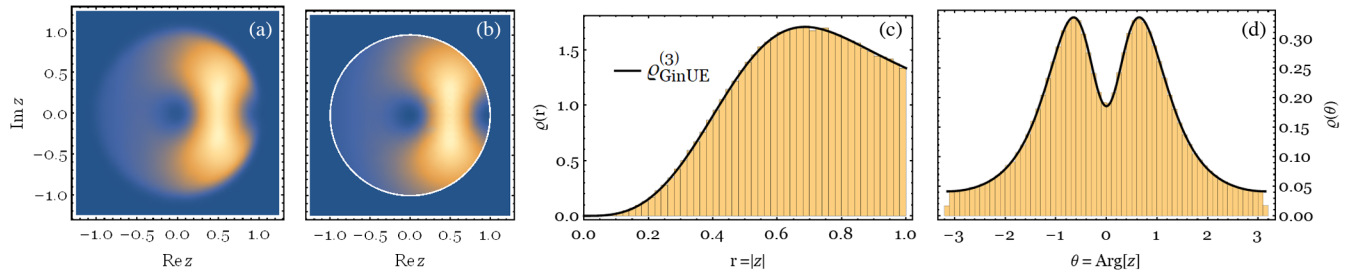


FIG. 14. Comparison of exact diagonalization (ED) of GinUE-drawn matrices with analytical results, for  $N = 3$ . (a) Ratio density from ED; (b) exact distribution, Eq. (C7); (c) histogram of absolute value of ratios from ED; (d) histogram of argument of ratios from ED; black lines are computed from Eq. (C7).

$P_{\text{TUE}}^{(N)}(\vartheta_1, \dots, \vartheta_N; \varphi_1, \dots, \varphi_N) \propto |\Delta_{\mathbb{T}^2}|^2$ . Note that  $\Delta_{\mathbb{T}^2}$  is given by the distance between points in the embedding space parametrized by the eigenvalues. In other words, if  $P_j \in \mathbb{T}^2$  is parametrized by the angles  $(\vartheta_j, \varphi_j)$ , then the Vandermonde interaction is  $|\Delta_{\mathbb{T}^2}| = \prod_{j < k} \|P_j - P_k\|_{\mathbb{R}^4}$ . One can check that, with this reasoning, the usual Vandermonde terms for the Gaussian, Ginibre, circular, and spherical ensembles coincide with, respectively,  $|\Delta_{\mathbb{R}}| = \prod_{j < k} \|P_j - P_k\|_{\mathbb{R}}$ ,  $|\Delta_{\mathbb{R}^2}| = \prod_{j < k} \|P_j - P_k\|_{\mathbb{R}^2}$ ,  $|\Delta_{\mathbb{S}^1}| = \prod_{j < k} \|P_j - P_k\|_{\mathbb{R}^2}$ ,  $|\Delta_{\mathbb{S}^2}| = \prod_{j < k} \|P_j - P_k\|_{\mathbb{R}^3}$  (with  $P_j$  in the respective embedding spaces). Using our parametrization of the torus and considering only  $\beta = 2$ , the Vandermonde interaction reads  $|\Delta_{\mathbb{T}^2}|^2 = \prod_{j < k} [2 - \cos(\vartheta_j - \vartheta_k) - \cos(\varphi_j - \varphi_k)]$ .

We can then write down the joint eigenvalue distribution for the TUE, given by Eq. (6),

$$P_{\text{TUE}}^{(N)}(\vartheta_1, \dots, \vartheta_N; \varphi_1, \dots, \varphi_N) \propto \prod_{j < k} [2 - \cos(\vartheta_j - \vartheta_k) - \cos(\varphi_j - \varphi_k)].$$

Having introduced the relevant joint eigenvalue distribution, the remaining procedure is straightforward. By rotational invariance in both factors  $\mathbb{S}^1$ , we can set  $\vartheta_1 = 0$  and  $\varphi_1 = 0$ . The complex spacing ratio is, accordingly,  $z = (\vartheta_2 + i\varphi_2)/(\vartheta_3 + i\varphi_3)$ . If we then insert Eq. (6) into the general ratio distribution, Eq. (C4), we obtain

$$\begin{aligned} \varrho_{\text{TUE}}^{(N)}(x, y) &\propto \int_{-\pi}^{\pi} ds dt \prod_{j=1}^{N-3} da_j db_j \Theta((a_j^2 + b_j^2) - (s^2 + t^2)) (s^2 + t^2)^2 [2 - \cos s - \cos t] \\ &\times [2 - \cos(sx - ty) - \cos(tx + sy)] [2 - \cos(s(x-1) - ty) - \cos(t(x-1) + sy)] \\ &\times \prod_{j=1}^{N-3} [2 - \cos a_j - \cos b_j] [2 - \cos(s - a_j) - \cos(t - b_j)] \\ &\times [2 - \cos(sx - ty - a_j) - \cos(tx + sy - b_j)] \prod_{j < k} [2 - \cos(a_j - a_k) - \cos(b_j - b_k)]. \end{aligned} \quad (\text{C9})$$

For  $N = 3$ , the double integral to be performed is given in Eq. (7),

$$\begin{aligned} \varrho_{\text{TUE}}^{(3)}(x, y) &\propto \int_{-\pi}^{\pi} ds dt (s^2 + t^2)^2 [2 - \cos s - \cos t] \\ &\times [2 - \cos(sx - ty) - \cos(tx + sy)] \\ &\times [2 - \cos(s(x-1) - ty) - \cos(t(x-1) + sy)]. \end{aligned}$$

The integral of Eq. (7), and its generalizations for  $N = 4, 5, \dots$ , can be numerically integrated (the analytic expression is far too involved to be useful) and describes very well the large- $N$  asymptotics of the GinUE universality class; see Figs. 3(e)–3(h).

- 
- [4] D. A. Rowlands and A. Lamacraft, *Noisy Spins and the Richardson-Gaudin Model*, *Phys. Rev. Lett.* **120**, 090401 (2018).
- [5] M. V. Medvedyeva, F. H. L. Essler, and T. Prosen, *Exact Bethe Ansatz Spectrum of a Tight-Binding Chain with Dephasing Noise*, *Phys. Rev. Lett.* **117**, 137202 (2016).
- [6] V. Eisler, *Crossover between Ballistic and Diffusive Transport: The Quantum Exclusion Process*, *J. Stat. Mech.* (2011) P06007.
- [7] L. Banchi, D. Burgarth, and M. J. Kastoryano, *Driven Quantum Dynamics: Will It Blend?*, *Phys. Rev. X* **7**, 041015 (2017).
- [8] T. Prosen, *Exact Nonequilibrium Steady State of a Strongly Driven Open XXZ Chain*, *Phys. Rev. Lett.* **107**, 137201 (2011).
- [9] T. Prosen, *Matrix Product Solutions of Boundary Driven Quantum Chains*, *J. Phys. A* **48**, 373001 (2015).
- [10] D. Karevski, V. Popkov, and G. M. Schütz, *Exact Matrix Product Solution for the Boundary-Driven Lindblad XXZ Chain*, *Phys. Rev. Lett.* **110**, 047201 (2013).
- [11] E. Ilievski, *Dissipation-Driven Integrable Fermionic Systems: From Graded Yangians to Exact Nonequilibrium Steady States*, *SciPost Phys.* **3**, 031 (2017).
- [12] L. Sá, P. Ribeiro, and T. Prosen, *Spectral and Steady-State Properties of Random Liouvillians*, *arXiv:1905.02155*.
- [13] S. Denisov, T. Lapyteva, W. Tarnowski, D. Chruściński, and K. Życzkowski, *Universal Spectra of Random Lindblad Operators*, *Phys. Rev. Lett.* **123**, 140403 (2019).

- 
- [1] T. Prosen, *Third Quantization: A General Method to Solve Master Equations for Quadratic Open Fermi Systems*, *New J. Phys.* **10**, 043026 (2008).
- [2] T. Prosen and T. H. Seligman, *Quantization over Boson Operator Spaces*, *J. Phys. A* **43**, 392004 (2010).
- [3] P. Ribeiro and T. Prosen, *Integrable Quantum Dynamics of Open Collective Spin Models*, *Phys. Rev. Lett.* **122**, 010401 (2019).

- [14] T. Can, V. Oganesyan, D. Orgad, and S. Gopalakrishnan, *Spectral Gaps and Mid-Gap States in Random Quantum Master Equations*, *Phys. Rev. Lett.* **123**, 234103 (2019).
- [15] T. Can, *Random Lindblad Dynamics*, *J. Phys. A* **52**, 485302 (2019).
- [16] J. M. Zeuner, M. C. Rechtsman, Y. Plotnik, Y. Lumer, S. Nolte, M. S. Rudner, M. Segev, and A. Szameit, *Observation of a Topological Transition in the Bulk of a Non-Hermitian System*, *Phys. Rev. Lett.* **115**, 040402 (2015).
- [17] Z. Gong, Y. Ashida, K. Kawabata, K. Takasan, S. Higashikawa, and M. Ueda, *Topological Phases of Non-Hermitian Systems*, *Phys. Rev. X* **8**, 031079 (2018).
- [18] G. Harari, M. A. Bandres, Y. Lumer, M. C. Rechtsman, Y. D. Chong, M. Khajavikhan, D. N. Christodoulides, and M. Segev, *Topological Insulator Laser: Theory*, *Science* **359**, eaar4003 (2018).
- [19] M. A. Bandres, S. Wittek, G. Harari, M. Parto, J. Ren, M. Segev, D. N. Christodoulides, and M. Khajavikhan, *Topological Insulator Laser: Experiments*, *Science* **359**, eaar4005 (2018).
- [20] H. Shen, B. Zhen, and L. Fu, *Topological Band Theory for Non-Hermitian Hamiltonians*, *Phys. Rev. Lett.* **120**, 146402 (2018).
- [21] S. Yao, F. Song, and Z. Wang, *Non-Hermitian Chern Bands*, *Phys. Rev. Lett.* **121**, 136802 (2018).
- [22] T. E. Lee, *Anomalous Edge State in a Non-Hermitian Lattice*, *Phys. Rev. Lett.* **116**, 133903 (2016).
- [23] K. Kawabata, K. Shiozaki, and M. Ueda, *Anomalous Helical Edge States in a Non-Hermitian Chern Insulator*, *Phys. Rev. B* **98**, 165148 (2018).
- [24] D. Leykam, K. Y. Bliokh, C. Huang, Y. D. Chong, and F. Nori, *Edge Modes, Degeneracies, and Topological Numbers in Non-Hermitian Systems*, *Phys. Rev. Lett.* **118**, 040401 (2017).
- [25] K. Kawabata, K. Shiozaki, M. Ueda, and M. Sato, *Symmetry and Topology in Non-Hermitian Physics*, *Phys. Rev. X* **9**, 041015 (2019).
- [26] K. Kawabata, Y. Ashida, H. Katsura, and M. Ueda, *Parity-Time-Symmetric Topological Superconductor*, *Phys. Rev. B* **98**, 085116 (2018).
- [27] K. Kawabata, S. Higashikawa, Z. Gong, Y. Ashida, and M. Ueda, *Topological Unification of Time-Reversal and Particle-Hole Symmetries in Non-Hermitian Physics*, *Nat. Commun.* **10**, 297 (2019).
- [28] K. G. Makris, R. El-Ganainy, D. N. Christodoulides, and Z. H. Musslimani, *Beam Dynamics in  $\mathcal{PT}$  Symmetric Optical Lattices*, *Phys. Rev. Lett.* **100**, 103904 (2008).
- [29] S. Klaiman, U. Günther, and N. Moiseyev, *Visualization of Branch Points in  $\mathcal{PT}$ -Symmetric Waveguides*, *Phys. Rev. Lett.* **101**, 080402 (2008).
- [30] A. Guo, G. J. Salamo, D. Duchesne, R. Morandotti, M. Volatier-Ravat, V. Aimez, G. A. Siviloglou, and D. N. Christodoulides, *Observation of  $\mathcal{PT}$ -Symmetry Breaking in Complex Optical Potentials*, *Phys. Rev. Lett.* **103**, 093902 (2009).
- [31] C. E. Rüter, K. G. Makris, R. El-Ganainy, D. N. Christodoulides, M. Segev, and D. Kip, *Observation of Parity-Time Symmetry in Optics*, *Nat. Phys.* **6**, 192 (2010).
- [32] V. V. Konotop, J. Yang, and D. A. Zezyulin, *Nonlinear Waves in  $\mathcal{PT}$ -Symmetric Systems*, *Rev. Mod. Phys.* **88**, 035002 (2016).
- [33] R. El-Ganainy, K. G. Makris, M. Khajavikhan, Z. H. Musslimani, S. Rotter, and D. N. Christodoulides, *Non-Hermitian Physics and  $\mathcal{PT}$  Symmetry*, *Nat. Phys.* **14**, 11 (2018).
- [34] L. Feng, R. El-Ganainy, and L. Ge, *Non-Hermitian Photonics Based on Parity-Time Symmetry*, *Nat. Photonics* **11**, 752 (2017).
- [35] M.-A. Miri and A. Alù, *Exceptional Points in Optics and Photonics*, *Science* **363**, eaar7709 (2019).
- [36] R. Hamazaki, K. Kawabata, and M. Ueda, *Non-Hermitian Many-Body Localization*, *Phys. Rev. Lett.* **123**, 090603 (2019).
- [37] T. E. Lee and C.-K. Chan, *Heralded Magnetism in Non-Hermitian Atomic Systems*, *Phys. Rev. X* **4**, 041001 (2014).
- [38] T. E. Lee, C.-K. Chan, and S. F. Yelin, *Dissipative Phase Transitions: Independent versus Collective Decay and Spin Squeezing*, *Phys. Rev. A* **90**, 052109 (2014).
- [39] Y. Ashida, S. Furukawa, and M. Ueda, *Parity-Time-Symmetric Quantum Critical Phenomena*, *Nat. Commun.* **8**, 15791 (2017).
- [40] B.-B. Wei and L. Jin, *Universal Critical Behaviours in Non-Hermitian Phase Transitions*, *Sci. Rep.* **7**, 7165 (2017).
- [41] H. Schomerus, *Random Matrix Approaches to Open Quantum Systems*, *Stochastic Processes and Random Matrices*, Lecture Notes of the Les Houches Summer School, Vol. **104** (Oxford University Press, Oxford, 2014), p. 409.
- [42] L. Huang, H.-Y. Xu, C. Grebogi, and Y.-C. Lai, *Relativistic Quantum Chaos*, *Phys. Rep.* **753**, 1 (2018).
- [43] M. V. Berry and M. Tabor, *Level Clustering in the Regular Spectrum*, *Proc. R. Soc. A* **356**, 375 (1977).
- [44] O. Bohigas, M.-J. Giannoni, and C. Schmit, *Characterization of Chaotic Quantum Spectra and Universality of Level Fluctuation Laws*, *Phys. Rev. Lett.* **52**, 1 (1984).
- [45] G. Casati, F. Valz-Gris, and I. Guarneri, *On the Connection between Quantization of Nonintegrable Systems and Statistical Theory of Spectra*, *Lett. Nuovo Cimento* **28**, 279 (1980).
- [46] M. Rigol, V. Dunjko, and M. Olshanii, *Thermalization and Its Mechanism for Generic Isolated Quantum Systems*, *Nature (London)* **452**, 854 (2008).
- [47] R. Nandkishore and D. A. Huse, *Many-Body Localization and Thermalization in Quantum Statistical Mechanics*, *Annu. Rev. Condens. Matter Phys.* **6**, 15 (2015).
- [48] T. Brody, *A Statistical Measure for the Repulsion of Energy Levels*, *Lett. Nuovo Cimento* **7**, 482 (1973).
- [49] M. V. Berry and M. Robnik, *Semiclassical Level Spacings When Regular and Chaotic Orbits Coexist*, *J. Phys. A* **17**, 2413 (1984).
- [50] G. Lenz and F. Haake, *Transitions between Universality Classes of Random Matrices*, *Phys. Rev. Lett.* **65**, 2325 (1990).
- [51] G. Lenz, K. Życzkowski, and D. Saher, *Scaling Laws of the Additive Random-Matrix Model*, *Phys. Rev. A* **44**, 8043 (1991).

- [52] T. Prosen and M. Robnik, *Energy Level Statistics in the Transition Region between Integrability and Chaos*, *J. Phys. A* **26**, 2371 (1993).
- [53] T. Prosen and M. Robnik, *Semiclassical Energy Level Statistics in the Transition Region between Integrability and Chaos: Transition from Brody-like to Berry-Robnik Behaviour*, *J. Phys. A* **27**, 8059 (1994).
- [54] E. B. Bogomolny, U. Gerland, and C. Schmit, *Models of Intermediate Spectral Statistics*, *Phys. Rev. E* **59**, R1315 (1999).
- [55] E. Bogomolny, U. Gerland, and C. Schmit, *Short-Range Plasma Model for Intermediate Spectral Statistics*, *Eur. Phys. J. B* **19**, 121 (2001).
- [56] M. Mehta and A. Pandey, *Spacing Distributions for Some Gaussian Ensembles of Hermitian Matrices*, *J. Phys. A* **16**, L601 (1983).
- [57] A. Pandey and M. Mehta, *Gaussian Ensembles of Random Hermitian Matrices Intermediate between Orthogonal and Unitary Ones*, *Commun. Math. Phys.* **87**, 449 (1983).
- [58] G. Lenz and F. Haake, *Reliability of Small Matrices for Large Spectra with Nonuniversal Fluctuations*, *Phys. Rev. Lett.* **67**, 1 (1991).
- [59] S. Schierenberg, F. Bruckmann, and T. Wettig, *Wigner Surmise for Mixed Symmetry Classes in Random Matrix Theory*, *Phys. Rev. E* **85**, 061130 (2012).
- [60] F. J. Dyson, *Statistical Theory of the Energy Levels of Complex Systems. III*, *J. Math. Phys. (N.Y.)* **3**, 166 (1962).
- [61] J. Gunson, *Proof of a Conjecture by Dyson in the Statistical Theory of Energy Levels*, *J. Math. Phys. (N.Y.)* **3**, 752 (1962).
- [62] J. Sakhr and J. M. Nieminen, *Wigner Surmises and the Two-Dimensional Homogeneous Poisson Point Process*, *Phys. Rev. E* **73**, 047202 (2006).
- [63] S. C. Srivastava, A. Lakshminarayan, S. Tomsovic, and A. Bäcker, *Ordered Level Spacing Probability Densities*, *J. Phys. A* **52**, 025101 (2018).
- [64] A. Y. Abul-Magd and M. H. Simbel, *Wigner Surmise for High-Order Level Spacing Distributions of Chaotic Systems*, *Phys. Rev. E* **60**, 5371 (1999).
- [65] A. Y. Abul-Magd and M. H. Simbel, *High-Order Level-Spacing Distributions for Mixed Systems*, *Phys. Rev. E* **62**, 4792 (2000).
- [66] R. Grobe, F. Haake, and H.-J. Sommers, *Quantum Distinction of Regular and Chaotic Dissipative Motion*, *Phys. Rev. Lett.* **61**, 1899 (1988).
- [67] R. Grobe and F. Haake, *Universality of Cubic-Level Repulsion for Dissipative Quantum Chaos*, *Phys. Rev. Lett.* **62**, 2893 (1989).
- [68] F. Haake, *Quantum Signatures of Chaos* (Springer Science & Business Media, Berlin, 2013), Vol. 54.
- [69] G. Akemann, M. Kieburg, A. Mielke, and T. Prosen, *Universal Signature from Integrability to Chaos in Dissipative Open Quantum Systems*, *Phys. Rev. Lett.* **123**, 254101 (2019).
- [70] R. Hamazaki, K. Kawabata, N. Kura, and M. Ueda, *The Threefold Way in Non-Hermitian Random Matrices*, arXiv:1904.13082.
- [71] T. Guhr, A. Müller-Groeling, and H. A. Weidenmüller, *Random-Matrix Theories in Quantum Physics: Common Concepts*, *Phys. Rep.* **299**, 189 (1998).
- [72] V. Oganesyan and D. A. Huse, *Localization of Interacting Fermions at High Temperature*, *Phys. Rev. B* **75**, 155111 (2007).
- [73] A. Pal and D. A. Huse, *Many-Body Localization Phase Transition*, *Phys. Rev. B* **82**, 174411 (2010).
- [74] E. Cuevas, M. Feigel'Man, L. Ioffe, and M. Mezard, *Level Statistics of Disordered Spin-1/2 Systems and Materials with Localized Cooper Pairs*, *Nat. Commun.* **3**, 1128 (2012).
- [75] S. Iyer, V. Oganesyan, G. Refael, and D. A. Huse, *Many-Body Localization in a Quasiperiodic System*, *Phys. Rev. B* **87**, 134202 (2013).
- [76] C. R. Laumann, A. Pal, and A. Scardicchio, *Many-Body Mobility Edge in a Mean-Field Quantum Spin Glass*, *Phys. Rev. Lett.* **113**, 200405 (2014).
- [77] D. J. Luitz, N. Laflorencie, and F. Alet, *Many-Body Localization Edge in the Random-Field Heisenberg Chain*, *Phys. Rev. B* **91**, 081103(R) (2015).
- [78] S. Johri, R. Nandkishore, and R. N. Bhatt, *Many-Body Localization in Imperfectly Isolated Quantum Systems*, *Phys. Rev. Lett.* **114**, 117401 (2015).
- [79] K. Agarwal, S. Gopalakrishnan, M. Knap, M. Müller, and E. Demler, *Anomalous Diffusion and Griffiths Effects Near the Many-Body Localization Transition*, *Phys. Rev. Lett.* **114**, 160401 (2015).
- [80] C. Chen, F. Burnell, and A. Chandran, *How Does a Locally Constrained Quantum System Localize?*, *Phys. Rev. Lett.* **121**, 085701 (2018).
- [81] W. Buijsman, V. Cheianov, and V. Gritsev, *Random Matrix Ensemble for the Level Statistics of Many-Body Localization*, *Phys. Rev. Lett.* **122**, 180601 (2019).
- [82] L. D'Alessio and M. Rigol, *Long-Time Behavior of Isolated Periodically Driven Interacting Lattice Systems*, *Phys. Rev. X* **4**, 041048 (2014).
- [83] C. Kollath, G. Roux, G. Biroli, and A. M. Läuchli, *Statistical Properties of the Spectrum of the Extended Bose-Hubbard Model*, *J. Stat. Mech.* (2010) P08011.
- [84] M. Collura, H. Aufderheide, G. Roux, and D. Karevski, *Entangling Many-Body Bound States with Propagative Modes in Bose-Hubbard Systems*, *Phys. Rev. A* **86**, 013615 (2012).
- [85] Y. Y. Atas, E. Bogomolny, O. Giraud, and G. Roux, *Distribution of the Ratio of Consecutive Level Spacings in Random Matrix Ensembles*, *Phys. Rev. Lett.* **110**, 084101 (2013).
- [86] Y. Y. Atas, E. Bogomolny, O. Giraud, P. Vivo, and E. Vivo, *Joint Probability Densities of Level Spacing Ratios in Random Matrices*, *J. Phys. A* **46**, 355204 (2013).
- [87] N. Chavda and V. Kota, *Probability Distribution of the Ratio of Consecutive Level Spacings in Interacting Particle Systems*, *Phys. Lett. A* **377**, 3009 (2013).
- [88] S. H. Tekur, S. Kumar, and M. S. Santhanam, *Exact Distribution of Spacing Ratios for Random and Localized States in Quantum Chaotic Systems*, *Phys. Rev. E* **97**, 062212 (2018).
- [89] S. H. Tekur, U. T. Bhosale, and M. S. Santhanam, *Higher-Order Spacing Ratios in Random Matrix Theory and Complex Quantum Systems*, *Phys. Rev. B* **98**, 104305 (2018).

- [90] S. H. Tekur and M. Santhanam, *Symmetry Deduction from Spectral Fluctuations in Complex Quantum Systems*, arXiv:1808.08541.
- [91] U. T. Bhosale, S. H. Tekur, and M. S. Santhanam, *Scaling in the Eigenvalue Fluctuations of Correlation Matrices*, *Phys. Rev. E* **98**, 052133 (2018).
- [92] M. L. Mehta, *Random Matrices* (Elsevier, New York, 2004), Vol. 142.
- [93] P. J. Forrester, *Log-Gases and Random Matrices (LMS-34)* (Princeton University, Princeton, NJ, 2010).
- [94] P. J. Forrester, *Spacing Distributions in Random Matrix Ensembles*, in *Recent Perspectives in Random Matrix Theory and Number Theory*, edited by F. Mezzadri and N. C. Snaith (Cambridge University, Cambridge, England, 2005).
- [95] G. Akemann, M. J. Phillips, and L. Shifrin, *Gap Probabilities in Non-Hermitian Random Matrix Theory*, *J. Math. Phys. (N.Y.)* **50**, 063504 (2009).
- [96] Y. V. Fyodorov, B. A. Khoruzhenko, and H.-J. Sommers, *Almost Hermitian Random Matrices: Crossover from Wigner-Dyson to Ginibre Eigenvalue Statistics*, *Phys. Rev. Lett.* **79**, 557 (1997).
- [97] F. J. Dyson, *Statistical Theory of the Energy Levels of Complex Systems. I*, *J. Math. Phys. (N.Y.)* **3**, 140 (1962).
- [98] See Supplemental Material at <http://link.aps.org/supplemental/10.1103/PhysRevX.10.021019> for a Mathematica notebook with the exact analytical expressions of complex spacing ratio distributions, for  $N = 3$  and  $N = 4$ , for the GUE and CUE.
- [99] B. Buča and T. Prosen, *A Note on Symmetry Reductions of the Lindblad Equation: Transport in Constrained Open Spin Chains*, *New J. Phys.* **14**, 073007 (2012).
- [100] L. Vidmar and M. Rigol, *Generalized Gibbs Ensemble in Integrable Lattice Models*, *J. Stat. Mech.* (2016) 064007.
- [101] Recent results [102] based on the study of spectral fluctuations suggest that the crossover disorder strength beyond which the system is localized is extensive in the system size.
- [102] J. Šuntajs, J. Bonča, T. Prosen, and L. Vidmar, *Quantum Chaos Challenges Many-Body Localization*, arXiv:1905.06345.
- [103] D. A. Abanin, E. Altman, I. Bloch, and M. Serbyn, *Colloquium: Many-Body Localization, Thermalization, and Entanglement*, *Rev. Mod. Phys.* **91**, 021001 (2019).
- [104] A. Chandran, I. H. Kim, G. Vidal, and D. A. Abanin, *Constructing Local Integrals of Motion in the Many-Body Localized Phase*, *Phys. Rev. B* **91**, 085425 (2015).
- [105] B. Derrida, *An Exactly Soluble Non-equilibrium System: The Asymmetric Simple Exclusion Process*, *Phys. Rep.* **301**, 65 (1998).
- [106] K. Mallick, *Some Exact Results for the Exclusion Process*, *J. Stat. Mech.* (2011) P01024.
- [107] G. M. Schütz, *Exactly Solvable Models for Many-Body Systems Far from Equilibrium* (Academic Press, New York, 2001), pp. 1–251.
- [108] P. L. Krapivsky, S. Redner, and E. Ben-Naim, *A Kinetic View of Statistical Physics* (Cambridge University Press, Cambridge, England, 2010).
- [109] P. Forrester, B. Jancovici, and J. Madore, *The Two-Dimensional Coulomb Gas on a Sphere: Exact Results*, *J. Stat. Phys.* **69**, 179 (1992).
- [110] P. W. Brouwer, *Generalized Circular Ensemble of Scattering Matrices for a Chaotic Cavity with Nonideal Leads*, *Phys. Rev. B* **51**, 16878 (1995).
- [111] M. Krishnapur, *From Random Matrices to Random Analytic Functions*, *Ann. Prob.* **37**, 314 (2009).
- [112] P. J. Forrester, *Analogies between Random Matrix Ensembles and the One-Component Plasma in Two-Dimensions*, *Nucl. Phys.* **B904**, 253 (2016).