

## Origin of the magnetic spin Hall effect: Spin current vorticity in the Fermi sea

Alexander Mook<sup>1,2</sup>, Robin R. Neumann,<sup>1</sup> Annika Johansson,<sup>1</sup> Jürgen Henk,<sup>1</sup> and Ingrid Mertig<sup>1,3</sup>

<sup>1</sup>*Institut für Physik, Martin-Luther-Universität Halle-Wittenberg, D-06099 Halle (Saale), Germany*

<sup>2</sup>*Department of Physics, University of Basel, Klingelbergstrasse 82, CH-4056 Basel, Switzerland*

<sup>3</sup>*Max-Planck-Institut für Mikrostrukturphysik, D-06120 Halle (Saale), Germany*



(Received 4 November 2019; accepted 4 March 2020; published 22 April 2020)

The interplay of spin-orbit coupling (SOC) and magnetism gives rise to a plethora of charge-to-spin conversion phenomena that harbor great potential for spintronics applications. In addition to the spin Hall effect, magnets may exhibit a magnetic spin Hall effect (MSHE), as was recently discovered [M. Kimata *et al.*, *Nature (London)* **565**, 627 (2019)]. To date, the MSHE is still awaiting its intuitive explanation. Here, we relate the MSHE to the vorticity of spin currents in the Fermi sea, which explains pictorially the origin of the MSHE. For all magnetic Laue groups that allow for nonzero spin current vorticities the related tensor elements of the MSH conductivity are given. Minimal requirements for the occurrence of a MSHE are compatibility with either a magnetization or a magnetic toroidal quadrupole. This finding implies in particular that the MSHE is expected in all ferromagnets with sufficiently large SOC. To substantiate our symmetry analysis, we present various models, in particular a two-dimensional magnetized Rashba electron gas, that corroborate an interpretation by means of spin current vortices. Considering thermally induced spin transport and the magnetic spin Nernst effect in magnetic insulators, which are brought about by magnons, our findings for electron transport can be carried over to the realm of spin caloritronics, heat-to-spin conversion, and energy harvesting.

DOI: [10.1103/PhysRevResearch.2.023065](https://doi.org/10.1103/PhysRevResearch.2.023065)

### I. FROM THE CONVENTIONAL TO THE MAGNETIC SPIN HALL EFFECT

The spin Hall effect (SHE) [1] and its inverse are without doubt important discoveries [2–6] in the field of spintronics [7,8]. They serve not only as “working horses” for generating and detecting spin currents [9], but also as key ingredients in spin-orbit torque devices for electric magnetization switching [10–12]. Compared to spin-transfer torque devices [13–17], spin-orbit torque devices are faster, more robust, and consume less power upon operation [18–20]; for a recent review, see Ref. [21].

While the anomalous Hall effect (AHE) in a magnet [22] produces a transverse charge current density upon applying an electric field  $\mathbf{E}$ , the SHE in a nonmagnet produces a transverse spin current density  $\langle j^\gamma \rangle = \underline{\sigma}^\gamma \mathbf{E}$  ( $\gamma = x, y, z$  indicates the transported spin component). Mathematically, the SHE is quantified by the antisymmetric part of the spin conductivity tensor  $\underline{\sigma}^\gamma$ . For example, the  $\sigma_{xy}^z$  element comprises  $z$ -polarized spin currents in the  $x$  direction as a response to an electric field in the  $y$  direction.

In a simple picture, the intrinsic SHE [23,24] is explained by spinning electrons that experience a spin-dependent Magnus force caused by spin-orbit coupling (SOC). It appears as if “built-in” spin-dependent magnetic fields evoke spin-dependent Lorentz forces that result in a transverse pure

spin current. The extrinsic SHE [25–27] is covered by Mott scattering at defects [28].

Since the SHE does not rely on broken time-reversal symmetry (TRS), it is featured in nonmagnetic metals [29] or semiconductors [2]. Imposing few demands on a material’s properties, a SHE can be expected in any material with sufficiently large SOC (or, instead of SOC, with a noncollinear magnetic texture [30]). From a mathematical perspective the existence of an SHE can be traced to the transformation behavior of the sum

$$\sigma_{xy}^z - \sigma_{yx}^z + \sigma_{yz}^x - \sigma_{zy}^x + \sigma_{zx}^y - \sigma_{xz}^y \quad (1)$$

of antisymmetric spin conductivity tensor elements traditionally associated with a SHE (applied field, current flow direction, and transported spin component are mutually orthogonal). Taking time-reversal evenness for granted, this sum behaves like an electric monopole (space-inversion even, scalar). For there are no crystalline symmetries (reflections, rotations, inversions) that could render such an object zero, a SHE can basically occur in any material. For the rest of this paper, we refer to this SHE as “conventional SHE.”

To combine the virtues of transverse spin transport with magnetic recording, the conventional SHE was studied in magnetic materials with broken TRS (ferromagnets [31–44] or antiferromagnets [30,45–48]), which revealed various phenomena associated with the interplay of SOC and magnetism. For example, ferromagnetic metals exhibit an (inverse) conventional SHE [31]; unaffected by magnetization reversal [33] it is time-reversal even.

Since charge currents in ferromagnets are intrinsically spin polarized, transverse AHE currents are spin polarized as well and are used to generate spin torques [32,35]. This effect

Published by the American Physical Society under the terms of the [Creative Commons Attribution 4.0 International](https://creativecommons.org/licenses/by/4.0/) license. Further distribution of this work must maintain attribution to the author(s) and the published article’s title, journal citation, and DOI.

is sometimes referred to as anomalous SHE [35], but is fundamentally a conventional SHE. Since these spin currents are tied to the AHE charge currents, the spin accumulations brought about by this effect can be manipulated by varying the magnetization direction [38,42,43]. This finding can be understood by considering symmetries. For a nonmagnetic cubic material, only the components in Eq. (1) are allowed nonzero. In contrast, a ferromagnetic material magnetized along a generic direction has a lower symmetry: there are no constraints that prohibit “populating” the entire spin conductivity tensor. Upon manipulation of the magnetization, an electric field in, say, the  $y$  direction causes an arbitrary spin polarization flowing in, e.g., the  $x$  direction. This offers greater versatility for spin torque applications than the conventional SHE in nonmagnetic cubic materials (nonmagnetic and noncubic materials also admit of greater versatility and nontraditional tensor elements [49–52], but they do not offer external means, such as magnetization, to manipulate spin polarizations).

Since TRS is intrinsically broken in magnets, one expects that spin accumulations brought about by transverse spin currents have two components, one that does not reverse under magnetization reversal (we will refer to this effect as SHE, a subset of which is the conventional SHE) and a second that is reversed under magnetization reversal. This opposite behavior under time reversal causes different restrictions imposed by the magnetic point-group symmetry [45,50] on the two types of spin accumulations. In particular, the latter magnetism-induced accumulations do not have to be parallelly polarized to the SHE spin accumulations. Such signatures were observed in Ref. [36].

The disentanglement of spin current contributions odd or even under time reversal has been elucidated in Ref. [45]. In essence, the spin conductivity tensor in Kubo transport theory is decomposed into a time-reversal even part and a time-reversal odd part. Upon disregarding spin-dependent scattering, skew scattering, and side jumps, the time-reversal even part is associated with “intrinsic” contributions to the spin conductivity, a contribution given solely in terms of band structure properties (in the so-called clean limit) [45]. Likewise, the time-reversal odd part is associated with “extrinsic” contributions that depend on relaxation times [45]. The latter gives rise to the magnetism-induced effects. In systems with low symmetry, both parts contribute to all components of  $\underline{\sigma}$  and, in particular, to its antisymmetric part: the time-reversal even part gives rise to the SHE and the odd part to the magnetic spin Hall effect (MSHE) [45,47,48].

The MSHE has recently been experimentally detected in the noncollinear antiferromagnet  $\text{Mn}_3\text{Sn}$  [48], and the aforementioned results of Ref. [36] on ferromagnets can also be considered proof of the MSHE (in Ref. [53] referred to as “transverse SHE with spin rotation”). Although instances of the MSHE have been identified, an intuitive picture that explains how and under which circumstances this effect comes about is missing.

## II. CHIRAL VORTICES OF SPIN CURRENTS: SUMMARY OF THIS PAPER

We offer a vivid microscopic picture of the MSHE by relating it to the spin current vorticity (SCV) of the Fermi sea

or, equivalently, to the circulation of spin currents about the Fermi surface.

In a rough draft, magnetic materials feature spin current whirlpools (or vortices) in reciprocal space for each of the three spin directions  $\gamma = x, y, z$ ; as usual for angular quantities, we denote the axis of a vortex by a vector  $\omega^\gamma$ . Similar to water whirlpools (in real space), whose handedness leads to an asymmetric deflection of plane water waves, the spin current whirlpools (in reciprocal space) cause an asymmetric deflection of the respective spin component. Since the spin current vortices occur in reciprocal space, they are delocalized in real space and, hence, do not act as scattering centers (like defects) but rather like an overall vortical background. To rephrase this statement in mathematical terms, note the following: Although spin transport is treated within the constant relaxation time approximation that does not capture asymmetric scattering at defects (thereby ruling out extrinsic skew scattering and side jump contributions), the MSHE is captured because the spin current itself, but not the scattering, is chiral.

In terms of SCVs, the time-reversal odd nature of the MSHE is easily understood as a reversal of a vortex’s handedness that results in opposite deflection. Then, a reversal of the magnetic texture has to reverse the spin accumulations brought about by the MSHE spin currents as well; recall that SHE spin currents remain unaffected.

In order to show that these spin current vortices may exist, we analyze all magnetic Laue groups (MLGs) with respect to their compatibility with a nonzero SCV, thereby identifying all possible MSHE scenarios. One especially simple scenario is a ferromagnet with SOC: assuming a tetragonal ferromagnet with magnetization  $\mathbf{M}$  in the  $z$  direction we find the SCVs

$$\omega^x \uparrow\uparrow \hat{y}, \quad \omega^y \uparrow\uparrow -\hat{x}, \quad \text{and} \quad \omega^z = \mathbf{0}. \quad (2)$$

For the  $z$  spin component, the Fermi sea is loosely speaking “calm” and does not cause an MSHE. In contrast, the  $x$  and  $y$  spin components “experience a rough chiral Fermi sea”: the nonzero vorticities cause MSHEs. More precisely, the MSHE for the  $x$  ( $y$ ) spin component takes place in the  $xz$  ( $yz$ ) plane. Consequently, such ferromagnets exhibit nonzero antisymmetric parts of  $\sigma_{yz}^x$  (and  $\sigma_{zy}^y$ ) as long as  $\gamma = x, y$ ; the transported spin component, the electric field, and the flow direction of the spin current lie within a plane that contains the magnetization. This is why the MSHE spin currents are pure: the transverse AHE charge currents compatible with a magnetization in the  $z$  direction flow within the  $xy$  plane (i.e., normal to the magnetization).

To elaborate on the difference to the SHE, let us assume that an electric field  $\mathbf{E} \parallel \mathbf{M} \parallel \hat{z}$  is applied, as depicted in Fig. 1. Due to the (conventional) SHE spin conductivity tensor elements (antisymmetric) spin is accumulated within the surface planes of the sample (blue arrows). The polarization of these spin accumulations is orthogonal to both  $\mathbf{E}$  and the surface normal. Being time-reversal even, it does not flip under magnetization reversal [compare Figs. 1(a) vs 1(b)]. In contrast, the MSHE ( $\sigma_{xz}^x = \sigma_{yz}^y$ ) causes additional accumulations polarized normal to the surface planes (red arrows). Their time-reversal odd nature forces a flip upon magnetization reversal, as is represented by the reversed red arrows in Fig. 1(b).

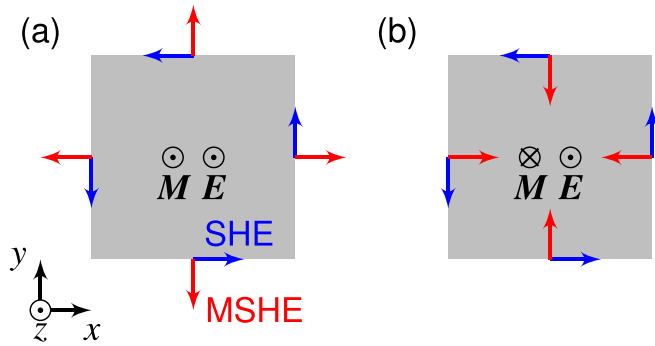


FIG. 1. Conventional and magnetic spin Hall effect in ferromagnets with magnetization  $\mathbf{M}$  along (a) the  $z$  direction and (b) the  $-z$  direction (e.g., MLG  $4/m\bar{m}'m'$ ). Upon application of an electric field  $\mathbf{E}$  in the  $z$  direction (and a charge current in the same direction) spin accumulates at the boundaries of the sample. Those associated with the conventional spin Hall effect (SHE) are indicated by blue arrows, those with the MSHE by red arrows. Magnetization reversal acts only on the MSHE accumulations.

Thus, the MSHE allows to generate a spin accumulation orthogonal to the conventional SHE spin accumulation. In scenarios in which the magnetization of the ferromagnet is fixed, this feature may result in the decisive spin accumulation direction necessary to perform a particular spin torque switching. For example, the field-free magnetization switching of a perpendicularly magnetized film observed in Ref. [40] may be explained in terms of MSHE spin accumulations. We emphasize that the existence of spin current vortices is a bulk property that gives rise to bulk MSHE spin currents, which, in turn, cause spin accumulations at the edges or interfaces. Additional interface effects, as those accounted for in Refs. [37,40,54], come on top.

That the SHE and MSHE cause spin accumulations pointing in orthogonal directions is a speciality of the MLGs  $4/m\bar{m}'m'$ ,  $4'/m\bar{m}'m'$ , and  $m'm'm'$ , which allow for the “clearest” disentanglement of MSHE and SHE. For other MLGs there is at least one element of the spin conductivity tensor that carries simultaneously contributions from the SHE and the MSHE, leaving the behavior under time reversal (texture reversal) as the only distinguishing characteristic.

Apart from three-dimensional ferromagnets, two-dimensional electron gases (2DEGs) appear highly attractive. 2DEGs are well known for their efficient charge-to-spin conversion due to large Rashba SOC [55], magnetism in combination with superconductivity [56–61], and electrical controllability [62]. Recent progress in achieving room-temperature magnetism in 2DEGs [63] suggests to investigate the MSHE in these systems. To do so, we consider a minimal Rashba Hamiltonian with warping and an exchange field whose direction provides a handle to switch between different MLGs. It turns out that upon in-plane rotation of the field, the MSHE of in-plane polarized spins is manipulated but also that of out-of-plane polarized spins. Similar conclusions hold for topological Dirac surface states, as in Sn-doped  $\text{Bi}_2\text{Te}_3$  [64] (e.g., in the presence of exchange fields due to proximity to a ferromagnetic normal insulator [65]), and for the noncollinear antiferromagnet  $\text{Mn}_3\text{Sn}$ .

Instead of an electric field, a temperature gradient may be utilized to cause thermodynamic nonequilibrium and spin transport. As above for the SHE and the MSHE, time-reversal even transverse spin transport is then referred to as spin Nernst effect (SNE), and the time-reversal odd partner is termed magnetic SNE (MSNE). Since the spin current vortices in reciprocal space exist irrespective of the driving force, the existence of an MSHE immediately implies that of an MSNE. Recalling that the symmetry analysis is independent of the type of spin carriers, it applies just as well to magnetic insulators, in which spin is transported by magnons. We present a proof of principle by considering antiferromagnetic spin textures, as in  $\text{Mn}_3\text{Sn}$ , and demonstrate that the magnetic excitations give rise to nonzero spin current vortices and, thus, to a magnonic MSNE. Therefore, the results of this paper can be carried over to the realm of spin caloritronics in magnetic insulators, where they may inspire studies of novel heat-to-spin conversion mechanisms and energy harvesting concepts.

The remainder of the paper is organized as follows. In Sec. III the theoretical framework within which we describe spin transport is introduced. We disentangle time-reversal even from odd contributions in Sec. III A, isolate the MSHE, and introduce the SCV interpretation in Sec. III B. Then, we turn to the symmetry analysis of all MLGs and summarize key findings in Sec. III C. These are elaborated on in Sec. IV by considering specific toy models; the latter serve to underline the minimal requirements for a nonzero MSHE (Sec. IV A), to make connection to magnetized Rashba materials (Sec. IV B), and to demonstrate the magnonic MSNE (Sec. IV C). We discuss the relation of our work to literature in Sec. V and summarize in Sec. VI.

### III. LINEAR-RESPONSE THEORY OF THE MAGNETIC SPIN HALL EFFECT

The elements of the optical spin conductivity tensor read as [50]

$$\sigma_{\mu\nu}^{\gamma}(\omega) = \frac{1}{V} \int_0^{\infty} dt e^{i\omega t} \int_0^{\beta} d\kappa \langle J_{\nu} J_{\mu}^{\gamma}(t + i\hbar\kappa) \rangle \quad (3)$$

in Kubo linear-response theory [66,67].  $J_{\nu}$ ,  $J_{\mu}^{\gamma}$ ,  $\omega$ ,  $V$ , and  $\beta$  are the total charge and spin current operators, the frequency of  $\mathbf{E}(\omega)$ , the system’s volume, and the inverse temperature, respectively. The shape of  $\underline{\sigma}^{\gamma}$  was derived for all MLGs by symmetry arguments in Ref. [50]. However, such a superordinate symmetry approach neither provides insights into the character of the MSHE nor does it identify the MSHE contributions to the tensor elements. The latter requires to decompose  $\underline{\sigma}^{\gamma}$ .

#### A. Decomposition of the spin conductivity tensor

We work in the limit of noninteracting electrons described by the Hamiltonian

$$H = \sum_{\mathbf{k}} \Psi_{\mathbf{k}}^{\dagger} \underline{H}_{\mathbf{k}} \Psi_{\mathbf{k}} \quad (4)$$

in crystal momentum ( $\mathbf{k}$ ) representation.  $\Psi_{\mathbf{k}}^{\dagger}$  ( $\Psi_{\mathbf{k}}$ ) is a vector of electronic creation (annihilation) operators; its index runs over spin, orbitals, and basis lattice sites. The eigenenergies  $\varepsilon_{n\mathbf{k}}$  and

corresponding eigenvectors  $|n\rangle = |u_{nk}\rangle$ , which represent the lattice-periodic part of a Bloch wave function with band index  $n$ , are obtained from diagonalizing the Hamilton kernel  $\underline{H}_k$ .

The dc spin conductivity then reads as

$$\sigma_{\mu\nu}^{\gamma} \equiv \text{Re}\left[\lim_{\varpi \rightarrow 0} \sigma_{\mu\nu}^{\gamma}(\varpi)\right] = \sigma_{\mu\nu}^{\gamma,\text{odd}} + \sigma_{\mu\nu}^{\gamma,\text{even}}, \quad (5)$$

with the two contributions [45]

$$\sigma_{\mu\nu}^{\gamma,\text{odd}} = \frac{\hbar^2 \Gamma}{V} \sum_{n,m,k} \frac{f_{mk} - f_{nk}}{\varepsilon_{nk} - \varepsilon_{mk}} \frac{\text{Re}(\langle n | \underline{J}_{k,\mu}^{\gamma} | m \rangle \langle m | \underline{J}_{k,\nu} | n \rangle)}{(\varepsilon_{nk} - \varepsilon_{mk})^2 + (\hbar\Gamma)^2}, \quad (6a)$$

$$\sigma_{\mu\nu}^{\gamma,\text{even}} = -\frac{\hbar}{V} \sum_{n,m,k} (f_{mk} - f_{nk}) \frac{\text{Im}(\langle n | \underline{J}_{k,\mu}^{\gamma} | m \rangle \langle m | \underline{J}_{k,\nu} | n \rangle)}{(\varepsilon_{nk} - \varepsilon_{mk})^2 + (\hbar\Gamma)^2}. \quad (6b)$$

$f_{nk} = (e^{\beta(\varepsilon_{nk} - \varepsilon_F)} + 1)^{-1}$  is the Fermi distribution function with Fermi energy  $\varepsilon_F$ .  $\hbar\Gamma$  is an artificial spectral broadening and the total currents are decomposed into their Fourier kernels  $\underline{J}_{k,\mu}^{\gamma}$  and  $\underline{J}_{k,\nu} = -e v_{k,\nu} = -e \hbar^{-1} \partial \underline{H}_k / \partial k_{\nu}$  (in the  $\Psi_k$  basis), respectively, and  $e > 0$  is the elementary charge.

The superscripts of  $\sigma_{\mu\nu}^{\gamma,\text{odd}}$  and  $\sigma_{\mu\nu}^{\gamma,\text{even}}$  indicate their behavior under time reversal. We recall that spin (charge) current is time-reversal even (odd) and that the time reversal operator comprises complex conjugation [45]. The behavior under time reversal can be addressed by a reversal of the magnetic texture (a collection  $\{\mathbf{m}_i\}$  of magnetic moments):

$$\begin{aligned} \sigma_{\mu\nu}^{\gamma,\text{odd}}[\{\mathbf{m}_i\}] &= -\sigma_{\mu\nu}^{\gamma,\text{odd}}[-\{\mathbf{m}_i\}], \\ \sigma_{\mu\nu}^{\gamma,\text{even}}[\{\mathbf{m}_i\}] &= \sigma_{\mu\nu}^{\gamma,\text{even}}[-\{\mathbf{m}_i\}]. \end{aligned} \quad (7)$$

In an experiment, these contributions can be disentangled by measuring the spin accumulations brought about by the spin currents for both the original and the reversed texture.

Following up on Eq. (6a), a MSHE was identified by symmetry arguments for  $\text{Mn}_3X$  ( $X = \text{Sn, Ga, Ge}$ ) in Ref. [45] (see the first entry in the right column of Table I of that paper and consider  $\sigma_{xy}^x \neq \sigma_{yx}^x$ , which makes the antisymmetric part of  $\underline{\sigma}^x$  nonzero). The term MSHE was coined in Refs. [47,48], the latter of which reported on its experimental observation in  $\text{Mn}_3\text{Sn}$ .

In what follows, we concentrate on  $\sigma_{\mu\nu}^{\gamma,\text{odd}}$  because  $\sigma_{\mu\nu}^{\gamma,\text{even}}$  is related to the intrinsic SHE [24] which is of minor interest in this paper. We decompose  $\sigma_{\mu\nu}^{\gamma,\text{odd}}$  into intraband contributions ( $n = m$ )

$$\sigma_{\mu\nu,\text{intra}}^{\gamma,\text{odd}} = \frac{1}{\Gamma V} \sum_{n,k} \underline{J}_{nk,\mu}^{\gamma} \underline{J}_{nk,\nu} \left( -\frac{\partial f_{nk}}{\partial \varepsilon} \right) \quad (8)$$

and interband contributions given by Eq. (6a) with the sum restricted to  $n \neq m$ .  $\underline{J}_{nk,\mu}^{\gamma} \equiv \langle n | \underline{J}_{k,\mu}^{\gamma} | n \rangle$  is the spin and  $\underline{J}_{nk,\nu} \equiv -e \langle n | v_{k,\nu} | n \rangle = -e v_{nk,\nu}$  the charge current expectation value;  $v_{nk,\nu} = \hbar^{-1} \partial \varepsilon_{nk} / \partial k_{\nu}$  is the group velocity. We note in passing that Eq. (8) can also be derived within the semiclassical Boltzmann transport theory, assuming a constant relaxation time.

In the clean limit  $\Gamma \rightarrow 0$ ,  $\sigma_{\mu\nu,\text{intra}}^{\gamma,\text{odd}}$  diverges due to the  $\Gamma^{-1}$  factor while the interband contributions converge to zero if there are no band degeneracies. To see the latter, notice that

Eq. (6a) with  $m \neq n$  and  $\varepsilon_{nk} \neq \varepsilon_{mk}$  has the form of a nascent delta function

$$\lim_{\Gamma \rightarrow 0} \frac{\hbar\Gamma}{(\varepsilon_{nk} - \varepsilon_{mk})^2 + (\hbar\Gamma)^2} = \pi \delta(\varepsilon_{nk} - \varepsilon_{mk}) = 0.$$

Thus, as long as the ‘‘almost clean’’ limit is a good approximation, i.e.,  $\hbar\Gamma \ll |\varepsilon_{nk} - \varepsilon_{mk}|$ , the intraband contribution in Eq. (8) is the dominating contribution. From here on, we thus drop the interband contributions altogether. In the derivations and examples to follow, we also suppress the specifiers ‘‘odd’’ and ‘‘intra’’; we always refer to the time-reversal odd intraband contributions.

## B. Identification of the MSHE contributions

The antisymmetric part

$$\underline{\sigma}^{\gamma,(a)} \equiv \frac{\underline{\sigma}^{\gamma} - \underline{\sigma}^{\gamma,T}}{2} \quad (9)$$

of the time-odd spin conductivity tensor describes the MSHE. Since any antisymmetric matrix can be represented by a vector, we introduce the  $\gamma$ -spin MSHE vector as  $[\underline{\sigma}_{\text{MSHE}}^{\gamma}]_{\times} = \underline{\sigma}^{\gamma,(a)}$ , written compactly as [cf. Eq. (8)]

$$\underline{\sigma}_{\text{MSHE}}^{\gamma} \equiv \begin{pmatrix} \sigma_{yz}^{\gamma,(a)} \\ \sigma_{zx}^{\gamma,(a)} \\ \sigma_{xy}^{\gamma,(a)} \end{pmatrix} = \frac{1}{2\Gamma V} \sum_{n,k} \underline{J}_{nk}^{\gamma} \times \underline{J}_{nk} \left( -\frac{\partial f_{nk}}{\partial \varepsilon} \right). \quad (10)$$

At zero temperature,  $-\partial f_{nk} / \partial \varepsilon = \delta(\varepsilon_{nk} - \varepsilon_F)$  allows to replace the  $\mathbf{k}$  summation by an integral over the Fermi surface,

$$\underline{\sigma}_{\text{MSHE}}^{\gamma} = \frac{e}{2\hbar\Gamma(2\pi)^3} \sum_n \oint_{\varepsilon_n = \varepsilon_F} \hat{\mathbf{v}}_{nk} \times \underline{J}_{nk}^{\gamma} dS \quad (11)$$

( $\hat{\mathbf{v}}_{nk} = \mathbf{v}_{nk} / v_{nk}$  is the local normal of the Fermi surface). This integral measures the tangential vector flow of  $\underline{J}_{nk}^{\gamma}$  on the Fermi surface.  $\underline{\sigma}_{\text{MSHE}}^{\gamma}$  is nonzero if there is an integrated sense of rotation of the spin current about the Fermi surface.

Alternatively, we write Eq. (11) as a Fermi sea integral

$$\underline{\sigma}_{\text{MSHE}}^{\gamma} = \frac{e}{2\hbar\Gamma(2\pi)^3} \omega^{\gamma}(\varepsilon_F) \quad (12)$$

over the net spin current vorticity (SCV)

$$\omega^{\gamma}(\varepsilon_F) \equiv \sum_n \iiint_{\varepsilon_n \leq \varepsilon_F} \omega_{nk}^{\gamma} d^3k, \quad \omega_{nk}^{\gamma} \equiv \nabla_{\mathbf{k}} \times \underline{J}_{nk}^{\gamma}, \quad (13)$$

that is defined in analogy to the vorticity of a fluid [68].  $\omega_{nk}^{\gamma}$  describes the local rotation, shear, or curvature of  $\underline{J}_{nk}^{\gamma}$ . Figuratively speaking, the vorticity of a vector field is nonzero at those points at which a paddle wheel would start to rotate (note that integrals over fully occupied bands are zero, i.e., each band has a vanishing total SCV).

Equations (11)–(13) are our main findings. They show that a MSHE is a result of the spin current circulation about the Fermi surface [Eq. (11)] or, put differently, a result of a finite SCV in the Fermi sea [Eq. (12)].

For illustration, we stretch the analogy to fluid vortices and recall the time-reversal-asymmetric propagation of an acoustic wave through a fluid with a vortex [69], briefly presented in the Introduction. The broken TRS in magnets causes SCVs  $\omega^{\gamma}$  for each spin component  $\gamma = x, y, z$  in the

TABLE I. Symmetry analysis of the MSHE. The columns give magnetic Laue groups (MLGs), components of the spin current vorticity (SCV)  $\underline{\omega}$ , and elements of spin conductivity  $\underline{\sigma}^\gamma$  that are compatible with an MSHE.

MLG <sup>a</sup>	Admitted elements of SCV tensor $\underline{\omega}$			MSHE part of spin conductivity tensor $\underline{\sigma}^\gamma$		
	$\omega$	$\Omega$	$\underline{W}^b$	$\underline{\sigma}^{x,(a)}$	$\underline{\sigma}^{y,(a)}$	$\underline{\sigma}^{z,(a)}$
$\bar{1}$	$\omega$	$\Omega_x, \Omega_y, \Omega_z$	$W_x^x, W_y^y, W_z^z, W_x^y, W_x^z, W_y^x, W_y^z$	$\begin{pmatrix} 0 & \sigma_{xy}^x & \sigma_{xz}^x \\ -\sigma_{xy}^x & 0 & \sigma_{yz}^x \\ -\sigma_{xz}^x & -\sigma_{yz}^x & 0 \end{pmatrix}$	$\begin{pmatrix} 0 & \sigma_{xy}^y & \sigma_{yz}^y \\ -\sigma_{xy}^y & 0 & \sigma_{yz}^y \\ -\sigma_{xz}^y & -\sigma_{yz}^y & 0 \end{pmatrix}$	$\begin{pmatrix} 0 & \sigma_{xy}^z & \sigma_{xz}^z \\ -\sigma_{xy}^z & 0 & \sigma_{yz}^z \\ -\sigma_{xz}^z & -\sigma_{yz}^z & 0 \end{pmatrix}$
$2/m$	$\omega$	$\Omega_y$	$W_x^x, W_y^y, W_z^z, W_x^z$	$\begin{pmatrix} 0 & \sigma_{xy}^x & 0 \\ -\sigma_{xy}^x & 0 & \sigma_{yz}^x \\ 0 & -\sigma_{yz}^x & 0 \end{pmatrix}$	$\begin{pmatrix} 0 & 0 & \sigma_{xz}^y \\ 0 & 0 & 0 \\ -\sigma_{xz}^y & 0 & 0 \end{pmatrix}$	$\begin{pmatrix} 0 & \sigma_{xy}^z & 0 \\ -\sigma_{xy}^z & 0 & \sigma_{yz}^z \\ 0 & -\sigma_{yz}^z & 0 \end{pmatrix}$
$mmm$	$\omega$		$W_x^x, W_y^y, W_z^z$	$\begin{pmatrix} 0 & 0 & 0 \\ 0 & 0 & \sigma_{yz}^x \\ 0 & -\sigma_{yz}^x & 0 \end{pmatrix}$	$\begin{pmatrix} 0 & 0 & \sigma_{xz}^y \\ 0 & 0 & 0 \\ -\sigma_{xz}^y & 0 & 0 \end{pmatrix}$	$\begin{pmatrix} 0 & \sigma_{xy}^z & 0 \\ -\sigma_{xy}^z & 0 & 0 \\ 0 & 0 & 0 \end{pmatrix}$
$4/m$	$\omega$	$\Omega_z$	$W_x^x = W_y^y, W_z^z$	$\begin{pmatrix} 0 & 0 & \sigma_{xz}^x \\ 0 & 0 & \sigma_{yz}^x \\ -\sigma_{xz}^x & -\sigma_{yz}^x & 0 \end{pmatrix}$	$\begin{pmatrix} 0 & 0 & -\sigma_{yz}^y \\ 0 & 0 & \sigma_{xz}^y \\ \sigma_{yz}^y & -\sigma_{xz}^y & 0 \end{pmatrix}$	$\begin{pmatrix} 0 & \sigma_{xy}^z & 0 \\ -\sigma_{xy}^z & 0 & 0 \\ 0 & 0 & 0 \end{pmatrix}$
$6/m$				$\begin{pmatrix} 0 & 0 & 0 \\ 0 & 0 & \sigma_{yz}^x \\ 0 & -\sigma_{yz}^x & 0 \end{pmatrix}$	$\begin{pmatrix} 0 & 0 & -\sigma_{yz}^y \\ 0 & 0 & 0 \\ \sigma_{yz}^y & 0 & 0 \end{pmatrix}$	$\begin{pmatrix} 0 & \sigma_{xy}^z & 0 \\ -\sigma_{xy}^z & 0 & 0 \\ 0 & 0 & 0 \end{pmatrix}$
$\bar{3}$	$\omega$		$W_x^x = W_y^y, W_z^z$	$\begin{pmatrix} 0 & 0 & 0 \\ 0 & 0 & \sigma_{yz}^x \\ 0 & -\sigma_{yz}^x & 0 \end{pmatrix}$	$\begin{pmatrix} 0 & 0 & -\sigma_{yz}^y \\ 0 & 0 & 0 \\ \sigma_{yz}^y & 0 & 0 \end{pmatrix}$	$\begin{pmatrix} 0 & \sigma_{xy}^z & 0 \\ -\sigma_{xy}^z & 0 & 0 \\ 0 & 0 & 0 \end{pmatrix}$
$4/mmm$				$\begin{pmatrix} 0 & 0 & 0 \\ 0 & 0 & \sigma_{yz}^x \\ 0 & -\sigma_{yz}^x & 0 \end{pmatrix}$	$\begin{pmatrix} 0 & 0 & -\sigma_{yz}^y \\ 0 & 0 & 0 \\ \sigma_{yz}^y & 0 & 0 \end{pmatrix}$	$\begin{pmatrix} 0 & \sigma_{xy}^z & 0 \\ -\sigma_{xy}^z & 0 & 0 \\ 0 & 0 & 0 \end{pmatrix}$
$6/mmm$	$\omega$		$W_x^x = W_y^y, W_z^z$	$\begin{pmatrix} 0 & 0 & 0 \\ 0 & 0 & \sigma_{yz}^x \\ 0 & -\sigma_{yz}^x & 0 \end{pmatrix}$	$\begin{pmatrix} 0 & 0 & -\sigma_{yz}^y \\ 0 & 0 & 0 \\ \sigma_{yz}^y & 0 & 0 \end{pmatrix}$	$\begin{pmatrix} 0 & \sigma_{xy}^z & 0 \\ -\sigma_{xy}^z & 0 & 0 \\ 0 & 0 & 0 \end{pmatrix}$
$\bar{3}m$				$\begin{pmatrix} 0 & 0 & 0 \\ 0 & 0 & \sigma_{yz}^x \\ 0 & -\sigma_{yz}^x & 0 \end{pmatrix}$	$\begin{pmatrix} 0 & 0 & -\sigma_{yz}^y \\ 0 & 0 & 0 \\ \sigma_{yz}^y & 0 & 0 \end{pmatrix}$	$\begin{pmatrix} 0 & \sigma_{xy}^z & 0 \\ -\sigma_{xy}^z & 0 & 0 \\ 0 & 0 & 0 \end{pmatrix}$
$m\bar{3}$	$\omega$		$W_x^x = W_y^y = W_z^z$	$\begin{pmatrix} 0 & 0 & 0 \\ 0 & 0 & \sigma_{yz}^x \\ 0 & -\sigma_{yz}^x & 0 \end{pmatrix}$	$\begin{pmatrix} 0 & 0 & -\sigma_{yz}^y \\ 0 & 0 & 0 \\ \sigma_{yz}^y & 0 & 0 \end{pmatrix}$	$\begin{pmatrix} 0 & \sigma_{xy}^z & 0 \\ -\sigma_{xy}^z & 0 & 0 \\ 0 & 0 & 0 \end{pmatrix}$
$m\bar{3}m$				$\begin{pmatrix} 0 & 0 & 0 \\ 0 & 0 & \sigma_{yz}^x \\ 0 & -\sigma_{yz}^x & 0 \end{pmatrix}$	$\begin{pmatrix} 0 & 0 & -\sigma_{yz}^y \\ 0 & 0 & 0 \\ \sigma_{yz}^y & 0 & 0 \end{pmatrix}$	$\begin{pmatrix} 0 & \sigma_{xy}^z & 0 \\ -\sigma_{xy}^z & 0 & 0 \\ 0 & 0 & 0 \end{pmatrix}$
$2'/m'$		$\Omega_x, \Omega_z$	$W_x^y, W_y^z$	$\begin{pmatrix} 0 & 0 & \sigma_{xz}^x \\ 0 & 0 & 0 \\ -\sigma_{xz}^x & 0 & 0 \end{pmatrix}$	$\begin{pmatrix} 0 & \sigma_{xy}^y & 0 \\ -\sigma_{xy}^y & 0 & \sigma_{yz}^y \\ 0 & -\sigma_{yz}^y & 0 \end{pmatrix}$	$\begin{pmatrix} 0 & 0 & \sigma_{xz}^z \\ 0 & 0 & 0 \\ -\sigma_{xz}^z & 0 & 0 \end{pmatrix}$
$m'm'm$		$\Omega_z$	$W_x^y$	$\begin{pmatrix} 0 & 0 & \sigma_{xz}^x \\ 0 & 0 & 0 \\ -\sigma_{xz}^x & 0 & 0 \end{pmatrix}$	$\begin{pmatrix} 0 & 0 & 0 \\ 0 & 0 & \sigma_{yz}^y \\ 0 & -\sigma_{yz}^y & 0 \end{pmatrix}$	
$4'/m$			$W_x^y, W_x^x = -W_y^y$	$\begin{pmatrix} 0 & 0 & \sigma_{xz}^x \\ 0 & 0 & \sigma_{yz}^x \\ -\sigma_{xz}^x & -\sigma_{yz}^x & 0 \end{pmatrix}$	$\begin{pmatrix} 0 & 0 & \sigma_{yz}^y \\ 0 & 0 & -\sigma_{xz}^y \\ -\sigma_{yz}^y & \sigma_{xz}^y & 0 \end{pmatrix}$	
$4'/mm'm$			$W_x^y$	$\begin{pmatrix} 0 & 0 & \sigma_{xz}^x \\ 0 & 0 & 0 \\ -\sigma_{xz}^x & 0 & 0 \end{pmatrix}$	$\begin{pmatrix} 0 & 0 & 0 \\ 0 & 0 & -\sigma_{xz}^y \\ 0 & \sigma_{xz}^y & 0 \end{pmatrix}$	
$4/mn'm'$				$\begin{pmatrix} 0 & 0 & \sigma_{xz}^x \\ 0 & 0 & 0 \\ -\sigma_{xz}^x & 0 & 0 \end{pmatrix}$	$\begin{pmatrix} 0 & 0 & 0 \\ 0 & 0 & \sigma_{yz}^y \\ 0 & 0 & 0 \end{pmatrix}$	
$6/mn'm'$		$\Omega_z$		$\begin{pmatrix} 0 & 0 & \sigma_{xz}^x \\ 0 & 0 & 0 \\ -\sigma_{xz}^x & 0 & 0 \end{pmatrix}$	$\begin{pmatrix} 0 & 0 & \sigma_{yz}^y \\ 0 & 0 & \sigma_{xz}^y \\ 0 & -\sigma_{xz}^y & 0 \end{pmatrix}$	
$\bar{3}m'$				$\begin{pmatrix} 0 & 0 & \sigma_{xz}^x \\ 0 & 0 & 0 \\ -\sigma_{xz}^x & 0 & 0 \end{pmatrix}$	$\begin{pmatrix} 0 & 0 & 0 \\ 0 & 0 & \sigma_{yz}^y \\ 0 & -\sigma_{yz}^y & 0 \end{pmatrix}$	

<sup>a</sup>The MLGs  $\bar{1}1', 2/m1', mmm1', 4/m1', 6/m1', 4/mmm1', 6/mmm1', \bar{3}1', \bar{3}m1', m\bar{3}1'$ , and  $m\bar{3}m1'$  contain pure time-reversal symmetry and are incompatible with a spin current vorticity and, thus, a MSHE. The MLGs  $6'/m', 6'/m'mm'$ , and  $m\bar{3}m'$  are MSHE incompatible as well.

<sup>b</sup>Since  $\underline{W}$  is symmetric, admittance of  $W_i^j$  implies admittance of  $W_j^i$ .

Fermi sea, which is experienced by the  $\gamma$ -spin component of an electron's Bloch wave propagating through the crystal. A consequence is a Hall-type deflection within the plane normal to  $\omega^\gamma$  of that spin component. Time reversal is equivalent to inversion of the vortex's circulation direction ( $\omega^\gamma \rightarrow -\omega^\gamma$ ), which signifies the time-odd signature of the MSHE.

Considering reciprocal space, a simple picture may be helpful. In a two-dimensional crystal with a single Fermi line, the spin current vector field  $\mathbf{J}_k^\gamma$  may look as depicted in Fig. 2 (we suppressed the band index). The integral of the  $\mathbf{k}$ -dependent vorticity over the Fermi sea is proportional

to the magnetic spin Hall conductivity. In scenario (a),  $\mathbf{J}_k^\gamma$  is irrotational and, thus, has zero vorticity. In (b),  $\mathbf{J}_k^\gamma$  shows local vorticity that integrates to zero due to symmetry. And in (c), the Fermi surface cuts out a region with nonzero vorticity causing a MSHE. To check the behavior under time reversal, recall the mapping  $\mathbf{J}_k^\gamma$  to  $\mathbf{J}_{-k}^\gamma$ , which reverses the circulation direction.

One may discuss the effect in terms of a shift of the Fermi surface that is caused by the redistribution of electrons. An electric field  $\mathbf{E}$  along the  $-x$  direction produces a shift in positive  $k_x$  direction (accounting for the negative electron

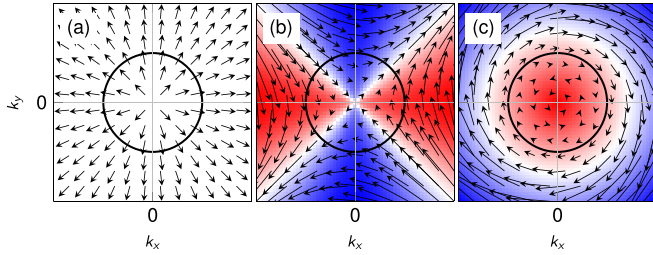


FIG. 2. Vorticities of spin current vector fields in reciprocal space. Red/white/blue color indicates positive/zero/blue vorticity in a region about the origin. The integral over the vorticity within the Fermi surface, indicated by black circles, is proportional to the magnetic spin Hall conductivity. (a) The irrotational source field has zero vorticity. (b) The quadrupolar field has locally nonzero vorticity but zero integral. (c) A general vortex with vorticity of varying sign.

charge). For the situation in Fig. 2(a), this displacement does not yield a transversal response since  $\langle \mathbf{j}^\gamma \rangle \parallel \hat{\mathbf{x}}$ . However, for Figs. 2(b) and 2(c)  $\langle \mathbf{j}^\gamma \rangle \parallel \hat{\mathbf{y}}$  and  $\langle \mathbf{j}^\gamma \rangle \parallel -\hat{\mathbf{y}}$ , respectively. If  $\mathbf{E}$  is along the  $-y$  direction (shift in positive  $k_y$  direction),  $\langle \mathbf{j}^\gamma \rangle \parallel \hat{\mathbf{x}}$  for both Figs. 2(b) and 2(c). Hence, only a finite SCV, as depicted in Fig. 2(c), fixes the sign of  $\langle \mathbf{j}^\gamma \rangle \times \mathbf{E}$ , thereby causing a nonzero antisymmetric part of  $\underline{\sigma}^\gamma$ , that is a MSHE. The scenario Fig. 2(b) gives rise to a symmetric part of  $\underline{\sigma}^\gamma$ , conceivably referred to as “planar magnetic spin Hall effect,” which is related to the quadrupole of the spin current expectation value in reciprocal space.

### C. Symmetry analysis

Although breaking of TRS is necessary for a nonzero local SCV  $\omega_{nk}^\gamma$ , it is not sufficient because symmetries of the magnetic crystal may render the SCV integral in Eq. (13) zero [cf. Fig. 2(b)]. In what follows, we derive which MLGs do or do not allow for a MSHE. The restriction to MLGs, instead to magnetic point groups, is feasible because  $\underline{\sigma}^\gamma$  is related to the correlation function of a spin current and a charge current [Eq. (3)]. Both currents change sign upon inversion; thus, the presence or absence of inversion symmetry does not impose restrictions on the shape of the spin conductivity tensor. One may then augment each magnetic point group with the element of space inversion to map it onto the set of MLGs. Recall that the considerably smaller number of MLGs facilitates the analysis. This argumentation is in line with Refs. [50,70–72]. We like to refer the reader to Ref. [50] for mappings of magnetic point groups onto MLGs.

We combine the three spin-dependent MSHE vectors of Eq. (12) to the MSHE tensor

$$\underline{\sigma}_{\text{MSHE}} \equiv (\underline{\sigma}_{\text{MSHE}}^x, \underline{\sigma}_{\text{MSHE}}^y, \underline{\sigma}_{\text{MSHE}}^z) \propto \underline{\omega} \equiv (\omega^x, \omega^y, \omega^z). \quad (14)$$

Equation (14) links the elements of  $\underline{\sigma}_{\text{MSHE}}$  to those of the SCV tensor  $\underline{\omega}$ , the latter itself constructed from the three spin current vorticity vectors given in Eq. (13) (argument  $\varepsilon_{\text{F}}$  suppressed).  $\underline{\omega}$  can be decomposed into three contributions:

$$\underline{\omega} = \omega \underline{I} + [\underline{\Omega}]_{\times} + \underline{W}, \quad (15)$$

that is a scalar  $\omega = \text{Tr}(\underline{\omega})/3$ , a vector  $[\underline{\Omega}]_{\times} = (\underline{\omega} - \underline{\omega}^T)/2$ , and a traceless symmetric tensor  $\underline{W} = (\underline{\omega} + \underline{\omega}^T)/2 - \omega \underline{I}$ , with

$\underline{I}$  the  $3 \times 3$  identity matrix. Recalling that  $\underline{\omega}$  is time-reversal odd but space-inversion even and calling to mind the transformation properties of electromagnetic multipoles [73], one finds that  $\omega$ ,  $\underline{\Omega}$ , and  $\underline{W}$  transform as a magnetic toroidal monopole (Jahn symbol  $a$ , Ref. [74]), a magnetic dipole ( $eaV$ ), and a magnetic toroidal quadrupole ( $a[V^2]$ ), respectively. Such a multipole decomposition is in line with Ref. [75] [cf. Eqs. (D20) and (D21) of that publication].

Utilizing the MTENSOR application [76] of the *Bilbao Crystallographic Server* [77–79], we identified all MLGs permitting these multipoles. By virtue of Eqs. (10) and (14) these results are carried forward to  $\underline{\sigma}_{\text{MSHE}}$  and  $\underline{\sigma}^{\gamma,(a)}$ ; a summary is given in Table I. The results of the symmetry analysis are not restricted to the intraband approximation (i.e., the interpretation in terms of SCVs) but apply to Eq. (6a) as well [one may consider the summand in Eq. (6a) as a generalization of the SCV to interband contributions]. We now list and discuss illustrative key findings.

(i) Any MLG that contains pure time reversal  $1'$  (reversal of the magnetic texture maps the crystal onto itself modulo a translation) is incompatible with a SCV and a MSHE because  $\omega$ ,  $\underline{\Omega}$ , and  $\underline{W}$  transform as magnetic multipoles.

(ii) The MLG  $m\bar{3}m$  of cubic systems does not allow for a magnetization ( $\underline{\Omega} = \mathbf{0}$ ) but for  $\omega$  and  $W_x^x = W_y^y = W_z^z$ , from which

$$\begin{aligned} \text{Eq. (15)} \quad \rightarrow \quad \omega_x^x &= \omega_y^y = \omega_z^z \xrightarrow{\text{Eq. (14)}} \sigma_{\text{MSHE},x}^x = \sigma_{\text{MSHE},y}^y = \sigma_{\text{MSHE},z}^z \\ \text{Eq. (10)} \quad \rightarrow \quad \sigma_{yz}^{x,(a)} &= \sigma_{zx}^{y,(a)} = \sigma_{xy}^{z,(a)} \end{aligned}$$

follows. MSHEs with mutually orthogonal spin, flow, and force directions are expected, a situation known from the SHE in nonmagnetic cubic materials. The SHE and MSHE can be disentangled by their opposite time-reversal signature which can be probed by a reversal of the magnetic texture [48].

(iii) The MLG  $4/m\bar{m}'m'$  admits of a magnetization  $\underline{\Omega} = (0, 0, \Omega_z)^T$ , but neither of  $\omega$  nor of  $\underline{W}$ . We find

$$\begin{aligned} W_x^y = 0, \quad \Omega_z \neq 0 \xrightarrow{\text{Eq. (15)}} \omega_x^y &= -\omega_y^x \xrightarrow{\text{Eqs. (14),(10)}} \\ \sigma_{yz}^{y,(a)} &= -\sigma_{zx}^{x,(a)}. \end{aligned}$$

In contrast to the AHE, for which a magnetization (along  $z$ ) causes transverse charge transport within a plane perpendicular to it ( $xy$  plane), the MSHE takes place in planes that contain the magnetization ( $xz$  and  $yz$  planes). Only the transported spin component has to be normal to the magnetization ( $x$  and  $y$ ). Moreover, it has to lie within the plane of transport. Thus, although tetragonal ferromagnets allow both for the AHE and the MSHE, the spin current attributed to the MSHE is a pure spin current because the AHE-induced current flows in a different plane. This scenario was outlined in Sec. II via Eq. (2).

(iv) A magnetic toroidal quadrupole  $\underline{W}$  also allows for the spin transport discussed in (iii). Consider the MLG  $4'/m\bar{m}'m$  that permits only a nonzero  $W_x^y$ , which translates to  $\sigma_{yz}^{y,(a)} = \sigma_{zx}^{x,(a)}$ . Compared to (iii), only the relation of the signs of nonzero components has changed. For a geometry as depicted in Fig. 1 (fourfold rotational axis aligned with the  $z$  direction), this reversed sign translates into a MSHE spin accumulation

with a polarization that alternates between pointing parallel and antiparallel to the surface normal.

(v) The MLG  $m'm'm$  combines the scenarios of (iii) and (iv):  $\Omega_z$ ,  $W_x^y$ ,  $\sigma_{yz}^{y,(a)}$ , and  $\sigma_{zx}^{x,(a)}$  may be nonzero but there is no additional symmetry-imposed relation between the latter two.

(vi) An MSHE has been experimentally established in the noncollinear antiferromagnet  $\text{Mn}_3\text{Sn}$  [48] that, depending on the spin orientation, belongs either to the MLG  $2'/m'$  or to  $2/m$ .<sup>1</sup> These are the same MLGs we shall discuss in the context of a magnetized Rashba electron gas with warping (Sec. IV B). Please note that the MLG  $2/m$  allows for  $\sigma_{xy}^z \neq 0$ , that is a MSHE in the  $xy$  plane with out-of-plane polarized spin currents (a geometry similar to the conventional SHE), whereas  $2'/m'$  does not. Thus, upon rotation of the coplanar magnetic texture of  $\text{Mn}_3\text{Sn}$ , one could switch the MLGs and thereby engineer the transport of out-of-plane polarized spins; this effect awaits experimental verification (the experimental setup in Ref. [48] was sensitive to in-plane spin polarizations).

#### IV. EXAMPLES

With the above results at hand, we now address selected examples for various MLGs. Section IV A focuses on minimal requirements for a MSHE and illustrates its interpretation in terms of spin current vorticities. In Sec. IV B we make contact with Rashba materials whose MLGs cover  $\text{Mn}_3\text{Sn}$ . Finally, we consider a magnetic spin Nernst effect in insulating materials (Sec. IV C).

##### A. Minimal requirements for a MSHE

According to the points (iii) and (iv) in Sec. III C, compatibility of a MLG with either a magnetization (e.g., MLG  $4/m'm'm'$ ) or a magnetic toroidal quadrupole (e.g., MLG  $4'/m'm'm$ ) suffices for a MSHE. To show explicitly the spin current vortex about the Fermi surface [in the sense of Eq. (11)], we consider the  $sd$  Hamiltonian

$$H = \sum_{(ij)} c_i^\dagger (t + i\alpha\boldsymbol{\tau} \cdot \hat{\mathbf{d}}_{ij}) c_j + J \sum_i c_i^\dagger (\boldsymbol{\tau} \cdot \hat{\mathbf{m}}_i) c_i \quad (16)$$

on the pyrochlore lattice [Fig. 3(a)] which consists of corner-sharing tetrahedra [80].  $c_i^\dagger$  ( $c_i$ ) creates (annihilates) an electron spinor at site  $i$ ,  $\boldsymbol{\tau}^T = (\boldsymbol{\tau}^x, \boldsymbol{\tau}^y, \boldsymbol{\tau}^z)$  is the vector of Pauli matrices. The hopping (with amplitude  $t$ ) of electrons is accompanied by a spin rotation due to SOC (with amplitude  $\alpha$ ). The unit vectors

$$\begin{aligned} \hat{\mathbf{d}}_{12} &= \frac{\sqrt{2}}{2} \begin{pmatrix} -1 \\ 0 \\ 1 \end{pmatrix}, & \hat{\mathbf{d}}_{13} &= \frac{\sqrt{2}}{2} \begin{pmatrix} 1 \\ -1 \\ 0 \end{pmatrix}, & \hat{\mathbf{d}}_{14} &= \frac{\sqrt{2}}{2} \begin{pmatrix} 0 \\ 1 \\ -1 \end{pmatrix}, \\ \hat{\mathbf{d}}_{23} &= \frac{\sqrt{2}}{2} \begin{pmatrix} 0 \\ 1 \\ 1 \end{pmatrix}, & \hat{\mathbf{d}}_{24} &= \frac{\sqrt{2}}{2} \begin{pmatrix} -1 \\ -1 \\ 0 \end{pmatrix}, & \hat{\mathbf{d}}_{34} &= \frac{\sqrt{2}}{2} \begin{pmatrix} 1 \\ 0 \\ 0 \end{pmatrix} \end{aligned} \quad (17)$$

<sup>1</sup>If the spin orientation breaks all crystal symmetries,  $\text{Mn}_3\text{Sn}$  belongs to the MLG  $\bar{1}$ , which is, however, unlikely in the absence of a magnetic field because of anisotropies along high-symmetry directions of the lattice.

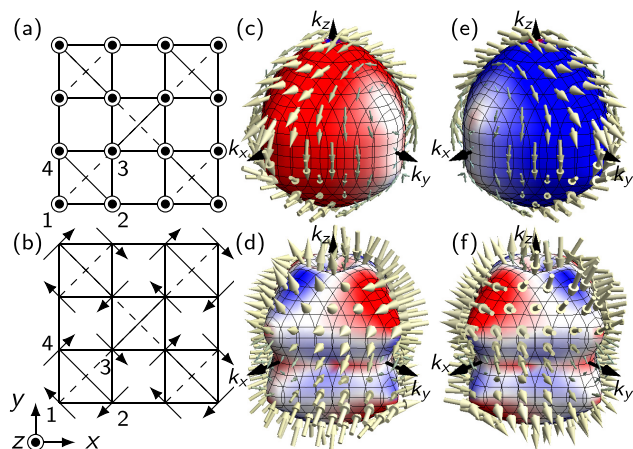


FIG. 3. MSHE in the pyrochlore lattice for (a) ferromagnetic (MLG  $4/m'm'm'$ ) and (b) antiferromagnetic textures (MLG  $4'/m'm'm$ ). The pyrochlore lattice is projected onto the  $xy$  plane, such that the tetrahedra appear as squares. (c) and (d) depict Fermi surfaces with arrows indicating  $\mathbf{J}_k^x$  and the color scale depicts the  $y$  component of  $\hat{\mathbf{v}}_k \times \mathbf{J}_k^x$  (blue/white/red indicates negative/zero/positive values; the value range is symmetric about zero). (e), (f) As (c) and (d) but for  $\mathbf{J}_k^y$  and the  $x$  component of  $\hat{\mathbf{v}}_k \times \mathbf{J}_k^y$ .

specify the directions of the effective SOC. Each of the  $\hat{\mathbf{d}}_{ij}$  is orthogonal to the  $i$ - $j$  bond and lies within a face of a cube that encloses a tetrahedron.  $\hat{\mathbf{d}}_{ij} = -\hat{\mathbf{d}}_{ji}$  implies  $\sum_{j=1}^4 \hat{\mathbf{d}}_{ij} = \mathbf{0}$  for each  $i = 1, \dots, 4$ .

Via Hund's coupling  $J$ , the electron spins are connected with the local magnetic moments  $\hat{\mathbf{m}}_i$  (black arrows in Fig. 3). The ferromagnetic texture in Fig. 3(a), with  $\hat{\mathbf{m}}_i = (0, 0, 1)^T$ , belongs to the MLG  $4/m'm'm'$ , while the antiferromagnetic texture in Fig. 3(b) belongs to  $4'/m'm'm$  (the notation of the MLGs matches that of the respective magnetic point groups):

$$\begin{aligned} \hat{\mathbf{m}}_1 &= \frac{\sqrt{2}}{2} \begin{pmatrix} -1 \\ 1 \\ 0 \end{pmatrix}, & \hat{\mathbf{m}}_2 &= \frac{\sqrt{2}}{2} \begin{pmatrix} -1 \\ -1 \\ 0 \end{pmatrix}, \\ \hat{\mathbf{m}}_3 &= \frac{\sqrt{2}}{2} \begin{pmatrix} 1 \\ -1 \\ 0 \end{pmatrix}, & \hat{\mathbf{m}}_4 &= \frac{\sqrt{2}}{2} \begin{pmatrix} 1 \\ 1 \\ 0 \end{pmatrix}. \end{aligned} \quad (18)$$

The latter MLG  $4'/m'm'm$  is compatible with a magnetic toroidal quadrupole ( $W_x^y \neq 0$ ), which is evident from the texture itself: the quadruple of spins labeled 1, 2, 3, 4 in Fig. 3(b) produces a toroidal dipole moment

$$\mathbf{T} \propto \sum_{i=1}^4 \mathbf{r}_i \times \hat{\mathbf{m}}_i, \quad (19)$$

in which coordinates  $\mathbf{r}_i$  are taken with respect to the tetrahedron's center of mass. We obtain  $\mathbf{T} = (0, 0, T_z)^T$  with  $T_z < 0$ , i.e., the toroidal dipole points into the paper plane. However, any neighboring tetrahedron features magnetic moments with an opposite circulation direction, giving rise to the opposite toroidal dipole moment ( $T_z > 0$ ). The regular array of alternating up- and down-pointing toroidal dipoles causes a zero net toroidal dipole (as expected for  $4'/m'm'm$  because the

Jahn symbol  $aV$  of  $T$ ) but a nonzero net magnetic toroidal quadrupole [81].

We have diagonalized the Hamiltonian (16) in reciprocal space. Since the magnetic unit cell contains the same number of sites as the structural unit cell, there are eight electronic bands (not shown). Figures 3(c)–3(f) show representative isoenergy cuts (Fermi surfaces) with the arrows depicting  $\mathbf{J}_k^x$  [in Figs. 3(c) and 3(d); band index suppressed] and  $\mathbf{J}_k^y$  [in Figs. 3(e) and 3(f)], respectively. The color scales visualize particular integrands in Eq. (11): the  $y$  component of  $\hat{\mathbf{v}}_k \times \mathbf{J}_k^x$  in Figs. 3(c) and 3(d) and the  $x$  component of  $\hat{\mathbf{v}}_k \times \mathbf{J}_k^y$  in Figs. 3(e) and 3(f). The spin current is defined as usual by  $\mathbf{J}_{k,\mu}^\gamma = \frac{1}{2} \{ \mathcal{S}^\gamma, \mathbf{v}_{k,\mu} \}$  ( $\mathcal{S}^\gamma$   $\gamma$ -spin operator).

The spin current circulation about the Fermi surface, that is the spin current vortex, is clearly identified in Figs. 3(c) and 3(e). The respective integrals

$$\sigma_{zx}^{x,(a)} \propto \sum_n \oint_{\varepsilon_n = \varepsilon_F} \hat{\mathbf{v}}_{nk} \times \mathbf{J}_{nk}^x \Big|_y dS \quad (20)$$

and

$$\sigma_{yz}^{y,(a)} \propto \sum_n \oint_{\varepsilon_n = \varepsilon_F} \hat{\mathbf{v}}_{nk} \times \mathbf{J}_{nk}^y \Big|_x dS \quad (21)$$

are nonzero [either red, Fig. 3(c), or blue color, Fig. 3(e), dominates]. Due to the symmetry of the value range, one finds

$$-\sigma_{zx}^{x,(a)} = \sigma_{xz}^{x,(a)} = \sigma_{yz}^{y,(a)}, \quad (22)$$

as was confirmed numerically. These findings agree fully with point (iii) of Sec. III C and with the  $4/mm'm'$  row of Table I.

A similar, albeit less striking, observation can be made for Figs. 3(d) and 3(f). Red dominates slightly over blue in both cases, visualizing nonzero integrals for  $\sigma_{zx}^x$  and  $\sigma_{yz}^y$ . In accordance with point (iv) of Sec. III C and the entry for  $4'/mm'm$  in Table I,

$$\sigma_{zx}^{x,(a)} = -\sigma_{xz}^{x,(a)} = \sigma_{yz}^{y,(a)} \quad (23)$$

holds.

For all other components of  $\hat{\mathbf{v}}_k \times \mathbf{J}_k^\gamma$  that are not shown in Fig. 3, the color distribution on the Fermi surface (blue and red appear equally) indicate magnetic spin Hall conductivities of zero, in agreement with Table I.

## B. MSHE in Rashba materials

For the three-dimensional models addressed in the preceding section, we concentrated on the spin current circulation about the Fermi surface. Similar conclusions can be drawn from calculated SCVs which one could represent as “vortex lines” of the field  $\mathbf{J}_k^\gamma$ . Since this makes for hardly interpretable three-dimensional pictures, we focus now on a two-dimensional model for which the SCV is clearly identified.

### 1. Magnetized Rashba model and its band structure

Recent progress on magnetism in two-dimensional electron gases motivates to demonstrate the existence of SCVs in

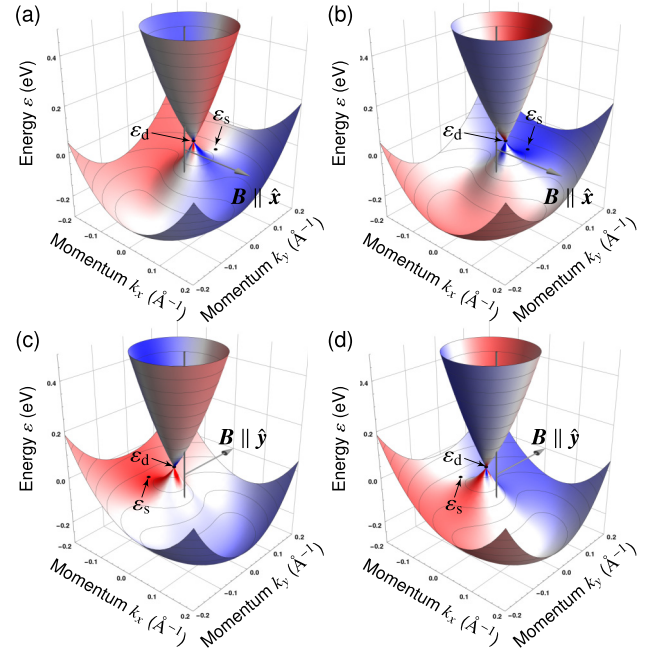


FIG. 4. Two-dimensional electron gas with Rashba SOC and in-plane magnetic field along  $x$  [(a) and (b)] or  $y$  [(c) and (d)].  $\varepsilon_d$  and  $\varepsilon_s$  are the energy of the degeneracy point and of the saddle point. The color scales represent spin current vorticities  $\omega_{k,z}^x$  [(a) and (c)] and  $\omega_{k,z}^y$  [(b) and (d)]; blue/white/red color indicates negative/zero/positive values]. For details, see text.

an in-plane magnetized Rashba model with Hamiltonian

$$\underline{H} = \underbrace{\frac{\hbar^2 k^2}{2m} + \alpha_R (k_x \underline{\tau}^y - k_y \underline{\tau}^x)}_{\underline{H}_R} + \underbrace{\mu_B \mathbf{B} \cdot \boldsymbol{\tau}}_{\underline{H}_{ze}} \quad (24)$$

( $\underline{\tau}^i$  Pauli matrices,  $m$  effective mass, and  $\alpha_R$  Rashba parameter); hexagonal warping is accounted for later. The continuous rotational symmetry of  $\underline{H}_R$  is broken by an in-plane exchange field  $\mathbf{B} = (B_x, B_y, 0)^T$  ( $\mu_B$  Bohr’s magneton). The set of parameters ( $m = 0.32 m_e$ ,  $\alpha_R = 2.95 \text{ eV } \text{Å}$ , with  $m_e$  electron mass) corresponds to those of the ordered  $(\sqrt{3} \times \sqrt{3})R30^\circ$  Bi/Ag(111) surface alloy [83–86]; we set  $\mu_B B = 0.1 \text{ eV}$ .

For  $\mathbf{B}$  in the  $x$  direction, the two bands are degenerate at a point on the  $k_y$  axis [Figs. 4(a) and 4(b); at energy  $\varepsilon_d$ ]; likewise for  $\mathbf{B}$  along  $y$ , the bands are degenerate at a point on the  $k_x$  axis [Figs. 4(c) and 4(d)]. On top of that, the lower band has a saddle point at energy  $\varepsilon_s$ . Overall, the band structure merely exhibits a  $k_x \rightarrow -k_x$  [Figs. 4(a) and 4(b)] or a  $k_y \rightarrow -k_y$  symmetry [Figs. 4(c) and 4(d)], rendering isoenergy lines anisotropic.

### 2. Symmetries, spin current vorticities, and spin conductivity

With  $\mathbf{B}$  in the  $x$  direction ( $y$  direction), the model shows nonzero  $\Omega_x$  ( $\Omega_y$ ), and, thus, nonzero  $\sigma_{xy}^{y,(a)}$  ( $\sigma_{xy}^{x,(a)}$ ). Recall that transport takes place in a plane containing the magnetization and that the transported spin component is orthogonal to the magnetization. Since we focus on transport in the  $xy$  plane, we consider neither  $\sigma_{xz}^{z,(a)}$  nor  $\sigma_{yz}^{z,(a)}$  although allowed by  $\Omega_x$  or  $\Omega_y$ .



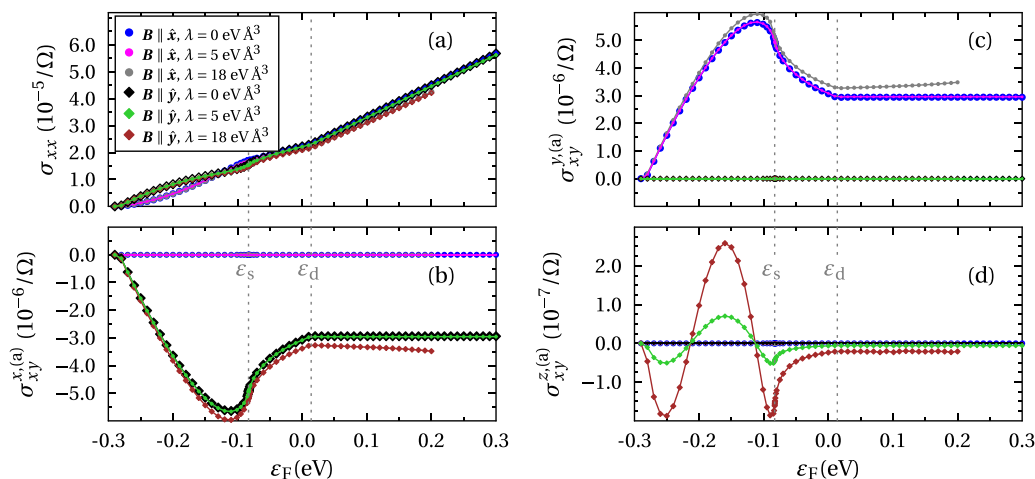


FIG. 5. Charge conductivity [(a)] and MSHE [(b)–(d)] in a Rashba system with in-plane magnetic field  $\mathbf{B}$  and hexagonal warping. Model parameters as for Fig. 4, except for the warping strength  $\lambda = 18 \text{ eV \AA}^3$ . The constant relaxation time is  $(2\Gamma)^{-1} = 26 \text{ fs}$  [82]. For  $\lambda = 18 \text{ eV \AA}^3$ , the model is applicable only for  $\varepsilon < 0.2 \text{ eV}$ . For comparison, systems without ( $\lambda = 0$ ) and with reduced warping ( $\lambda = 5 \text{ eV \AA}^3$ ) are considered. Circles (squares) for  $\mathbf{B} \parallel \hat{x}$  ( $\mathbf{B} \parallel \hat{y}$ );  $\sigma_{xy}^{y,(a)}$  multiplied by  $\frac{2\varepsilon}{\hbar}$  to better compare with the charge conductivity.

The momentum-resolved SCVs, shown by color in Fig. 4, exhibit a band antisymmetry  $\omega_{1,k,z}^x = -\omega_{2,k,z}^x$  and  $\omega_{1,k,z}^y = -\omega_{2,k,z}^y$  (1 and 2 band indices). Moreover, the SCVs exhibit the following reflection (anti)symmetries:

$$\mathbf{B} \parallel \hat{x} : \omega_{n,k_x,k_y,z}^x = -\omega_{n,-k_x,k_y,z}^x, \quad \omega_{n,k_x,k_y,z}^y = \omega_{n,-k_x,k_y,z}^y, \quad (25a)$$

$$\mathbf{B} \parallel \hat{y} : \omega_{n,k_x,k_y,z}^x = \omega_{n,k_x,-k_y,z}^x, \quad \omega_{n,k_x,k_y,z}^y = -\omega_{n,k_x,-k_y,z}^y. \quad (25b)$$

Even without explicit calculations one verifies that any Fermi sea integral over  $\omega_{k,z}^x$  for  $\mathbf{B} \parallel \hat{x}$  [Fig. 4(a)] or  $\omega_{k,z}^y$  for  $\mathbf{B} \parallel \hat{y}$  [Fig. 4(d)] equals zero due to these antisymmetries. Equation (12) gives  $\sigma_{xy}^{x,(a)} = 0$  for  $\mathbf{B} \parallel \hat{x}$  and  $\sigma_{xy}^{y,(a)} = 0$  for  $\mathbf{B} \parallel \hat{y}$ . In contrast, the integrals over  $\omega_{k,z}^y$  for  $\mathbf{B} \parallel \hat{x}$  (b) or  $\omega_{k,z}^x$  for  $\mathbf{B} \parallel \hat{y}$  (c) are nonzero, as becomes especially plausible for low energies, at which only red [Fig. 4(b)] or blue [Fig. 4(c)] shows up.

For a quantitative analysis, we address the energy dependence of the magnetic spin Hall conductivity. To calculate the transport properties, we use the constant relaxation time  $\tau = 26 \text{ fs}$  [82], corresponding to a lifetime broadening of  $\hbar\Gamma = \hbar/(2\tau) \approx 12.7 \text{ meV}$ . For  $|\varepsilon_F| > 50 \text{ meV}$ , one finds that  $\hbar\Gamma$  is approximately one order of magnitude smaller than  $|\varepsilon_2 - \varepsilon_1|$ , which renders interband contributions negligible, according to the discussion in Sec. III A. (For  $|\varepsilon_F| < 50 \text{ meV}$  and, in particular, in the immediate energetic vicinity to the band degeneracy at  $\varepsilon_d$ , a renormalization of the results obtained within spin current vorticity approximation is expected on the contrary.)

First, we recall the energy dependence of the charge conductivity  $\sigma_{xx}$ , as shown in Fig. 5(a). For low Fermi energies  $\varepsilon_F$ , the direction of the magnetic field strongly affects the shape of the isoenergy lines, leading to different  $\sigma_{xx}$  for  $\mathbf{B} \parallel \hat{x}$  and  $\mathbf{B} \parallel \hat{y}$ , respectively [compare blue and black symbols in Fig. 5(a)]. At higher energies SOC dominates over exchange and, thus, the shape of the isoenergy lines depends marginally

on the direction of  $\mathbf{B}$ : there is barely a difference in  $\sigma_{xx}$  for  $\mathbf{B} \parallel \hat{x}$  and  $\mathbf{B} \parallel \hat{y}$ .

For understanding better the energy dependence of the MSHE depicted in Figs. 5(b)–5(d), we inspect the SCVs  $\omega_{k,z}^x$ ,  $\omega_{k,z}^y$ , and  $\omega_{k,z}^z$  for  $\mathbf{B} \parallel \hat{x}$  and  $\mathbf{B} \parallel \hat{y}$ , respectively (Figs. 6 and 7). As expected,  $\sigma_{xy}^{x,(a)}$  ( $\sigma_{xy}^{y,(a)}$ ) vanishes for  $B_y = 0$  ( $B_x = 0$ ), which is illustrated in Fig. 6(a) [Fig. 7(b)]: the contributions from Fermi sea regions with positive and negative SCV cancel. In contrast, a finite conductivity  $\sigma_{xy}^{y,(a)}$  ( $\sigma_{xy}^{x,(a)}$ ) occurs due to incomplete cancellation [Figs. 6(b) and 7(a)].

As sketched in Fig. 4, the bands are degenerate at  $\varepsilon_d \approx 8 \text{ meV}$ . For Fermi levels below the degeneracy, only the lower band is occupied. Increasing the Fermi level from the band edge, the absolute value of  $\sigma_{xy}^{y,(a)}$  ( $\sigma_{xy}^{x,(a)}$ ) increases [cf.

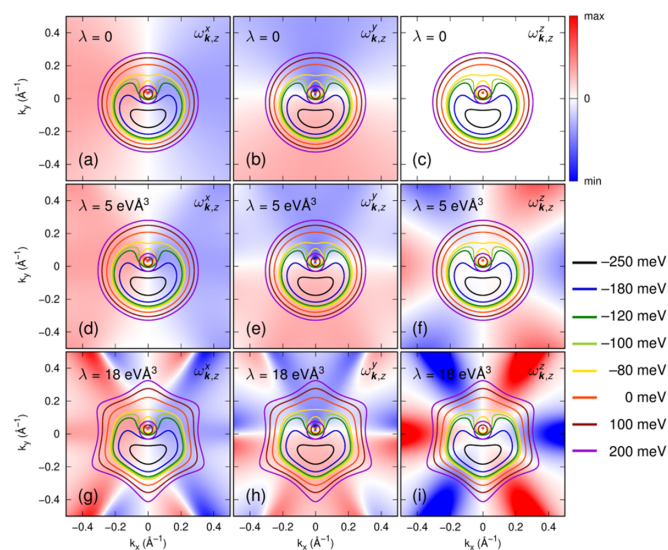
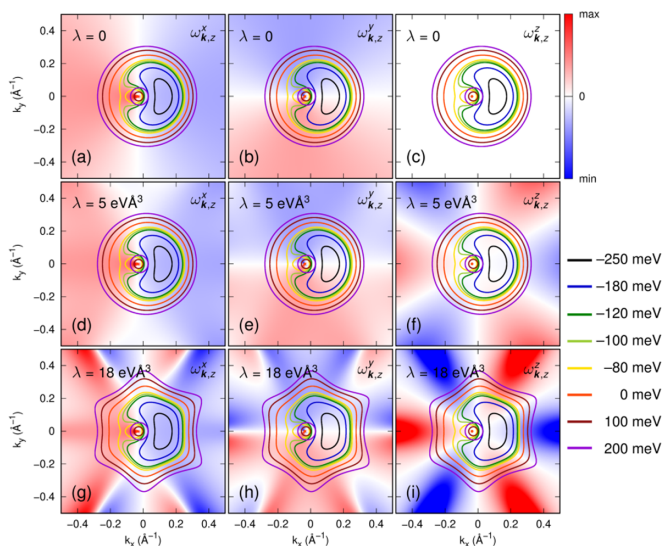


FIG. 6. Spin current vorticity (red/blue color scale) and isoenergy lines (colored lines) of the lower band of Rashba systems with and without hexagonal warping in the presence of an in-plane magnetic field  $\mathbf{B} \parallel \hat{x}$ . Model parameters as in Fig. 5.

FIG. 7. As Fig. 6 but for  $\mathbf{B} \parallel \hat{y}$ .

Figs. 5(c) and 5(b)] due to the growing number of states contributing to the MSHE (cf. black, blue, and green Fermi lines in Figs. 6 or 7).

Around the saddle point at  $\varepsilon_s \approx -83$  meV the SCV changes sign and the states contribute oppositely to the magnetic spin Hall conductivity, leading to an extremum of  $\sigma_{xy}^{y,(a)}$  ( $\sigma_{xy}^{x,(a)}$ ) close to  $\varepsilon_s$ .

Above  $\varepsilon_d$ , both bands are occupied (in Figs. 6 and 7, the inner isoenergy line corresponds to the upper band, the outer to the lower band). Only the SCV of the lower band is shown, but the upper band's SCV differs from that of the lower band only by sign. Thus, regions in  $\mathbf{k}$  space in which both bands are occupied do not contribute to  $\sigma_{xy}^{y,(a)}$ . With increasing  $\varepsilon_F$  the additional contribution of the lower band's states to the MSHE is compensated by the states in the upper band, thus,  $\sigma_{xy}^{y,(a)}$  and  $\sigma_{xy}^{x,(a)}$  are almost independent of  $\varepsilon_F$ .

The magnetic spin Hall angle, defined as  $\alpha_{\text{SH}}^y = \frac{2e}{\hbar} \times 2\sigma_{xy}^{y,(a)} / (\sigma_{xx} + \sigma_{yy})$ , is sizable (up to 70%) near the band edge and decreases for larger  $\varepsilon_F$ . Above  $\varepsilon_d$ , it is in the order of 10%, which may be considered substantial. Its energy dependence is dominated by the almost linear energy dependence of the charge conductivity.

### 3. Effect of hexagonal warping

To come closer to realistic materials, a hexagonal warping term

$$\underline{H}_w = \frac{i\lambda}{2} (k_+^3 - k_-^3) \underline{\tau}^z, \quad k_{\pm} = k_x \pm ik_y, \quad (26)$$

is added to the Hamiltonian (24). For  $(\sqrt{3} \times \sqrt{3})R30^\circ$  Bi/Ag(111), the strength of the warping is  $\lambda = 18$  eV  $\text{\AA}^3$  [86]. Similar to the exchange field,  $\underline{H}_w$  breaks the continuous rotation symmetry of  $\underline{H}_R$ , leaving the  $xz$  plane as a mirror plane.

For  $\mathbf{B} \parallel \hat{y}$  this mirror plane is retained (MLG 2/ $m$ ; Table I). Since  $\underline{H}_w$  introduces a spin- $z$  component [notice  $\underline{\tau}^z$  in Eq. (26)], we expect nonzero  $\sigma_{xy}^{z,(a)}$  [associated with  $W_z^z$ , as explained in (ii); cf. Figs. 5(b) and 5(d)]. For weak

warping ( $\lambda = 5$  eV  $\text{\AA}^3$ ), the band structure as well as the SCV  $\omega_{k,z}^x$  appear mildly affected by the additional SOC [Fig. 7(d)]. Thus,  $\sigma_{xy}^{x,(a)}$  is weakly influenced by warping. However, a finite spin current vorticity  $\omega_{k,z}^z$  gives rise to a nonzero  $\sigma_{xy}^{z,(a)}$ . The sign changes of  $\sigma_{xy}^{z,(a)}$  for  $\varepsilon_F < \varepsilon_s$  are due the anisotropy of the Fermi lines and the alternating sign of  $\omega_{k,z}^z$  in reciprocal space [Figs. 7(f) and 7(i)].

For stronger warping ( $\lambda = 18$  eV  $\text{\AA}^3$ ), the energy dispersion and  $\omega_{k,z}^x$  are remarkably modified, which leads to a slightly enhanced MSH conductivity  $\sigma_{xy}^{x,(a)}$  at any  $\varepsilon_F$ . Furthermore, the absolute value of  $\sigma_{xy}^{z,(a)}$  is increased.

$\mathbf{B} \parallel \hat{x}$  renders the  $xz$  plane a time-reversal mirror plane (MLG 2'/ $m'$ ; Table I). Instead of  $\sigma_{xy}^{x,(a)}$  and  $\sigma_{xy}^{z,(a)}$ , only  $\sigma_{xy}^{y,(a)}$  is now nonzero [Fig. 5(b)], and its energy dependence is equivalent to that of  $\sigma_{xy}^{x,(a)}$  for  $\mathbf{B} \parallel \hat{y}$ . Note in particular that Figs. 6(f) and 6(i) demonstrate that the Fermi sea integral over  $\omega_{k,z}^z$  vanishes for symmetry reasons.

### 4. Concluding remarks and applicability to real materials

To conclude, in-plane magnetized Rashba 2DEGs exhibit a MSHE with in-plane polarized spin current ( $\sigma_{xy}^{x,(a)}$  and  $\sigma_{xy}^{y,(a)}$ ) if warping is negligibly small. By rotating the in-plane  $\mathbf{B}$  field, the transported spin components can be manipulated. On top of that, the interplay of warping and the direction of  $\mathbf{B}$  allows for nonzero  $\sigma_{xy}^{z,(a)}$ , thereby causing out-of-plane polarized spin accumulations at the edges of the sample (similar to the conventional SHE). Upon continuous rotation of  $\mathbf{B}$ , the magnetic spin Hall conductivity  $\sigma_{xy}^{z,(a)}$  alternates from positive ( $\mathbf{B} \parallel \hat{y}$ ) via zero ( $\mathbf{B} \parallel \pm \hat{x}$ ) to negative ( $\mathbf{B} \parallel -\hat{y}$ ) values.

A similar effect is expected for the warped topological Dirac surface states in Sn-doped  $\text{Bi}_2\text{Te}_3$  [64]; the exchange field could be induced by proximity to a ferromagnetic insulator [65], a strategy giving rise to an AHE [87]. Another example is the noncollinear antiferromagnet  $\text{Mn}_3\text{Sn}$  with spin textures as shown in Figs. 8(a) and 8(d). While the manipulation of in-plane polarized MSHE spin currents by an in-plane field has been successfully demonstrated in Ref. [48], the manipulation of the out-of-plane polarized MSHE awaits its experimental confirmation.

The Rashba model for a 2DEG is easily extended to three dimensions, in order to cover multiferroic Rashba semiconductors with bulk Rashba SOC, an example being the material (GeMn)Te [88–90]. In equilibrium, the magnetization of (GeMn)Te is parallel to the direction of the ferroelectric polarization [88]; it is conceivable that an in-plane field causes considerable in-plane canting and a MSHE.

### C. Magnetic spin Nernst effect

The symmetry considerations of Sec. III C apply also to the magnetic spin Nernst effect (MSNE) ( $j^y = \alpha^y (-\nabla T) (\nabla T)$  temperature gradient) which is determined by the antisymmetric part of the magnetothermal conductivity  $\underline{\alpha}^y$ . Within linear-response theory

$$\alpha_{\mu\nu}^y(\varpi) = \frac{1}{TV} \int_0^\infty dt e^{i\varpi t} \int_0^\beta d\kappa \langle Q_\nu J_\mu^y(t + i\hbar\kappa) \rangle + \tilde{\alpha}_{\mu\nu}^y(\varpi) \quad (27)$$

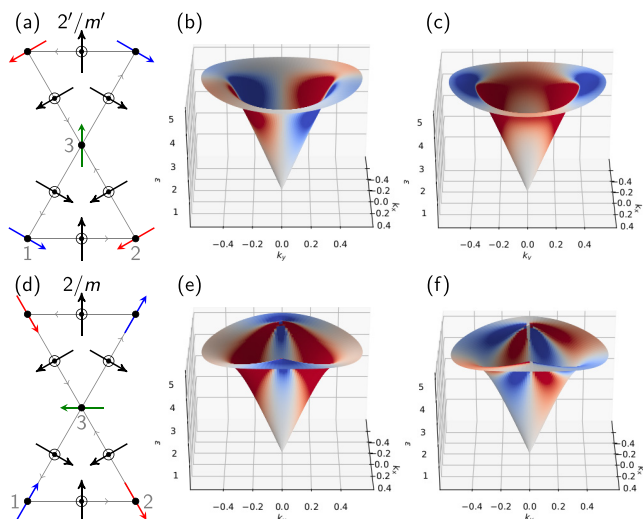


FIG. 8. Magnon SCVs for two antiferromagnetic textures on the kagome lattice. Top row: MLG  $2'/m'$ . (a) Colored arrows at the vertices and black arrows at the bond centers indicate the spin texture and the DMI vectors for counterclockwise circulation, respectively. (b), (c) Dispersion relation of the lowest band in the vicinity of the Brillouin zone center. Color scales indicate the value of the SCVs (b)  $\omega_{k,z}^x$  and (c)  $\omega_{k,z}^y$  (red/white/blue stands for positive/zero/negative SCV). Bottom row: as top row but for the MLG  $2/m$ . (e), (f) Depict  $\omega_{k,z}^x$  and  $\omega_{k,z}^y$ , respectively.

( $Q_v$  total heat current) [91].  $\tilde{\alpha}_{\mu\nu}^{\gamma}(\omega)$  accounts for circulating equilibrium currents that do not contribute to transport [92]. As far as the intraband contribution is concerned, we write

$$\alpha_{\mu\nu,\text{intra}}^{\gamma,\text{odd}} = \frac{1}{\Gamma T V} \sum_{n,k} J_{nk,\mu}^{\gamma} Q_{nk,\nu} \left( -\frac{\partial f_{nk}}{\partial \varepsilon} \right) \quad (28)$$

and derive the MSNE vector

$$\begin{aligned} \alpha_{\text{MSNE}}^{\gamma} &\equiv \frac{1}{2\Gamma T V} \sum_{n,k} J_{nk}^{\gamma} \times Q_{nk} \left( -\frac{\partial f_{nk}}{\partial \varepsilon} \right) \\ &= -\frac{1}{2\hbar\Gamma T (2\pi)^3} \sum_n \int_{-\infty}^{\infty} d\varepsilon (\varepsilon - \mu) \omega^{\gamma}(\varepsilon) \left( -\frac{\partial f_{nk}}{\partial \varepsilon} \right) \end{aligned} \quad (29)$$

using  $Q_{nk} = (\varepsilon_{nk} - \mu) \mathbf{v}_{nk}$ , with chemical potential  $\mu$ . The SCV  $\omega^{\gamma}(\varepsilon)$  at energy  $\varepsilon$  is obtained from Eq. (13) by replacing  $\varepsilon_F$  by  $\varepsilon$ . Overall,  $\alpha_{\text{MSNE}}^{\gamma}$  and  $\sigma_{\text{MSHE}}^{\gamma}$  obey the Mott relation

$$\alpha_{\text{MSNE}}^{\gamma} = -\frac{1}{T} \int_{-\infty}^{\infty} d\varepsilon \left( -\frac{\partial f_{nk}}{\partial \varepsilon} \right) \frac{\varepsilon - \mu}{e} \sigma_{\text{MSHE}}^{\gamma}(T = 0, \varepsilon). \quad (30)$$

Thus, the symmetry restrictions on  $\sigma_{\text{MSHE}}^{\gamma}$  also apply to  $\alpha_{\text{MSNE}}^{\gamma}$  and, in particular, the MSNE is also related to the SCV. Consequently, a nonzero MSHE implies a nonzero MSNE.

We now demonstrate the MSNE in magnetic insulators in which  $\nabla_v T$  causes magnonic spin currents. Although the Fermi-Dirac distribution  $f_{nk}$  in Eq. (30) has to be replaced by the Bose-Einstein distribution  $\rho_{nk} = (e^{\beta\varepsilon_{nk}} - 1)^{-1}$ , the chemical potential has to be set to zero, and the charge current in

the definition of  $\sigma_{\text{MSHE}}^{\gamma}$  needs to be replaced by a particle current to obtain correct units, the connection to the SCV remains. Thus, our aim is to show explicitly the existence of a magnonic SCV.

Inspired by the antiferromagnetic magnetic texture of the kagome-lattice compound  $\text{Mn}_3\text{Sn}$ , for which a MSHE was demonstrated in Ref. [48], we consider the spin-wave excitations of this texture. Assuming that the kagome plane is not a mirror plane of a surrounding crystal, a minimal spin Hamiltonian reads as [93]

$$H = \frac{1}{2\hbar^2} \sum_{(i,j)} (J S_i \cdot S_j + D_{\parallel} \hat{\mathbf{d}}_{ij} \cdot S_i \times S_j + D_z \hat{\mathbf{z}}_{ij} \cdot S_i \times S_j). \quad (31)$$

$J > 0$  and  $D_{\parallel}$  parametrize the antiferromagnetic exchange and the in-plane Dzyaloshinskii-Moriya interaction [DMI; the unit vectors  $\hat{\mathbf{d}}_{ij}$  are depicted in Fig. 8(a)], respectively.  $D_z > 0$  is the strength of out-of-plane DMI, with  $\hat{\mathbf{z}}_{ij} = \pm \hat{\mathbf{z}}$ ; the upper (lower) sign is for (anti)cyclic indices  $ij$ .

The out-of-plane DMI  $D_z > 0$  prefers the coplanar magnetic texture of Fig. 8(a) as the classical ground state over the coplanar all-in-all-out configuration (our sign convention is opposite to that in Ref. [93]). The corresponding classical ground-state energy is independent of  $D_{\parallel}$  as long as  $|D_{\parallel}/D_z|$  is smaller than a critical value (otherwise a canted all-in-all-out texture becomes the energetic minimum [93]). The irrelevance of  $D_{\parallel}$  as far as the classical energy is concerned imposes an accidental rotational degeneracy: the spins can be rotated about the  $z$  axis without a classical energy penalty, in particular by  $\pi/2$  [Fig. 8(d)]. Since the two textures belong to different magnetic point groups, Fig. 8(a)  $2'/m'$  and Fig. 8(d)  $2/m$ , there seems to be a ‘‘classical’’ ambiguity concerning spin transport. This ambiguity is lifted upon performing linear spin-wave theory about the two classical magnetic ground states. Following Ref. [94], we find that the order-by-quantum-disorder mechanism (harmonic zero-point fluctuations contribute to the ground-state energy) prefers texture Fig. 8(a) over Fig. 8(d). Nonetheless, it is instructive to study the SCV for both textures to appreciate the effect of magnetic point-group symmetries (details of the linear spin wave theory calculation are given in the Appendix).

We concentrate on low energies because these are most relevant when accounting for thermal occupation (Bose-Einstein distribution). The SCVs  $\omega_{k,z}^x$  and  $\omega_{k,z}^y$  of the lowest magnon band in the vicinity of the Brillouin zone center are given for the MLG  $2'/m'$  in Figs. 8(b) and 8(e) as well as for the MLG  $2/m$  in Figs. 8(c) and 8(f).

Inspection of Figs. 8(b) and 8(f) tells that for each state  $\mathbf{k}$  there is a state  $\mathbf{k}'$  with the same energy but with opposite SCV ( $\varepsilon_{1,\mathbf{k}} = \varepsilon_{1,\mathbf{k}'}$ ,  $\omega_{1,\mathbf{k},z}^x = -\omega_{1,\mathbf{k}',z}^x$ ), a symmetry also found in the Rashba model (Sec. IV B). Irrespective of the distribution function, the local contributions to the integrated  $\omega_z^{\gamma}(\varepsilon)$  [Eq. (29)] cancel out:  $\alpha_{xy}^{x,(a)} = 0$  for the  $2'/m'$  texture and  $\alpha_{xy}^{y,(a)} = 0$  for the  $2/m$  texture. In contrast, the SCVs in Figs. 8(c) and 8(e) do not exhibit such an antisymmetry and thus have nonzero integral:  $\alpha_{xy}^{y,(a)} \neq 0$  for the  $2'/m'$  texture and  $\alpha_{xy}^{x,(a)} \neq 0$  for the  $2/m$  texture. These findings agree with

the  $2 \times 2$   $xy$  subensors of  $\underline{\sigma}^{x,(a)}$  and  $\underline{\sigma}^{y,(a)}$  for both MLGs (Table I):

$$\underline{\alpha}_{2'/m'}^{x,(a)} = \begin{pmatrix} 0 & 0 \\ 0 & 0 \end{pmatrix} \text{ and } \underline{\alpha}_{2'/m'}^{y,(a)} = \begin{pmatrix} 0 & \alpha_{xy}^y \\ -\alpha_{xy}^y & 0 \end{pmatrix}, \quad (32a)$$

$$\underline{\alpha}_{2/m}^{x,(a)} = \begin{pmatrix} 0 & \alpha_{xy}^x \\ -\alpha_{xy}^x & 0 \end{pmatrix} \text{ and } \underline{\alpha}_{2/m}^{y,(a)} = \begin{pmatrix} 0 & 0 \\ 0 & 0 \end{pmatrix}. \quad (32b)$$

One could expect a finite  $\alpha_{xy}^z$  for  $2/m$ , as is the case for the electronic Rashba model studied in Sec. IV B. For the texture has no out-of-plane component and the magnon spin is defined with respect to the spin directions offered by the ground-state texture (Ref. [95] and Appendix), this component cannot be captured within the present framework. One may regard this a shortcoming of the definition of magnon spin that has to be treated in the future.

## V. DISCUSSION

As known from the Barnett effect [96], a rotating magnetic object is magnetized due to the coupling of angular velocity and spin. Similarly, the vorticity of a fluid couples to spin. Such effects are studied, for example, in nuclear physics [97] or in the context of spin hydrodynamic generation [98–101]. Concerning the latter, spin currents brought about by the vorticity of a confined fluid generate nonequilibrium spin voltages. These examples have in common that a vorticity of a fluid in real space is involved. In contrast, the SCV studied here “lives” in momentum space. To put the SCV into a wider context, we show that the concept of vorticity is tightly connected to extrinsic contributions to Hall effects.

Within semiclassical Boltzmann transport theory (e.g., Ref. [102]) the extrinsic skew scattering contribution to the AHE is given by

$$\sigma_{\text{AHE}}^{\text{skew}} = \frac{1}{2V} \sum_{nk} \mathbf{J}_{nk} \times \mathbf{A}_{nk} \left( -\frac{\partial f_{nk}}{\partial \varepsilon} \right), \quad (33)$$

for which an AHE vector is constructed similar to the MSHE vector in Eq. (10). For a small electric field and a linearized Boltzmann equation, the vectorial mean-free path  $\mathbf{A}_{nk}$  is obtained from [102]

$$\mathbf{A}_{nk} = \frac{1}{\Gamma_{nk}} \left( \mathbf{v}_{nk} + \sum_{n',k'} P_{k \leftarrow k'}^{n \leftarrow n'} \mathbf{A}_{n'k'} \right). \quad (34)$$

$\Gamma_{nk} = \sum_{k'} P_{k' \leftarrow k}^{n' \leftarrow n}$  is the relaxation rate and  $P_{k \leftarrow k'}^{n \leftarrow n'}$  is the scattering rate from a state  $(n', k')$  into a state  $(n, k)$ . The same steps that lead to the SCV yield

$$\sigma_{\text{AHE}}^{\text{skew}} = \frac{-e}{2\hbar(2\pi)^3} \sum_n \oint_{\varepsilon_n = \varepsilon_F} \hat{\mathbf{v}}_{nk} \times \mathbf{A}_{nk} dS \quad (35a)$$

$$= \frac{-e}{2\hbar(2\pi)^3} \sum_n \iiint_{\varepsilon_n \leq \varepsilon_F} \nabla_{\mathbf{k}} \times \mathbf{A}_{nk} d^3k \quad (35b)$$

for zero temperature and  $\mathbf{J}_{nk} = -e\mathbf{v}_{nk} \cdot \nabla_{\mathbf{k}} \times \mathbf{A}_{nk}$  is the vorticity of the mean-free path. This means that a scattering process contributes to the AHE if it causes a vorticity in the mean-free path; the latter is brought about by the scattering-in terms [sum in Eq. (34)]. To capture the skew scattering contributions

to the AHE, the scattering-in terms have to be taken into account since one finds  $\sigma_{\text{AHE}}^{\text{skew}} = \mathbf{0}$  if these terms are neglected (e.g., in relaxation time approximation  $\mathbf{A}_{nk} = \mathbf{v}_{nk}/\Gamma_{nk}$ ). This reasoning complies with established results for the AHE [22].

A skewness of the scattering is not necessary for a nonzero SCV, for the latter may be nonzero even in case of a constant relaxation rate  $\Gamma_{nk} = \Gamma$  (this is the case considered so far). If the relaxation rate depends on momentum, one can still write the MSH conductivity in the form of Eqs. (12) and (13) but with a renormalized SCV

$$\frac{\omega_{nk}^y}{\Gamma} \rightarrow \tilde{\omega}_{nk}^y = \frac{1}{\Gamma_{nk}} \omega_{nk}^y - \mathbf{J}_{nk}^y \times \nabla_{\mathbf{k}} \frac{1}{\Gamma_{nk}}. \quad (36)$$

The original SCV  $\omega_{nk}^y$  can hence be considered the backbone of the MSHE, on top of which come corrections from a momentum-dependent relaxation time, skew scattering, and side jump. Future theoretical work may address the MSHE within a quantum kinetic approach for spin- $\frac{1}{2}$  particles, taking into account spin-dependent scattering to quantitatively determine which contributions dominate in actual compounds like  $\text{Mn}_3\text{Sn}$  [48].

In order to avoid the ill definition of spin current, the authors of Ref. [48] considered the MSHE in terms of spin accumulation rather than of spin current responses. Such a reasoning fits to present experiments in which spin accumulations rather than spin currents are measured. Nonetheless, the observed spin accumulations may arise from two contributions: a local production (as for the Edelstein effect [103,104]) and a transport of spins from the bulk toward the edges of the sample.

Compared to the spin current operator  $\mathbf{J}^y$ , the velocity does not appear in the time-reversal odd spin operator  $s^y$ . Replacing  $\mathbf{J}^y$  by  $s^y$  in the Kubo formula implies then that the time-reversal odd and even parts change roles; consequently, spin accumulations brought about by the MSHE appear in the intrinsic part [48] and stay finite for  $\Gamma \rightarrow 0$ . The latter finding is to be contrasted with the present theory which predicts a divergence of the bulk spin current in this limit [Eq. (8)]. This variance in one and the same limit suggests that the two underlying mechanisms are fundamentally distinct. To disentangle their relative contribution, we propose that future experiments may clarify the role of relaxation processes when taking the clean limit.

## VI. CONCLUDING REMARKS

Invoking the constant relaxation time approximation, we identified spin current vortices in the Fermi sea as origin of the MSHE. Spin current whirls in reciprocal space provide not only a vivid interpretation of the MSHE, but also corroborate that the MSHE has a bulk contribution. Future investigations in which the importance of the bulk and the interfacial contributions is considered could tell how to maximize the MSHE signal. It goes without saying that, due to Onsager’s reciprocity relation [105], the SCV also covers an inverse MSHE, that is a transverse charge current caused by a spin bias.

Having identified all magnetic Laue groups that allow for spin current vortices, we demonstrated that any ferromagnet potentially features an MSHE; furthermore, antiferromagnets

whose MLG permits a magnetic toroidal quadrupole exhibit an MSHE as well. Two pyrochlore models served as examples (Sec. IV A) with magnetic textures exhibiting the multipole associated with the MSH conductivities. To issue a caveat, we note that compatibility with a magnetic multipole does not necessitate the presence of the multipole. For example, a completely compensated antiferromagnetic texture may still exhibit symmetries that permit a magnetization, an observation that was appreciated in the context of the AHE for both collinear [106] as well as noncollinear antiferromagnets [107–109]. To name two examples, the kagome magnet discussed in Sec. IV C admits of a magnetization without exhibiting a net moment, and the magnetic warped Rashba model in Sec. IV B admits of magnetic toroidal quadrupoles although the magnetic texture is collinear.

Aside from three-dimensional materials, in-plane magnetized Rashba 2DEGs with warping provide a playground for investigating a MSHE. A feature they have in common with  $\text{Mn}_3\text{Sn}$  is the option to manipulate out-of-plane polarized spin currents by rotation of the in-plane magnetic texture. The magnetization provides thus an external means to engineer spin accumulations.

Turning to magnons and replacing the electric field by a temperature gradient, our approach supports that a MSNE is expected but awaits experimental detection. The magnonic MSNE extends the family of magnonic pendants of electronic transport phenomena [110], and its potential for energy harvesting and nonelectronic spin transport remains to be investigated. A candidate material for a proof of principle is the ferromagnetic pyrochlore  $\text{Lu}_2\text{V}_2\text{O}_7$ . It realizes the magnonic version of the ferromagnetic pyrochlore model of Sec. IV A [111] and is known for a thermal Hall effect [112,113] and for Weyl magnons [114]. For a magnetization and temperature gradient along the [001] direction, we expect magnon-mediated accumulations of magnetic moments, in analogy to the spin accumulations shown in Fig. 1.

#### ACKNOWLEDGMENT

This work is supported by CRC/TRR 227 of Deutsche Forschungsgemeinschaft (DFG).

#### APPENDIX: LINEAR SPIN WAVE THEORY

We provide some background information on the results presented in Sec. IV C. The directions  $\hat{z}_i$  of the spins in the classical ground state define a local coordinate system  $\{\hat{x}_i, \hat{y}_i, \hat{z}_i\}$ . After a (truncated) Holstein-Primakoff transformation [115]

$$\frac{S_i}{\hbar} \approx \sqrt{\frac{S}{2}} [(\psi_i + \psi_i^\dagger)\hat{x}_i - i(\psi_i - \psi_i^\dagger)\hat{y}_i] + (S - \psi_i^\dagger\psi_i)\hat{z}_i, \quad (\text{A1})$$

from spin operators to bosonic creation and annihilation operators ( $\psi_i^\dagger$  and  $\psi_i$ ), the bilinear Hamiltonian reads as

$$H_2 = \frac{1}{2} \sum_k \Psi_k^\dagger \underline{H}_k \Psi_k \quad (\text{A2})$$

after a Fourier transformation. The vector

$$\Psi_k^\dagger = (\psi_{1,k}^\dagger, \psi_{2,k}^\dagger, \psi_{3,k}^\dagger, \psi_{1,-k}, \psi_{2,-k}, \psi_{3,-k}) \quad (\text{A3})$$

comprises the Fourier-transformed bosonic operators  $\psi_{n,k}^\dagger$  ( $n = 1, 2, 3$  labels the basis atoms). The linear spin wave kernel

$$\underline{H}_k = \frac{S}{2} \begin{pmatrix} \underline{A}_k & \underline{B}_k \\ \underline{B}_k^\dagger & \underline{A}_k^* \end{pmatrix} \quad (\text{A4})$$

is built from the submatrices

$$\underline{A}_k = \begin{pmatrix} 4(\sqrt{3}D_z + J) & q_1c_1 & q_2c_2 \\ q_1^*c_1 & 4(\sqrt{3}D_z + J) & q_3c_3 \\ q_2^*c_2 & q_3^*c_3 & 4(\sqrt{3}D_z + J) \end{pmatrix} \quad (\text{A5})$$

and

$$\underline{B}_k = \begin{pmatrix} 0 & q_4c_1 & q_5c_2 \\ q_4c_1 & 0 & q_6c_3 \\ q_5c_2 & q_6c_3 & 0 \end{pmatrix}, \quad (\text{A6})$$

with the  $k$ -dependent cosines

$$c_1 = \cos(ak_y), \quad (\text{A7a})$$

$$c_2 = \cos\left(\frac{a(\sqrt{3}k_x - k_y)}{2}\right), \quad (\text{A7b})$$

$$c_3 = \cos\left(\frac{a(\sqrt{3}k_x + k_y)}{2}\right). \quad (\text{A7c})$$

Since the classical ground state is (accidentally) degenerate (the spins can be rigidly rotated within the  $xy$  plane without energy cost), the  $q_i$  ( $i = 1, \dots, 6$ ) depend on the chosen ground state.

Here, we consider two textures. The first texture, shown in Fig. 8(a), is a representative of the MLG  $2'/m'$ ; its  $q_i$  read as

$$q_1 = -\sqrt{3}D_z + 2iD_{\parallel} + J, \quad (\text{A8a})$$

$$q_2 = -\sqrt{3}D_z + iD_{\parallel} + J, \quad (\text{A8b})$$

$$q_3 = -\sqrt{3}D_z - iD_{\parallel} + J, \quad (\text{A8c})$$

$$q_4 = -(\sqrt{3}D_z + 3J), \quad (\text{A8d})$$

$$q_5 = -(\sqrt{3}D_z + 3iD_{\parallel} + 3J), \quad (\text{A8e})$$

$$q_6 = -\sqrt{3}D_z + 3iD_{\parallel} - 3J. \quad (\text{A8f})$$

The second, rotated texture, shown in Fig. 8(d), belongs to the MLG  $2/m$ ,

$$q_1 = -\sqrt{3}D_z + J, \quad (\text{A9a})$$

$$q_2 = -\sqrt{3}D_z - \sqrt{3}iD_{\parallel} + J, \quad (\text{A9b})$$

$$q_3 = -\sqrt{3}D_z - \sqrt{3}iD_{\parallel} + J, \quad (\text{A9c})$$

$$q_4 = -\sqrt{3}D_z + 2\sqrt{3}iD_{\parallel} - 3J, \quad (\text{A9d})$$

$$q_5 = -(\sqrt{3}D_z + \sqrt{3}iD_{\parallel} + 3J), \quad (\text{A9e})$$

$$q_6 = q_5. \quad (\text{A9f})$$

Next, we diagonalize the bilinear Hamiltonian

$$H_2 = \frac{1}{2} \sum_k \Phi_k^\dagger \underline{\mathcal{E}}_k \Phi_k. \quad (\text{A10})$$

$\underline{\mathcal{E}}_k = \text{diag}(\varepsilon_{1,k}, \varepsilon_{2,k}, \varepsilon_{3,k}, \varepsilon_{1,-k}, \varepsilon_{2,-k}, \varepsilon_{3,-k})$  contains the eigenvalues, and  $\Phi_k = (\Phi_{1,k}, \Phi_{2,k}, \Phi_{3,k}, \Phi_{1,-k}, \Phi_{2,-k}, \Phi_{3,-k})$  is a linear combination of the old bosonic operators

$$\Phi_k^\dagger = \Psi_k^\dagger T_k^\dagger. \quad (\text{A11})$$

$T_k$  diagonalizes  $\underline{H}_k$  and retains the bosonic commutation rules

$$T_k^\dagger \underline{\Sigma} T_k = \underline{\Sigma}, \quad \underline{\Sigma} = \text{diag}(1, 1, 1, -1, -1, -1). \quad (\text{A12})$$

This procedure follows Ref. [116].

The expectation value of the magnonic spin current of the  $n$ th band is defined as [117]

$$J_{nk,\mu}^\gamma = \frac{1}{2} T_k^\dagger (\underline{v}_{k,\mu} \underline{\Sigma} s^\gamma + s^\gamma \underline{\Sigma} \underline{v}_{k,\mu}) T_k |n,n\rangle, \quad (\text{A13})$$

in which  $\underline{v}_{k,\mu} = \hbar^{-1} \partial \underline{H}_k / \partial k_\mu$  is the velocity operator and  $\underline{s}^\gamma = \text{diag}(\hat{z}_1^\gamma, \hat{z}_2^\gamma, \hat{z}_3^\gamma, \hat{z}_1^\gamma, \hat{z}_2^\gamma, \hat{z}_3^\gamma)$  contains the  $\gamma = x, y, z$  coordinate of the local spin directions for the ground state. The magnonic SCV  $\nabla_k \times \mathbf{J}_{nk}^\gamma$  is computed numerically; cf. Fig. 8.

- 
- [1] J. Sinova, S. O. Valenzuela, J. Wunderlich, C. H. Back, and T. Jungwirth, Spin Hall effects, *Rev. Mod. Phys.* **87**, 1213 (2015).
- [2] Y. K. Kato, R. C. Myers, A. C. Gossard, and D. D. Awschalom, Observation of the spin Hall effect in semiconductors, *Science* **306**, 1910 (2004).
- [3] J. Wunderlich, B. Kaestner, J. Sinova, and T. Jungwirth, Experimental Observation of the Spin-Hall Effect in a Two-Dimensional Spin-Orbit Coupled Semiconductor System, *Phys. Rev. Lett.* **94**, 047204 (2005).
- [4] E. Saitoh, M. Ueda, H. Miyajima, and G. Tatara, Conversion of spin current into charge current at room temperature: Inverse spin-Hall effect, *Appl. Phys. Lett.* **88**, 182509 (2006).
- [5] S. O. Valenzuela and M. Tinkham, Direct electronic measurement of the spin Hall effect, *Nature (London)* **442**, 176 (2006).
- [6] Hui Zhao, E. J. Loren, H. M. van Driel, and A. L. Smirl, Coherence Control of Hall Charge and Spin Currents, *Phys. Rev. Lett.* **96**, 246601 (2006).
- [7] S. A. Wolf, D. D. Awschalom, R. A. Buhrman, J. M. Daughton, S. Von Molnar, M. L. Roukes, A. Yu Chtchelkanova, and D. M. Treger, Spintronics: A spin-based electronics vision for the future, *Science* **294**, 1488 (2001).
- [8] I. Žutić, J. Fabian, and S. Das Sarma, Spintronics: Fundamentals and applications, *Rev. Mod. Phys.* **76**, 323 (2004).
- [9] T. Jungwirth, J. Wunderlich, and K. Olejník, Spin Hall effect devices, *Nat. Mater.* **11**, 382 (2012).
- [10] A. Chernyshov, M. Overby, X. Liu, J. K. Furdyna, Y. Lyanda-Geller, and L. P. Rokhinson, Evidence for reversible control of magnetization in a ferromagnetic material by means of spin-orbit magnetic field, *Nat. Phys.* **5**, 656 (2009).
- [11] L. Liu, T. Moriyama, D. C. Ralph, and R. A. Buhrman, Spin-Torque Ferromagnetic Resonance Induced by the Spin Hall Effect, *Phys. Rev. Lett.* **106**, 036601 (2011).
- [12] L. Liu, C.-F. Pai, Y. Li, H. W. Tseng, D. C. Ralph, and R. A. Buhrman, Spin-torque switching with the giant spin Hall effect of tantalum, *Science* **336**, 555 (2012).
- [13] J. C. Slonczewski, Current-driven excitation of magnetic multilayers, *J. Magn. Magn. Mater.* **159**, L1 (1996).
- [14] L. Berger, Emission of spin waves by a magnetic multilayer traversed by a current, *Phys. Rev. B* **54**, 9353 (1996).
- [15] D. C. Ralph and M. D. Stiles, Spin transfer torques, *J. Magn. Magn. Mater.* **320**, 1190 (2008).
- [16] A. Brataas, A. D. Kent, and H. Ohno, Current-induced torques in magnetic materials, *Nat. Mater.* **11**, 372 (2012).
- [17] A. V. Khvalkovskiy, D. Apalkov, S. Watts, R. Chepulsii, R. S. Beach, A. Ong, X. Tang, A. Driskill-Smith, W. H. Butler, P. B. Visscher, D. Lottis, E. Chen, V. Nikitin, and M. Krounbi, Basic principles of STT-MRAM cell operation in memory arrays, *J. Phys. D: Appl. Phys.* **46**, 074001 (2013).
- [18] P. Gambardella and I. M. Miron, Current-induced spin-orbit torques, *Philos. Trans. R. Soc., A* **369**, 3175 (2011).
- [19] K. Jabeur, G. Di Pendina, F. Bernard-Granger, and G. Prenat, Spin orbit torque non-volatile flip-flop for high speed and low energy applications, *IEEE Electron Device Lett.* **35**, 408 (2014).
- [20] G. Prenat, K. Jabeur, P. Vanhauwaert, Gregory Di Pendina, F. Oboril, R. Bishnoi, M. Ebrahimi, N. Lamard, O. Boule, K. Garello, J. Langer, B. Ocker, M.-C. Cyrille, P. Gambardella, M. Tahoori, and G. Gaudin, Ultra-fast and high-reliability SOT-MRAM: From cache replacement to normally-off computing, *IEEE Trans. Multi-Scale Comput. Syst.* **2**, 49 (2016).
- [21] Y. Li, K. W. Edmonds, X. Liu, H. Zheng, and K. Wang, Manipulation of magnetization by spin-orbit torque, *Adv. Quantum Technol.* **2**, 1800052 (2018).
- [22] N. Nagaosa, J. Sinova, S. Onoda, A. H. MacDonald, and N. P. Ong, Anomalous Hall effect, *Rev. Mod. Phys.* **82**, 1539 (2010).
- [23] S. Murakami, N. Nagaosa, and S.-C. Zhang, Dissipationless quantum spin current at room temperature, *Science* **301**, 1348 (2003).
- [24] J. Sinova, D. Culcer, Q. Niu, N. A. Sinitsyn, T. Jungwirth, and A. H. MacDonald, Universal Intrinsic Spin Hall Effect, *Phys. Rev. Lett.* **92**, 126603 (2004).
- [25] M. I. Dyakonov and V. I. Perel, Current-induced spin orientation of electrons in semiconductors, *Phys. Lett. A* **35**, 459 (1971).
- [26] J. E. Hirsch, Spin Hall Effect, *Phys. Rev. Lett.* **83**, 1834 (1999).
- [27] S. Zhang, Spin Hall Effect in the Presence of Spin Diffusion, *Phys. Rev. Lett.* **85**, 393 (2000).
- [28] N. F. Mott, The scattering of fast electrons by atomic nuclei, *Proc. R. Soc. A: Math., Phys. Eng. Sci.* **124**, 425 (1929).
- [29] G. Y. Guo, S. Murakami, T.-W. Chen, and N. Nagaosa, Intrinsic Spin Hall Effect in Platinum: First-Principles Calculations, *Phys. Rev. Lett.* **100**, 096401 (2008).
- [30] Y. Zhang, J. Železný, Y. Sun, J. van den Brink, and B. Yan, Spin Hall effect emerging from a noncollinear magnetic

- lattice without spin-orbit coupling, *New J. Phys.* **20**, 073028 (2018).
- [31] B. F. Miao, S. Y. Huang, D. Qu, and C. L. Chien, Inverse Spin Hall Effect in a Ferromagnetic Metal, *Phys. Rev. Lett.* **111**, 066602 (2013).
- [32] T. Taniguchi, J. Grollier, and M. D. Stiles, Spin-transfer torques generated by the anomalous Hall effect and anisotropic magnetoresistance, *Phys. Rev. Appl.* **3**, 044001 (2015).
- [33] D. Tian, Y. Li, D. Qu, S. Y. Huang, X. Jin, and C. L. Chien, Manipulation of pure spin current in ferromagnetic metals independent of magnetization, *Phys. Rev. B* **94**, 020403(R) (2016).
- [34] H. Wu, X. Wang, L. Huang, J. Y. Qin, C. Fang, X. Zhang, C. H. Wan, and X. F. Han, Separation of inverse spin Hall effect and anomalous Nernst effect in ferromagnetic metals, *J. Magn. Magn. Mater.* **441**, 149 (2017).
- [35] K. S. Das, W. Y. Schoemaker, B. J. van Wees, and I. J. Vera-Marun, Spin injection and detection via the anomalous spin Hall effect of a ferromagnetic metal, *Phys. Rev. B* **96**, 220408(R) (2017).
- [36] A. M. Humphries, T. Wang, E. R. J. Edwards, S. R. Allen, J. M. Shaw, H. T. Nembach, J. Q. Xiao, T. J. Silva, and X. Fan, Observation of spin-orbit effects with spin rotation symmetry, *Nat. Commun.* **8**, 911 (2017).
- [37] V. P. Amin, J. Zemen, and M. D. Stiles, Interface-Generated Spin Currents, *Phys. Rev. Lett.* **121**, 136805 (2018).
- [38] J. D. Gibbons, D. MacNeill, R. A. Buhrman, and D. C. Ralph, Reorientable spin direction for spin current produced by the anomalous Hall effect, *Phys. Rev. Appl.* **9**, 064033 (2018).
- [39] A. Bose, D. D. Lam, S. Bhuktare, S. Dutta, H. Singh, Y. Jibiki, M. Goto, S. Miwa, and A. A. Tulapurkar, Observation of anomalous spin torque generated by a ferromagnet, *Phys. Rev. Appl.* **9**, 064026 (2018).
- [40] S.-H. C. Baek, V. P. Amin, Y.-W. Oh, G. Go, S.-J. Lee, G.-H. Lee, K.-J. Kim, M. D. Stiles, B.-G. Park, and K.-J. Lee, Spin currents and spin-orbit torques in ferromagnetic trilayers, *Nat. Mater.* **17**, 509 (2018).
- [41] Y. Omori, E. Sagasta, Y. Niimi, M. Gradhand, L. E. Hueso, F. Casanova, and YoshiChika Otani, Relation between spin Hall effect and anomalous Hall effect in 3d ferromagnetic metals, *Phys. Rev. B* **99**, 014403 (2019).
- [42] V. P. Amin, Junwen Li, M. D. Stiles, and P. M. Haney, Intrinsic spin currents in ferromagnets, *Phys. Rev. B* **99**, 220405 (2019).
- [43] Guanxiong Qu, Kohji Nakamura, and Masamitsu Hayashi, Magnetization direction dependent spin Hall effect in 3d ferromagnets, [arXiv:1901.10740](https://arxiv.org/abs/1901.10740).
- [44] W. Wang, T. Wang, V. P. Amin, Y. Wang, A. Radhakrishnan, A. Davidson, S. R. Allen, T. J. Silva, H. Ohldag, D. Balzar, B. L. Zink, P. M. Haney, J. Q. Xiao, D. G. Cahill, V. O. Lorenz, and X. Fan, Anomalous spin-orbit torques in magnetic single-layer films, *Nat. Nanotechnol.* **14**, 819 (2019).
- [45] J. Železný, Y. Zhang, C. Felser, and B. Yan, Spin-Polarized Current in Noncollinear Antiferromagnets, *Phys. Rev. Lett.* **119**, 187204 (2017).
- [46] J. Železný, P. Wadley, K. Olejník, A. Hoffmann, and H. Ohno, Spin transport and spin torque in antiferromagnetic devices, *Nat. Phys.* **14**, 220 (2018).
- [47] H. Chen, Q. Niu, and A. H. MacDonald, Spin Hall effect without spin currents in magnetic insulators, [arXiv:1803.01294](https://arxiv.org/abs/1803.01294).
- [48] M. Kimata, H. Chen, K. Kondou, S. Sugimoto, P. K. Muduli, M. Ikhlas, Y. Omori, T. Tomita, A. H. MacDonald, S. Nakatsuji, and YoshiChika Otani, Magnetic and magnetic inverse spin Hall effects in a non-collinear antiferromagnet, *Nature (London)* **565**, 627 (2019).
- [49] S. Wimmer, M. Seemann, K. Chadova, D. Ködderitzsch, and H. Ebert, Spin-orbit-induced longitudinal spin-polarized currents in nonmagnetic solids, *Phys. Rev. B* **92**, 041101(R) (2015).
- [50] M. Seemann, D. Ködderitzsch, S. Wimmer, and H. Ebert, Symmetry-imposed shape of linear response tensors, *Phys. Rev. B* **92**, 155138 (2015).
- [51] D. MacNeill, G. M. Stiehl, M. H. D. Guimaraes, R. A. Buhrman, J. Park, and D. C. Ralph, Control of spin-orbit torques through crystal symmetry in Wte<sub>2</sub>/ferromagnet bilayers, *Nat. Phys.* **13**, 300 (2016).
- [52] J. Zhou, J. Qiao, A. Bournel, and W. Zhao, Intrinsic spin Hall conductivity of the semimetals MoTe<sub>2</sub> and WTe<sub>2</sub>, *Phys. Rev. B* **99**, 060408(R) (2019).
- [53] A. Davidson, V. P. Amin, W. S. Aljuaid, P. M. Haney, and X. Fan, Perspectives of electrically generated spin currents in ferromagnetic materials, *Phys. Lett. A* **384**, 126228 (2020).
- [54] A. Hönemann, C. Herschbach, D. V. Fedorov, M. Gradhand, and I. Mertig, Spin and charge currents induced by the spin Hall and anomalous Hall effects upon crossing ferromagnetic/nonmagnetic interfaces, *Phys. Rev. B* **99**, 024420 (2019).
- [55] E. Lesne, Yu Fu, S. Oyarzun, J. C. Rojas-Sánchez, D. C. Vaz, H. Naganuma, G. Sicoli, J.-P. Attané, M. Jamet, E. Jacquet, J.-M. George, A. Barthélémy, H. Jaffrès, A. Fert, M. Bibes, and L. Vila, Highly efficient and tunable spin-to-charge conversion through Rashba coupling at oxide interfaces, *Nat. Mater.* **15**, 1261 (2016).
- [56] A. Brinkman, M. Huijben, M. van Zalk, J. Huijben, U. Zeitler, J. C. Maan, W. G. van der Wiel, G. Rijnders, D. H. A. Blank, and H. Hilgenkamp, Magnetic effects at the interface between non-magnetic oxides, *Nat. Mater.* **6**, 493 (2007).
- [57] N. Reyren, S. Thiel, A. D. Caviglia, L. F. Kourkoutis, G. Hammerl, C. Richter, C. W. Schneider, T. Kopp, A.-S. Ruetschi, D. Jaccard, M. Gabay, D. A. Muller, J.-M. Triscone, and J. Mannhart, Superconducting interfaces between insulating oxides, *Science* **317**, 1196 (2007).
- [58] J. A. Bert, B. Kalisky, C. Bell, M. Kim, Y. Hikita, H. Y. Hwang, and K. A. Moler, Direct imaging of the coexistence of ferromagnetism and superconductivity at the LaAlO<sub>3</sub>/SrTiO<sub>3</sub> interface, *Nat. Phys.* **7**, 767 (2011).
- [59] D. A. Dikin, M. Mehta, C. W. Bark, C. M. Folkman, C. B. Eom, and V. Chandrasekhar, Coexistence of Superconductivity and Ferromagnetism in Two Dimensions, *Phys. Rev. Lett.* **107**, 056802 (2011).
- [60] Lu Li, C. Richter, J. Mannhart, and R. C. Ashoori, Coexistence of magnetic order and two-dimensional superconductivity at LaAlO<sub>3</sub>/SrTiO<sub>3</sub> interfaces, *Nat. Phys.* **7**, 762 (2011).
- [61] A. Joshua, S. Pecker, J. Ruhman, E. Altman, and S. Ilani, A universal critical density underlying the physics of electrons at the LaAlO<sub>3</sub>/SrTiO<sub>3</sub> interface, *Nat. Commun.* **3**, 1129 (2012).
- [62] A. D. Caviglia, S. Gariglio, N. Reyren, D. Jaccard, T. Schneider, M. Gabay, S. Thiel, G. Hammerl, J. Mannhart, and

- J.-M. Triscone, Electric field control of the  $\text{LaAlO}_3/\text{SrTiO}_3$  interface ground state, *Nature (London)* **456**, 624 (2008).
- [63] H. Zhang, Xi Yan, H. Zhang, F. Wang, Y. Gu, X. Ning, T. Khan, R. Li, Y. Chen, W. Liu, S. Wang, B. Shen, and J. Sun, Magnetic two-dimensional electron gases with high Curie temperatures at  $\text{LaAlO}_3/\text{SrTiO}_3$ :Fe interfaces, *Phys. Rev. B* **97**, 155150 (2018).
- [64] Liang Fu, Hexagonal Warping Effects in the Surface States of the Topological Insulator  $\text{Bi}_2\text{Te}_3$ , *Phys. Rev. Lett.* **103**, 266801 (2009).
- [65] S. V. Eremeev, V. N. Men'shov, V. V. Tugushev, P. M. Echenique, and E. V. Chulkov, Magnetic proximity effect at the three-dimensional topological insulator/magnetic insulator interface, *Phys. Rev. B* **88**, 144430 (2013).
- [66] R. Kubo, M. Yokota, and S. Nakajima, Statistical-mechanical theory of irreversible processes. II. Response to thermal disturbance, *J. Phys. Soc. Jpn.* **12**, 1203 (1957).
- [67] G. D. Mahan, *Many-Particle Physics* (Springer, New York, 2000).
- [68] L D Landau and E. M. Lifshitz, *Fluid Mechanics: Landau and Lifshitz: Course of Theoretical Physics, Volume 6* (Pergamon, Oxford, 2013).
- [69] Ph. Roux and M. Fink, Experimental evidence in acoustics of the violation of time-reversal invariance induced by vorticity, *Europhys. Lett.* **32**, 25 (1995).
- [70] W. H. Kleiner, Space-time symmetry of transport coefficients, *Phys. Rev.* **142**, 318 (1966).
- [71] W. H. Kleiner, Space-time symmetry restrictions on transport coefficients. II. Two theories compared, *Phys. Rev.* **153**, 726 (1967).
- [72] W. H. Kleiner, Space-time symmetry restrictions on transport coefficients. III. Thermogalvanomagnetic coefficients, *Phys. Rev.* **182**, 705 (1969).
- [73] Stefan Nanz, Why another multipole family?, in *Toroidal Multipole Moments in Classical Electrodynamics* (Springer, Wiesbaden, 2016), pp. 5–11.
- [74] H. A. Jahn, Note on the Bhagavantam–Suranarayana method of enumerating the physical constants of crystals, *Acta Crystallogr.* **2**, 30 (1949).
- [75] S. Hayami, M. Yatsushiro, Y. Yanagi, and H. Kusunose, Classification of atomic-scale multipoles under crystallographic point groups and application to linear response tensors, *Phys. Rev. B* **98**, 165110 (2018).
- [76] S. V. Gallego, J. Etxebarria, L. Elcoro, E. S. Tasci, and J. M. Perez-Mato, Automatic calculation of symmetry-adapted tensors in magnetic and non-magnetic materials: A new tool of the Bilbao Crystallographic Server, *Acta Crystallogr., Sect. A: Found. Crystallogr.* **75**, 438 (2019).
- [77] M. I. Aroyo, J. M. Perez-Mato, C. Capillas, E. Kroumova, S. Ivantchev, G. Madariaga, A. Kirov, and H. Wondratschek, Bilbao crystallographic server: I. Databases and crystallographic computing programs, *Z. Kristallogr.* **221**, 15 (2006).
- [78] M. I. Aroyo, A. Kirov, C. Capillas, J. M. Perez-Mato, and H. Wondratschek, Bilbao crystallographic server. II. Representations of crystallographic point groups and space groups, *Acta Crystallogr., Sect. A: Found. Crystallogr.* **62**, 115 (2006).
- [79] M. I. Aroyo, J. M. Perez-Mato, D. Orobengoa, E. Tasci, G. De La Flor, and A. Kirov, Crystallography online: Bilbao crystallographic server, *Bulg. Chem. Commun.* **43**, 183 (2011).
- [80] T. Bzdušek, A. Rüegg, and M. Sigrist, Weyl semimetal from spontaneous inversion symmetry breaking in pyrochlore oxides, *Phys. Rev. B* **91**, 165105 (2015).
- [81] M.-T. Suzuki, T. Nomoto, R. Arita, Y. Yanagi, S. Hayami, and H. Kusunose, Multipole expansion for magnetic structures: A generation scheme for a symmetry-adapted orthonormal basis set in the crystallographic point group, *Phys. Rev. B* **99**, 174407 (2019).
- [82] P. Rosenzweig, S. Otto, and T. Fauster, Complex manifold of Rashba and image-potential states on  $\text{Bi}/\text{Ag}(111)$ , *Phys. Rev. B* **98**, 085430 (2018).
- [83] C. R. Ast, J. Henk, A. Ernst, L. Moreschini, M. C. Falub, D. Pacil , P. Bruno, K. Kern, and M. Grioni, Giant Spin Splitting through Surface Alloying, *Phys. Rev. Lett.* **98**, 186807 (2007).
- [84] F. Meier, H. Dil, J. Lobo-Checa, L. Patthey, and J. Osterwalder, Quantitative vectorial spin analysis in angle-resolved photoemission:  $\text{Bi}/\text{Ag}(111)$  and  $\text{Pb}/\text{Ag}(111)$ , *Phys. Rev. B* **77**, 165431 (2008).
- [85] H. Bentmann, F. Forster, G. Bihlmayer, E. V. Chulkov, L. Moreschini, M. Grioni, and F. Reinert, Origin and manipulation of the Rashba splitting in surface alloys, *Europhys. Lett.* **87**, 37003 (2009).
- [86] E. Frantzeskakis and M. Grioni, Anisotropy effects on Rashba and topological insulator spin-polarized surface states: A unified phenomenological description, *Phys. Rev. B* **84**, 155453 (2011).
- [87] M. Mogi, T. Nakajima, V. Ukleev, A. Tsukazaki, R. Yoshimi, M. Kawamura, K. S. Takahashi, T. Hanashima, K. Kakurai, T.-H. Arima, M. Kawasaki, and Y. Tokura, Large Anomalous Hall Effect in Topological Insulators with Proximitized Ferromagnetic Insulators, *Phys. Rev. Lett.* **123**, 016804 (2019).
- [88] J. Krempaský, S. Muff, F. Bisti, M. Fanciulli, H. Volfov, A. P. Weber, N. Pilet, P. Warnicke, H. Ebert, J. Braun, F. Bertran, V. V. Volobuev, J. Minr, G. Springholz, J. H. Dil, and V. N. Strocov, Entanglement and manipulation of the magnetic and spin-orbit order in multiferroic Rashba semiconductors, *Nat. Commun.* **7**, 13071 (2016).
- [89] J. Krempaský, G. Springholz, J. Minr, and J. H. Dil,  $\alpha$ - $\text{GeTe}$  and  $(\text{GeMn})\text{Te}$  semiconductors: A new paradigm for spintronics, *AIP Conf. Proc.* **1996**, 020026 (2018).
- [90] R. Yoshimi, K. Yasuda, A. Tsukazaki, K. S. Takahashi, M. Kawasaki, and Y. Tokura, Current-driven magnetization switching in ferromagnetic bulk Rashba semiconductor  $(\text{Ge}, \text{Mn})\text{Te}$ , *Sci. Adv.* **4**, eaat9989 (2018).
- [91] J. H. Han and H. Lee, Spin chirality and Hall-like transport phenomena of spin excitations, *J. Phys. Soc. Jpn.* **86**, 011007 (2017).
- [92] Tao Qin, Qian Niu, and Junren Shi, Energy Magnetization and the Thermal Hall Effect, *Phys. Rev. Lett.* **107**, 236601 (2011).
- [93] M. Elhajal, B. Canals, and C. Lacroix, Symmetry breaking due to Dzyaloshinsky-Moriya interactions in the kagome lattice, *Phys. Rev. B* **66**, 014422 (2002).
- [94] A. Mook, J. Henk, and I. Mertig, Thermal Hall effect in noncollinear coplanar insulating antiferromagnets, *Phys. Rev. B* **99**, 014427 (2019).
- [95] N. Okuma, Magnon Spin-Momentum Locking: Various Spin Vortices and Dirac Magnons in Noncollinear Antiferromagnets, *Phys. Rev. Lett.* **119**, 107205 (2017).



- [96] S. J. Barnett, Magnetization by rotation, *Phys. Rev.* **6**, 239 (1915).
- [97] D. E. Kharzeev, J. Liao, S. A. Voloshin, and G. Wang, Chiral magnetic and vortical effects in high-energy nuclear collisions—a status report, *Prog. Part. Nucl. Phys.* **88**, 1 (2016).
- [98] R. Takahashi, M. Matsuo, M. Ono, K. Harii, H. Chudo, S. Okayasu, J. Ieda, S. Takahashi, S. Maekawa, and E. Saitoh, Spin hydrodynamic generation, *Nat. Phys.* **12**, 52 (2016).
- [99] M. Matsuo, E. Saitoh, and S. Maekawa, Spin-Mechatronics, *J. Phys. Soc. Jpn.* **86**, 011011 (2017).
- [100] M. Matsuo, Y. Ohnuma, and S. Maekawa, Theory of spin hydrodynamic generation, *Phys. Rev. B* **96**, 020401(R) (2017).
- [101] R. J. Doornenbal, M. Polini, and R. A. Duine, Spin–vorticity coupling in viscous electron fluids, *J. Phys.: Mater.* **2**, 015006 (2019).
- [102] V. Popescu, P. Kratzer, P. Entel, C. Heiliger, M. Czerner, K. Tauber, F. Töpler, C. Herschbach, D. V. Fedorov, M. Gradhand, I. Mertig, R. Kováčik, P. Mavropoulos, D. Wortmann, S. Blügel, F. Freimuth, Y. Mokrousov, S. Wimmer, D. Ködderitzsch, M. Seemann, K. Chadova, and H. Ebert, Spin caloric transport from density-functional theory, *J. Phys. D: Appl. Phys.* **52**, 073001 (2018).
- [103] A. G. Aronov and Yu. B. Lyanda-Geller, Nuclear electric resonance and orientation of carrier spins by an electric field, *Pis'ma Zh. Eksp. Teor. Fiz.* **50**, 398 (1989) [*Sov. J. Exp. Theor. Phys. Lett.* **50**, 431 (1989)].
- [104] V. M. Edelstein, Spin polarization of conduction electrons induced by electric current in two-dimensional asymmetric electron systems, *Solid State Commun.* **73**, 233 (1990).
- [105] Lars Onsager, Reciprocal relations in irreversible processes. I. *Phys. Rev.* **37**, 405 (1931).
- [106] L. Šmejkal, R. González-Hernández, T. Jungwirth, and J. Sinova, Crystal Hall effect in collinear antiferromagnets, [arXiv:1901.00445](https://arxiv.org/abs/1901.00445).
- [107] H. Chen, Q. Niu, and A. H. MacDonald, Anomalous Hall Effect Arising from Noncollinear Antiferromagnetism, *Phys. Rev. Lett.* **112**, 017205 (2014).
- [108] J. Kübler and C. Felser, Non-collinear antiferromagnets and the anomalous Hall effect, *Europhys. Lett.* **108**, 67001 (2014).
- [109] M.-T. Suzuki, T. Koretsune, M. Ochi, and R. Arita, Cluster multipole theory for anomalous Hall effect in antiferromagnets, *Phys. Rev. B* **95**, 094406 (2017).
- [110] A. Mook, B. Göbel, J. Henk, and I. Mertig, Taking an electron-magnon duality shortcut from electron to magnon transport, *Phys. Rev. B* **97**, 140401(R) (2018).
- [111] M. Elhadj, B. Canals, R. Sunyer, and C. Lacroix, Ordering in the pyrochlore antiferromagnet due to Dzyaloshinsky-Moriya interactions, *Phys. Rev. B* **71**, 094420 (2005).
- [112] Y. Onose, T. Ideue, H. Katsura, Y. Shiomi, N. Nagaosa, and Y. Tokura, Observation of the magnon Hall effect, *Science* **329**, 297 (2010).
- [113] T. Ideue, Y. Onose, H. Katsura, Y. Shiomi, S. Ishiwata, N. Nagaosa, and Y. Tokura, Effect of lattice geometry on magnon Hall effect in ferromagnetic insulators, *Phys. Rev. B* **85**, 134411 (2012).
- [114] A. Mook, J. Henk, and I. Mertig, Tunable Magnon Weyl Points in Ferromagnetic Pyrochlores, *Phys. Rev. Lett.* **117**, 157204 (2016).
- [115] T. Holstein and H. Primakoff, Field dependence of the intrinsic domain magnetization of a ferromagnet, *Phys. Rev.* **58**, 1098 (1940).
- [116] J. H. P. Colpa, Diagonalization of the quadratic boson hamiltonian, *Physica A (Amsterdam)* **93**, 327 (1978).
- [117] A. Mook, R. R. Neumann, J. Henk, and I. Mertig, Spin Seebeck and spin Nernst effects of magnons in noncollinear antiferromagnetic insulators, *Phys. Rev. B* **100**, 100401(R) (2019).