

Search for Medium Modifications of the ρ Meson

R. Nasseripour,¹ M. H. Wood,¹ C. Djalali,¹ D. P. Weygand,³ C. Tur,¹ U. Mosel,⁴ P. Muehlich,⁴ G. Adams,³⁴ M. J. Amarian,³² P. Ambrozewicz,² M. Anghinolfi,²¹ G. Asryan,⁴¹ H. Avakian,³ H. Bagdasaryan,^{41,32} N. Baillie,⁴⁰ J. P. Ball,⁶ N. A. Baltzell,¹ S. Barrow,¹⁶ M. Battaglieri,²¹ I. Bedlinskiy,²³ M. Bektasoglu,³¹ M. Bellis,⁹ N. Benmouna,¹⁷ B. L. Berman,¹⁷ A. S. Biselli,^{34,9,15} L. Blaszczyk,¹⁶ S. Bouchigny,²² S. Boiarinov,³ R. Bradford,⁹ D. Branford,¹⁴ W. J. Briscoe,¹⁷ W. K. Brooks,³ S. Bültmann,³² V. D. Burkert,³ C. Butuceanu,⁴⁰ J. R. Calarco,²⁹ S. L. Careccia,³² D. S. Carman,³ B. Carnahan,¹⁰ L. Casey,¹⁰ S. Chen,¹⁰ P. L. Cole,¹⁹ P. Collins,⁶ P. Coltharp,¹⁶ D. Crabb,³⁹ H. Crannell,¹⁰ V. Crede,¹⁶ J. P. Cummings,³⁴ N. Dashyan,⁴¹ R. De Masi,^{11,22} R. De Vita,²¹ E. De Sanctis,²⁰ P. V. Degtyarenko,³ H. Denizli,³³ L. Dennis,¹⁶ A. Deur,³ K. V. Dharmawardane,³² R. Dickson,⁹ G. E. Dodge,³² D. Doughty,^{12,3} M. Dugger,⁶ S. Dytman,³³ O. P. Dzyubak,¹ H. Egiyan,³ K. S. Egiyan,⁴¹ L. El Fassi,⁵ L. Elouadrhiri,³ P. Eugenio,¹⁶ G. Fedotov,²⁸ G. Feldman,¹⁷ R. J. Feuerbach,⁹ H. Funsten,⁴⁰ M. Garçon,¹¹ G. Gavalian,^{29,32} G. P. Gilfoyle,³⁶ K. L. Giovanetti,²⁴ F. X. Girod,^{3,11} J. T. Goetz,⁷ C. I. O. Gordon,¹⁸ R. W. Gothe,¹ K. A. Griffioen,⁴⁰ M. Guidal,²² N. Guler,³² L. Guo,³ V. Gyurjyan,³ C. Hadjidakis,²² K. Hafidi,⁵ H. Hakobyan,⁴¹ R. S. Hakobyan,¹⁰ C. Hanretty,¹⁶ J. Hardie,^{12,3} F. W. Hersman,²⁹ K. Hicks,³¹ I. Hleiqawi,³¹ M. Holtrop,²⁹ C. E. Hyde-Wright,³² Y. Ilieva,¹⁷ D. G. Ireland,¹⁸ B. S. Ishkhanov,²⁸ E. L. Isupov,²⁸ M. M. Ito,³ D. Jenkins,³⁸ H. S. Jo,²² J. R. Johnstone,¹⁸ K. Joo,¹³ H. G. Juengst,^{17,32} N. Kalantarians,³² J. D. Kellie,¹⁸ M. Khandaker,³⁰ W. Kim,²⁵ A. Klein,³² F. J. Klein,¹⁰ A. V. Klimenko,³² M. Kossov,²³ Z. Krahn,⁹ L. H. Kramer,^{2,3} V. Kubarovsky,³⁴ J. Kuhn,⁹ S. E. Kuhn,³² S. V. Kuleshov,²³ J. Lachniet,^{9,32} J. M. Laget,^{11,3} J. Langheinrich,¹ D. Lawrence,²⁷ Ji Li,³⁴ K. Livingston,¹⁸ H. Y. Lu,¹ M. MacCormick,²² N. Markov,¹³ P. Mattione,³⁵ S. McAleer,¹⁶ B. McKinnon,¹⁸ J. W. C. McNabb,⁹ B. A. Mecking,³ S. Mehrabyan,³³ J. J. Melone,¹⁸ M. D. Mestayer,³ C. A. Meyer,⁹ T. Mibe,³¹ K. Mikhailov,²³ R. Minehart,³⁹ M. Mirazita,²⁰ R. Miskimen,²⁷ V. Mokeev,²⁸ K. Moriya,⁹ S. A. Morrow,^{22,11} M. Moteabbed,² J. Mueller,³³ E. Munevar,¹⁷ G. S. Mutchler,³⁵ P. Nadel-Turonski,¹⁷ S. Niccolai,^{17,22} G. Niculescu,^{31,24} I. Niculescu,²⁴ B. B. Niczyporuk,³ M. R. Niroula,³² R. A. Niyazov,^{32,3} M. Nozar,³ M. Osipenko,^{21,28} A. I. Ostrovidov,¹⁶ K. Park,²⁵ E. Pasyuk,⁶ C. Paterson,¹⁸ S. Anefalos Pereira,²⁰ J. Pierce,³⁹ N. Pivnyuk,²³ D. Pocanic,³⁹ O. Pogorelko,²³ S. Pozdniakov,²³ B. M. Preedom,¹ J. W. Price,⁸ Y. Prok,³⁹ D. Protopopescu,^{29,18} B. A. Raue,^{2,3} G. Riccardi,¹⁶ G. Ricco,²¹ M. Ripani,²¹ B. G. Ritchie,⁶ F. Ronchetti,²⁰ G. Rosner,¹⁸ P. Rossi,²⁰ F. Sabatié,¹¹ J. Salamanca,¹⁹ C. Salgado,³⁰ J. P. Santoro,^{38,10,3} V. Sapunenko,³ R. A. Schumacher,⁹ V. S. Serov,²³ Y. G. Sharabian,³ D. Sharov,²⁸ N. V. Shvedunov,²⁸ E. S. Smith,³ L. C. Smith,³⁹ D. I. Sober,¹⁰ D. Sokhan,¹⁴ A. Stavinsky,²³ S. S. Stepanyan,²⁵ S. Stepanyan,³ B. E. Stokes,¹⁶ P. Stoler,³⁴ I. I. Strakovsky,¹⁷ S. Strauch,^{17,1} M. Taiuti,²¹ D. J. Tedeschi,¹ A. Tkabladze,¹⁷ S. Tkachenko,³² L. Todor,^{36,9} M. Ungaro,^{34,13} M. F. Vineyard,^{37,36} A. V. Vlassov,²³ D. P. Watts,¹⁸ L. B. Weinstein,³² M. Williams,⁹ E. Wolin,³ A. Yegneswaran,³ L. Zana,²⁹ B. Zhang,²⁶ J. Zhang,³² B. Zhao,¹³ and Z. W. Zhao¹

(CLAS Collaboration)

¹University of South Carolina, Columbia, South Carolina 29208, USA

²Florida International University, Miami, Florida 33199, USA

³Thomas Jefferson National Accelerator Facility, Newport News, Virginia 23606, USA

⁴University of Giessen, D-35392 Giessen, Germany

⁵Argonne National Laboratory, Argonne, Illinois 60439, USA

⁶Arizona State University, Tempe, Arizona 85287-1504, USA

⁷University of California at Los Angeles, Los Angeles, California 90095-1547, USA

⁸California State University, Dominguez Hills, Carson, California 90747, USA

⁹Carnegie Mellon University, Pittsburgh, Pennsylvania 15213, USA

¹⁰Catholic University of America, Washington, D.C. 20064, USA

¹¹CEA-Saclay, Service de Physique Nucléaire, 91191 Gif-sur-Yvette, France

¹²Christopher Newport University, Newport News, Virginia 23606, USA

¹³University of Connecticut, Storrs, Connecticut 06269, USA

¹⁴Edinburgh University, Edinburgh EH9 3JZ, United Kingdom

¹⁵Fairfield University, Fairfield Connecticut 06824, USA

¹⁶Florida State University, Tallahassee, Florida 32306, USA

¹⁷The George Washington University, Washington, D.C. 20052, USA

¹⁸University of Glasgow, Glasgow G12 8QQ, United Kingdom

¹⁹Idaho State University, Pocatello, Idaho 83209, USA

²⁰INFN, Laboratori Nazionali di Frascati, 00044 Frascati, Italy

- ²¹*INFN, Sezione di Genova, 16146 Genova, Italy*
²²*Institut de Physique Nucleaire Orsay, Orsay, France*
²³*Institute of Theoretical and Experimental Physics, Moscow, 117259, Russia*
²⁴*James Madison University, Harrisonburg, Virginia 22807, USA*
²⁵*Kyungpook National University, Daegu 702-701, South Korea*
²⁶*Massachusetts Institute of Technology, Cambridge, Massachusetts 02139-4307, USA*
²⁷*University of Massachusetts, Amherst, Massachusetts 01003, USA*
²⁸*Moscow State University, General Nuclear Physics Institute, 119899 Moscow, Russia*
²⁹*University of New Hampshire, Durham, New Hampshire 03824-3568, USA*
³⁰*Norfolk State University, Norfolk, Virginia 23504, USA*
³¹*Ohio University, Athens, Ohio 45701, USA*
³²*Old Dominion University, Norfolk, Virginia 23529, USA*
³³*University of Pittsburgh, Pittsburgh, Pennsylvania 15260, USA*
³⁴*Rensselaer Polytechnic Institute, Troy, New York 12180-3590, USA*
³⁵*Rice University, Houston, Texas 77005-1892, USA*
³⁶*University of Richmond, Richmond, Virginia 23173, USA*
³⁷*Union College, Schenectady, New York 12308, USA*
³⁸*Virginia Polytechnic Institute and State University, Blacksburg, Virginia 24061-0435, USA*
³⁹*University of Virginia, Charlottesville, Virginia 22901, USA*
⁴⁰*College of William and Mary, Williamsburg, Virginia 23187-8795, USA*
⁴¹*Yerevan Physics Institute, 375036 Yerevan, Armenia*
(Received 20 July 2007; published 27 December 2007)

The photoproduction of vector mesons on various nuclei has been studied using the CLAS detector at Jefferson Laboratory. The vector mesons, ρ , ω , and ϕ , are observed via their decay to e^+e^- , in order to reduce the effects of final-state interactions in the nucleus. Of particular interest are possible in-medium effects on the properties of the ρ meson. The ρ mass spectrum is extracted from the data on various nuclei, ^2H , C, Fe, and Ti. We observe no significant mass shift and some broadening consistent with expected collisional broadening for the ρ meson.

DOI: [10.1103/PhysRevLett.99.262302](https://doi.org/10.1103/PhysRevLett.99.262302)

PACS numbers: 24.85.+p, 11.30.Rd, 14.40.Cs

The relation between the medium modification of the masses and chiral symmetry restoration in high density and temperature has been the subject of many studies, both experimentally and theoretically, for about two decades. Spontaneous breaking of the chiral symmetry leads to a nonzero value of chiral condensate, $\langle q\bar{q} \rangle \sim 300$ MeV, which is responsible for the masses of hadrons [1]. Indeed, most of the mass is generated dynamically. As the value of $\langle q\bar{q} \rangle$ is predicted to decrease with increasing temperature and density, in-medium modification of the masses is expected in hot or dense mediums [2–11]. Quantitative understanding of the dynamics in the non-perturbative regime of QCD is rather incomplete and therefore experimental data is essential. If these modifications exist, they could also be an indication of a transition from hadronic matter to a deconfined quark-gluon plasma [12].

To investigate these modifications, high temperature and density can be achieved by experiments using heavy-ion colliders. The first indication of a possible medium modification of the ρ meson came from the CERES [13] and HELIOS/3 [14] Collaborations at CERN in 1995. CERES reported on the measurement of low mass e^+e^- pairs from p -Au and Pb-Au collisions. While their proton-induced data could satisfactorily be accounted for by summing various hadron decay contributions, an enhancement over the hadronic contributions was observed for the Pb-Au data

in the mass range between 300 and 700 MeV. However, the resolution and statistics of the data did not allow a quantitative measure of a mass shift or a change in the width of the ρ vector meson. Recently, following an upgraded experiment, CERES reported a broadening in the mass of the ρ vector meson due to the baryonic interaction in the low mass region [15]. The result of dimuon measurement in In-In collision in the NA60 experiment at CERN can also be explained by a spectral function that exhibits considerable broadening, in particular, towards the lower mass regions of the ρ spectral function, while it shows no significant shift of its maximum [16–18].

Although a large medium effect is expected in the heavy-ion reactions, the results are integrated over a wide range of temperature and density, many channels contribute, and the reactions proceed far from equilibrium. This makes an exact interpretation of results difficult, and the connection between chiral symmetry restoration and in-medium modifications remains unclear [19–21]. However, the in-medium effects for the vector mesons at normal nuclear density and zero temperature are predicted to be so large that they can be studied by fixed-target experiments involving elementary reactions [22].

Brown *et al.* [8] start from an effective Lagrangian at low energy and zero density. They apply the same Lagrangian at nuclear density but with masses and cou-

pling constants that are modified according to the symmetry constraints of QCD (e.g., chiral symmetry). This model predicts an in-medium scaling law that results in a decrease in the mass of vector mesons by 20%.

Hatsuda *et al.* [9], based on QCD sum rule calculations, obtain mass changes of the vector mesons in the nuclear medium. Their calculations result in a linear decrease of the masses as a function of density introducing a mass shift parameter α :

$$\frac{m_{\text{VM}}(\rho)}{m_{\text{VM}}(\rho=0)} = 1 - \alpha \frac{\rho}{\rho_0}, \quad \alpha = 0.16 \pm 0.06, \quad (1)$$

where m_{VM} is the mass of the vector meson, ρ_0 indicates nominal nuclear density (0.16 fm^{-3}), and $\rho = 0$ indicates the vacuum.

Models based on nuclear many-body effects predict a broadening in the width of the ρ meson with increasing density. This prediction is based on the assumption that many-body excitations may be present with the same quantum numbers and can be mixed with the hadronic states [10,11,23–26]. Furthermore, due to the uncertainty of the coupling constants as a function of density, the branching ratios are expected to change in the nuclear medium and also distort the invariant mass spectrum of the resonance [27].

An observation of a medium-modified vector meson invariant mass decrease ($\alpha = 0.09 \pm 0.002$) has been claimed by a KEK-PS Collaboration in an experiment where 12 GeV protons were incident on nuclear targets, and the e^+e^- pairs were detected [28–30]. Very recently, the CBELSA-TAPS Collaboration has reported a 14% downward shift in the mass of the ω , where the analysis focused on the $\pi^0\gamma$ decay of low-momentum ω mesons photoproduced on a nuclear target [31].

The data for the present study were taken in 2002 using the CEBAF accelerator [32] and the CLAS detector located in Hall B of Jefferson Laboratory [33]. The incident bremsstrahlung photon beam on the target was produced from a primary electron beam of 3–4 GeV in energy.

The Čerenkov counters (CC) in combination with the electromagnetic calorimeters (EC) were the two most crucial CLAS components for this experiment. The EC and CC cover the forward part of the CLAS detector, subtending scattering angles of $8^\circ < \theta < 45^\circ$. The e^+e^- event selection and the rejection of the very large $\pi^+\pi^-$ background were done through cuts on the EC and the CC. The pion rejection (or misidentification) factor is determined to be of the order of 10^{-7} for a two-track measurement [34].

The target contained a liquid-deuterium cell and six solid foils, each with a 1.2 cm diameter. Four of the foils were carbon, one was titanium, and one iron. The total thickness of the deuterium and the four carbon targets was each 1 g/cm^2 , while the titanium and iron targets were each $\frac{1}{2} \text{ g/cm}^2$. The atomic weights of iron and titanium were close enough that the data from these two targets

were combined to increase the statistics. The separation between targets was 2.5 cm, the target nucleus was determined by the reconstructed position of the production vertex, and the CLAS vertex reconstruction resolution was 0.3 cm.

The object of this study is the invariant mass of e^+e^- from the decay of the vector mesons ρ , ω , and ϕ . This branching ratio for vector mesons into e^+e^- is of the order of 10^{-4} – 10^{-5} . Other physical processes also contribute to the background, for example, $\omega \rightarrow \pi^0 e^+e^-$, $\eta \rightarrow \gamma e^+e^-$, and $\pi^0 \rightarrow \gamma e^+e^-$ (Dalitz decay). In the case of the η and π^0 , the e^+e^- mass is below the region of interest. In the case of the ω , the Dalitz decay is also included in the expected spectrum, with this mode tied to the e^+e^- mode. The background from $\gamma A \rightarrow \pi^0 \pi^0 X$ with both pions decaying via the Dalitz mode is also considered. In this case, the e^+ may be detected from one pion and the e^- detected from the other. This process was simulated with the known $\pi^0\pi^0$ cross section [35] and angular distributions, and its contribution determined to be small (0.02%). In addition, Bethe-Heitler e^+e^- pairs have been simulated with the expected cross section and mass distribution, and also found to be negligible ($<0.01\%$).

Lepton pair production also has a background of random combinations of e^+e^- pairs due to uncorrelated sources occurring within the same 2 ns CEBAF beam bucket. The most salient feature of the uncorrelated sources is that they produce the same-charge lepton pairs as well as oppositely charged pairs. The same-charge pairs (e^+e^+ and e^-e^-) provide a natural normalization of the uncorrelated background.

The combinatorial background is determined by an event-mixing technique [20,36,37]. The electron of a given event is combined with positron of another event, as the two samples of electrons and positrons are completely uncorrelated. This produces the phase-space distribution where electrons and positrons are actually from different processes but lying in the same event.

The mixed opposite-charged leptons chosen from samples of uncorrelated events were used to estimate the shape of the combinatorial background. This distribution was then normalized to the number of expected opposite-charge pairs. The result is shown in Fig. 1 for the individual targets.

To simulate each physics process, a realistic model was employed and corrected for the CLAS acceptance. The events were generated using a code based on a semiclassical Boltzmann-Uehling-Uhlenbeck (BUU) transport model developed by the Giessen group that treats photon-nucleus reactions as a two-step process [38]. In the first step, the incoming photons react with a single nucleon, taking into account various nuclear effects, e.g., shadowing, Fermi motion, collisional broadening, Pauli blocking, and nuclear binding. Then in the second step, the produced particles are propagated explicitly through the nucleus allowing for

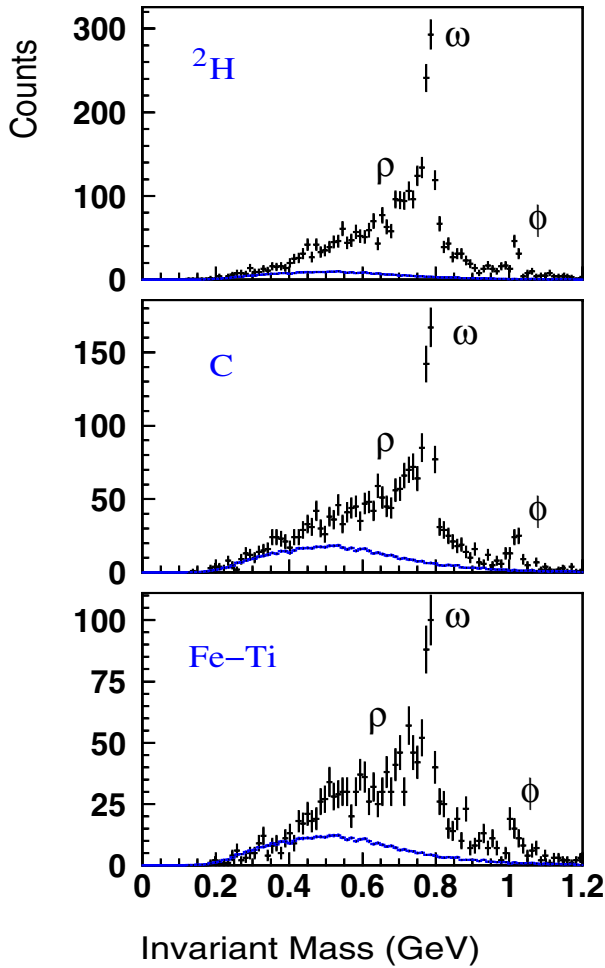


FIG. 1 (color online). Normalized combinatorial background (blue line) for all and individual targets compared to data (black crosses).

final-state interactions, governed by the semiclassical BUU transport equations. A complete treatment of the e^+e^- pair production from γA reactions at Jefferson Lab energies using this code can be found in Ref. [39].

The expected combinatorial background distributions are subtracted from the e^+e^- effective mass distributions. The peaks of the ω and ϕ vector mesons are prominent in the invariant mass spectra, and one can determine the normalization of these narrow peaks rather easily. The ω and ϕ vector mesons have long lifetimes ($c\tau = 23.4$ and 44.4 fm, respectively) and momenta >0.8 GeV, therefore, low probabilities of decaying inside the target nucleus. The shape of these peaks and the ω Dalitz channel are well described by the BUU model where the ratio of ω to ω Dalitz decay was also fixed to their branching ratios. These distributions were fit to the data, then the resulting normalized heights were subtracted, leaving just the experimental spectra of the ρ mass. These fits for carbon and for iron-titanium are shown in Fig. 2.

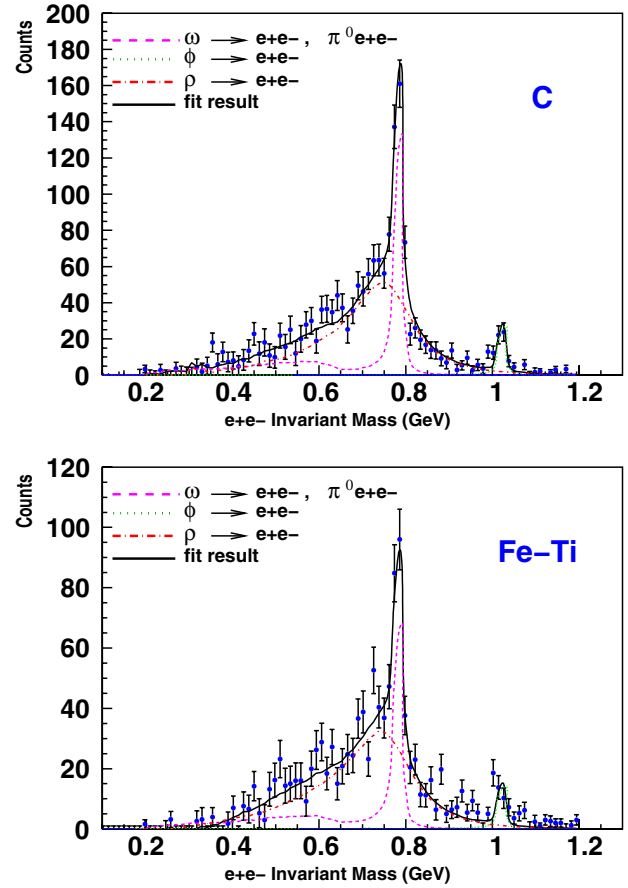


FIG. 2 (color online). Result of the fit to the e^+e^- invariant mass obtained for the carbon (top) and Fe-Ti (bottom) data. The curves are calculations by the BUU model [48,49] for various e^+e^- channels.

The extracted ρ mass distributions are then fit with the exact spectral functional form obtained from calculating the cross section of production of the ρ meson including the leptonic decay width [39–41]. The results of the fits superimposed on the data are shown in Fig. 3, and the results are tabulated in Table I. The fits describe the data very well, and while the width of the ρ meson is consistent with the natural width of 150 MeV and collisional broadening [43]—that is also included in the BUU calculations—it is not compatible with the doubling of the ρ width reported by NA60 [16].

A good approximation for the ρ spectral function used to fit the data is a Breit-Wigner function divided by μ^3 , where μ is the mass of the e^+e^- pair [39]. Indeed the fits to the Breit-Wigner function divided by μ^3 rather than a simple Breit-Wigner function describe the data very well (Fig. 4). (We note that the spectral functions themselves are of a symmetric Breit-Wigner shape without the asymmetric broadening towards lower masses observed in the results of the heavy-ion experiments.) The sensitivity of the fits to the $1/\mu^3$ factor indicates that the systematic uncertainties in the background subtraction are insignificant, and the ρ

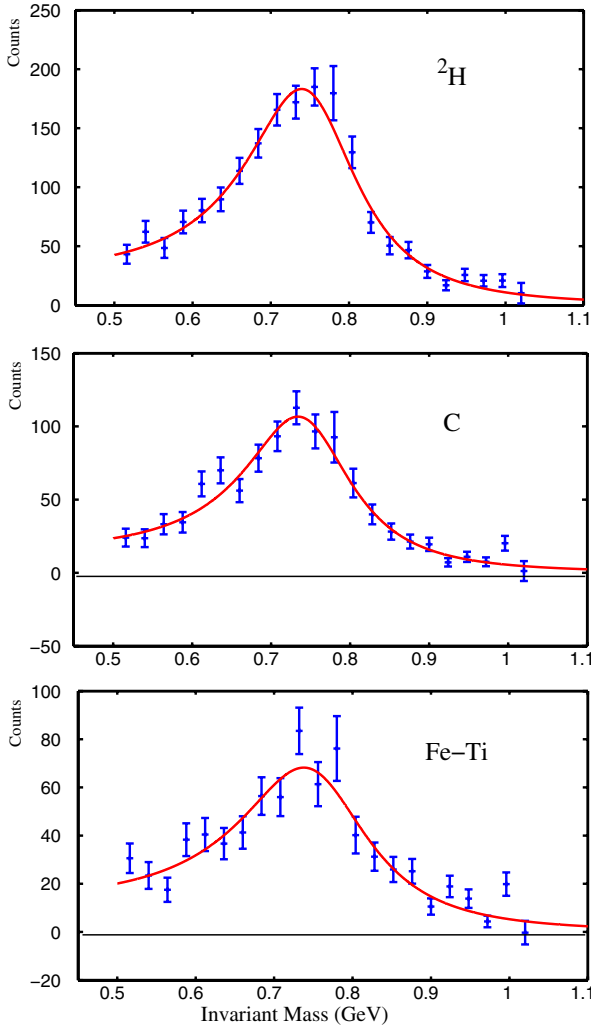


FIG. 3 (color online). The result of a simultaneous fit (solid lines) to the ρ mass spectra and the ratios for ${}^2\text{H}$ (top), C (middle), and Fe-Ti (bottom).

spectra are cleanly extracted. Similar results are obtained for the heavier targets, C and Fe-Ti, where the uncorrelated background is proportionally larger.

Based on the notation of Ref. [9] and Eq. (1), and using a ratio method [34], we obtain the shift parameter $\alpha = 0.02 \pm 0.02$ for the Fe-Ti target (effective density of $\rho \cong 0.5\rho_0$) with ρ momenta ranging from 0.8 to 3.0 GeV. This is consistent with no significant shift of the spectral func-

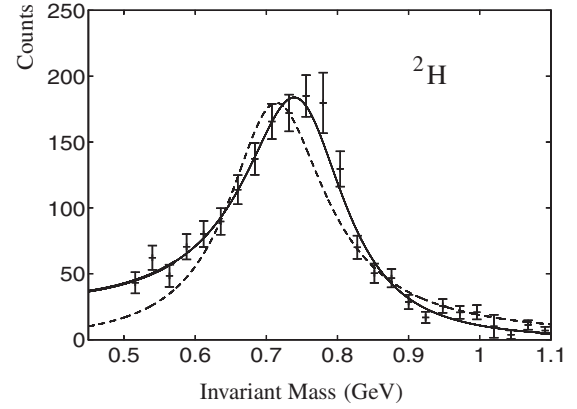


FIG. 4. Fits to the ρ mass distribution from ${}^2\text{H}$ data using a Breit-Wigner function (dashed line) and a Breit-Wigner function divided by μ^3 (solid line).

tion toward lower masses predicted by the calculations of Refs. [24,25] and those of Refs. [38,44] at ρ vector meson momenta >1 GeV.

The total systematic uncertainty for the measured α due to various sources is estimated to be $\Delta\alpha = \pm 0.01$ [34]. Our result sets an upper limit of $\alpha = 0.053$ with a 95% confidence level. This does not favor the prediction of Refs. [8,9] for a 20% mass shift and $\alpha = 0.16 \pm 0.06$, respectively, and is significantly different from other similar experiments [28–30], where $\alpha = 0.092 \pm 0.002$, with no broadening in the width of the ρ meson. Our results on the ρ vector meson are also not necessarily inconsistent with the result of the experiment in Ref. [31] that measures a -14% shift in the mass of the ω meson, since different medium modification mechanisms are indeed expected for ρ and ω mesons [45,46].

The extracted experimental ρ mass spectrum with the unique characteristic of electromagnetic interactions in both the production and decay is well described by the ρ functional form obtained from the exact calculations given in Refs. [39–41] with no modification beyond standard nuclear many-body effects. The momentum dependence of the in-medium modifications can also be studied with future higher statistics experiments. The theoretical interpretation of the first moment of the ρ spectral functions may also shed light on the relation between the chiral symmetry restoration and mass spectra observed in the experimental data [47].

TABLE I. The mass and width (in MeV) of the ρ meson obtained from the simultaneous fits to the mass spectra for each target and the ratio to ${}^2\text{H}$ compared to the result of the BUU simulations. The masses are consistent with the Particle Data Group values [42] (770.0 ± 0.8 MeV) and the widths are consistent with the natural width (150.7 ± 1.1 MeV) modified for collisional broadening.

| Target | Mass CLAS data | Width CLAS data | Mass BUU | Width BUU |
|----------------|-----------------|------------------|-----------------|------------------|
| ${}^2\text{H}$ | 770.3 ± 3.2 | 185.2 ± 8.6 | 774.5 ± 4.9 | 160.1 ± 10.2 |
| C | 762.5 ± 3.7 | 176.4 ± 9.5 | 773.8 ± 0.9 | 177.6 ± 2.1 |
| Fe-Ti | 779.0 ± 5.7 | 217.7 ± 14.5 | 773.8 ± 5.4 | 202.5 ± 11.6 |

We would like to thank the staff of the Accelerator and Physics Divisions at Jefferson Laboratory who made this experiment possible. This work was supported in part by the U.S. Department of Energy and National Science Foundation, the Research Corporation, the Deutsche Forschungsgemeinschaft, the Italian Istituto Nazionale de Fisica Nucleare, the French Centre National de la Recherche Scientifique and Commissariat à l'Énergie Atomique, the Korea Research Foundation, and the U.K. Engineering and Physical Science Research Council. Jefferson Science Associates (JSA) operates the Thomas Jefferson National Accelerator Facility for the United States Department of Energy under Contract No. DE-AC05-06OR23177.

-
- [1] F. Karsh, J. Phys. Conf. Ser. **46**, 122 (2006).
 [2] M. Gell-Mann *et al.*, Nuovo Cimento **16**, 705 (1960).
 [3] T. Hatsuda *et al.*, Phys. Rev. Lett. **55**, 158 (1985).
 [4] W. Weise, Nucl. Phys. **A553**, 59c (1993).
 [5] V. Bernard *et al.*, Nucl. Phys. **A489**, 647 (1988).
 [6] S. Klimt *et al.*, Phys. Lett. B **249**, 386 (1990).
 [7] E. V. Shuryak *et al.*, Phys. Rev. Lett. **66**, 2720 (1991).
 [8] G.E. Brown *et al.*, Phys. Rev. Lett. **66**, 2720 (1991).
 [9] T. Hatsuda *et al.*, Phys. Rev. C **46**, R34 (1992).
 [10] M. Herrman *et al.*, Nucl. Phys. **A545**, 267c (1992).
 [11] R. Rapp *et al.*, Nucl. Phys. **A617**, 472 (1997).
 [12] R. D. Pisarski, Phys. Lett. **110B**, 155 (1982).
 [13] G. Agakichiev *et al.* (CERES Collaboration), Phys. Rev. Lett. **75**, 1272 (1995).
 [14] M. Massera *et al.* (HELIOS/3 Collaboration), Nucl. Phys. **A590**, 93c (1995).
 [15] D. Adamova *et al.*, arXiv:nucl-ex/0611022v1.
 [16] R. Arnaldi *et al.*, Phys. Rev. Lett. **96**, 162302 (2006).
 [17] S. Damjanovic *et al.*, Eur. Phys. J. C **49**, 235 (2007).
 [18] S. Damjanovic *et al.*, Nucl. Phys. **A783**, 327 (2007).
 [19] Agakichiev *et al.*, Phys. Lett. B **422**, 405 (1998).
 [20] A. Toia, Nucl. Phys. **A774**, 743 (2006).
 [21] Agakichiev *et al.*, Eur. Phys. J. C **41**, 475 (2005).
 [22] U. Mosel, in *Proceedings of the International Workshop XXVIII on Gross Properties of Nuclei and Nuclear Excitations, Hirschegg, Austria, 2000* (GSI, Darmstadt, 2000).
 [23] W. Peters *et al.*, Nucl. Phys. **A632**, 109 (1998).
 [24] M. Urban *et al.*, Nucl. Phys. **A673**, 357 (2000).
 [25] D. Cabrera *et al.*, Nucl. Phys. **A705**, 90 (2002).
 [26] M. F. M. Lutz *et al.*, Nucl. Phys. **A706**, 431 (2002).
 [27] F. Eichstaedt *et al.*, arXiv:nucl-th/07040154v1.
 [28] R. Muto *et al.*, J. Phys. G **30**, S1023 (2004).
 [29] R. Muto *et al.* (KEK-PS E325 Collaboration), Phys. Rev. Lett. **98**, 042501 (2007).
 [30] M. Naruki *et al.*, Phys. Rev. Lett. **96**, 092301 (2006).
 [31] D. Trnka *et al.* (CBELSA/TAPS Collaboration), Phys. Rev. Lett. **94**, 192303 (2005).
 [32] C. W. Leemann *et al.*, Annu. Rev. Nucl. Part. Sci. **51**, 413 (2001).
 [33] B. A. Mecking *et al.*, Nucl. Instrum. Methods Phys. Res., Sect. A **503**, 513 (2003).
 [34] M. H. Wood *et al.* (CLAS Collaboration), “Light Vector Mesons in the Nuclear Medium” (to be published).
 [35] M. Fuchs, in *Proceedings of the Workshop on the Physics of Excited Nucleons (NSTAR 2005), Tallahassee, FL, 2005*, edited by S. Capstick, V. Crede, and P.M. Eugenio (World Scientific, Singapore, 2006) p. 324.
 [36] G. Jancso *et al.*, Nucl. Phys. **B124**, 1 (1977).
 [37] D. Jouan *et al.*, Institut de Physique Nucleaire d'Orsay, Report No. IPNO-DR-02.015, 2002.
 [38] P. Muehlich *et al.*, Phys. Rev. C **67**, 024605 (2003).
 [39] M. Effenberger *et al.*, Phys. Rev. C **60**, 044614 (1999).
 [40] Guo-Qiang Li *et al.*, Nucl. Phys. **A611**, 539 (1996).
 [41] H. B. O'Connell *et al.*, Prog. Part. Nucl. Phys. **39**, 201 (1997).
 [42] W.-M. Yao *et al.* (Particle Data Group), J. Phys. G **33**, 1 (2006).
 [43] D. V. Bugg, Nucl. Phys. **B88**, 381 (1975).
 [44] M. Post *et al.*, Nucl. Phys. **A741**, 81 (2004).
 [45] A. K. Dutt-Mazumder *et al.*, Phys. Rev. C **63**, 015204 (2000).
 [46] B. Steinmueller *et al.*, Nucl. Phys. **A778**, 195 (2006).
 [47] W. Weise, in *Proceedings of the Medium Properties, Chiral Symmetry, and Astrophysical Phenomena Conference, Berkeley, CA, 2007* (unpublished).
 [48] M. Effenberger *et al.*, Phys. Rev. C **62**, 014605 (2000).
 [49] M. Effenberger *et al.*, Phys. Rev. C **60**, 027601 (1999).