

Detection of High-Energy Gamma Rays from Winter Thunderclouds

H. Tsuchiya,¹ T. Enoto,² S. Yamada,² T. Yuasa,² M. Kawaharada,¹ T. Kitaguchi,² M. Kokubun,³ H. Kato,¹ M. Okano,¹ S. Nakamura,⁴ and K. Makishima^{1,2}

¹*Cosmic Radiation Laboratory, Riken, 2-1, Hirosawa, Wako, Saitama 351-0198, Japan*

²*Department of Physics, University of Tokyo, 7-3-1, Hongo, Bunkyo-ku, Tokyo 113-0033, Japan*

³*Department of High Energy Astrophysics, Institute of Space and Astronautical Science, JAXA, 3-1-1, Sagamihara, Kanagawa 229-8501, Japan*

⁴*Department of Physics, Tokyo University of Science, 1-3, Kagurazaka, Shinjuku-ku, Tokyo 162-8601, Japan*

(Received 21 June 2007; published 17 October 2007)

A report is made on a comprehensive observation of a burstlike γ -ray emission from thunderclouds on the Sea of Japan, during strong thunderstorms on 6 January 2007. The detected emission, lasting for ~ 40 sec, preceded cloud-to-ground lightning discharges. The burst spectrum, extending to 10 MeV, can be interpreted as consisting of bremsstrahlung photons originating from relativistic electrons. This ground-based observation provides the first clear evidence that strong electric fields in thunderclouds can continuously accelerate electrons beyond 10 MeV prior to lightning discharges.

DOI: [10.1103/PhysRevLett.99.165002](https://doi.org/10.1103/PhysRevLett.99.165002)

PACS numbers: 92.60.Pw, 82.33.Xj, 93.85.-q

Introduction.—As first suggested by Wilson [1], intense electric fields in thunderclouds and lightning are considered to accelerate charged particles to relativistic energies, which in turn will produce bremsstrahlung photons. Thus, a detailed investigation of such photons is expected to provide a valuable key to the particle acceleration process in strong electric fields.

Thunderclouds are found to have electric fields reaching 100 kV m^{-1} [2], or sometimes even $>400 \text{ kV m}^{-1}$ [3]. Usually, frequent collisions in the dense atmosphere will not allow electrons to be accelerated even under such a strong electric field. However, seed electrons more energetic than $\sim 100 \text{ keV}$, if once produced by, e.g., cosmic rays, can gain energies from the electric field fast enough to overcome the collisional energy losses. Thus, such electrons are accelerated and multiplied in the atmosphere, because their mean free paths get progressively longer, up to $\sim 50 \text{ m}$, as they acquire higher energies. This is the concept of runaway electron avalanche mechanism [4]. When these conditions are fulfilled, electrons can be accelerated in thunderclouds to several tens MeV energies or higher, and then produce bremsstrahlung γ rays.

Actually, sudden nonthermal x- or γ -ray emissions from upper atmosphere, called terrestrial γ -ray flashes, have been observed at equatorial latitudes by near-Earth satellites [5,6]. The spectra of the flashes are roughly expressed by power-law functions with the photon indices of ~ -1 [7], some of them extending up to 10–20 MeV. Now they have been interpreted as arising from high-altitude electrical discharges above thunderstorms. In addition, ground-based observatories have also detected similar photon bursts from natural [8,9] and rocket-triggered [10,11] lightning, revealing that the bursts are mostly associated with lightning discharge processes. The burst spectra in the rocket-triggered lightning mostly extend up to $\sim 250 \text{ keV}$,

or to 10 MeV [12] on rare occasions. These bursts including the terrestrial γ -ray flashes have typical duration of milliseconds or less.

In addition to those short-duration bursts, more prolonged radiation from thunder activity, lasting for a few tens seconds to minutes, have been observed by detectors at high mountains during summer seasons [13,14]. Also radiation-monitoring posts, arranged in nuclear power plants in the coastal area of Sea of Japan, have frequently detected such prolonged events associated with winter thunderstorms [15]. However, compared with the short-duration events, the longer duration ones have remained much less understood, due to inadequate information on, e.g., the particle species, their arrival direction, and energy spectrum. Here we show one observation revealing those essential features of the prolonged burst.

Experiment.—Kashiwazaki-Kariwa nuclear power plant is located in the coastal area of Sea of Japan in Niigata prefecture, where thunder activity is very high in November through January. Installed at the rooftop of a building in this power plant, our new automated radiation detection system has been continuously and successfully operated since 22 December 2006. The system consists of two independent and complementary parts, detector-A and detector-B, placed with a separation of $\sim 10 \text{ m}$. Designed after the hard x-ray detector experiment [16] on-board the 5th Japanese cosmic x-ray satellite Suzaku, detector-A consists of two identical main detectors, each having a structure shown in Fig. 1; it comprises a cylindrical NaI scintillator operated in $40 \text{ keV} - 3 \text{ MeV}$, surrounded by a well-type BGO ($\text{Bi}_4\text{Ge}_3\text{O}_{12}$) scintillator shield counter of which the average thickness is around 2.0 cm . Placed above the two main counters is a 5 mm thick plastic scintillator. Detector-A records the energy deposit of each event, and its arrival time with a time resolution of $10 \mu\text{s}$. As an impor-

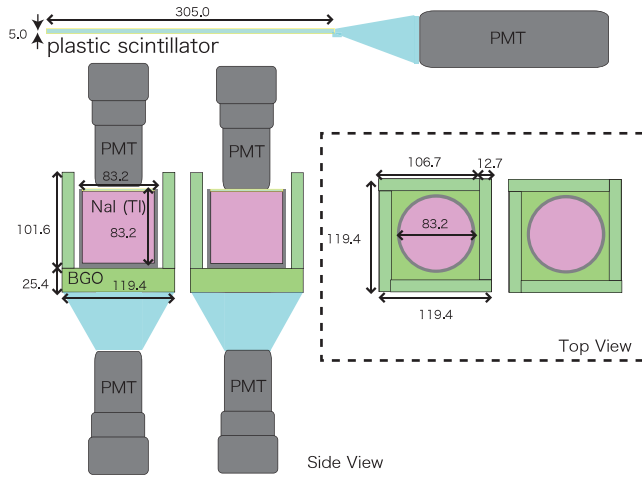


FIG. 1 (color). Schematic views of the two main sensors and the plastic scintillator of detector-A—photomultiplier (PMT). Numbers represent scales in millimeter.

tant feature of detector-A, the surrounding BGO shields prevent low-energy environmental radiations from impinging on the NaI scintillator. Furthermore, using the signals of the BGO shields, we can roughly know where an incident particle comes from. When the NaI scintillator is triggered by an incident particle and the NaI signals does not coincide with the BGO ones, the incident particle would generally arrive from the vertical direction neither the horizontal one nor the ground since the BGO shields firmly cover side and bottom of each NaI scintillator. Thus, using the BGO signals in anticoincidence, we can reduce background of the NaI scintillator, and give it broad directional sensitivity towards the vertical direction.

Aiming at higher energy ranges, detector-B utilizes NaI and CsI scintillation counters observing in 40 keV–10 MeV and 600 keV–80 MeV, respectively. With a spherical shape, both work as omnidirectional monitors without anticoincidence shields. Each of them accumulates pulse-height spectra in 1024 channels every 6 sec, and record broadband pulse counts every second.

In addition to detectors A and B, we measure environmental light and electric field. Three light sensors are used to measure optical intensity in different directions, each consisting of a Si photodiode (HAMAMATSU S1226-8BK) and a handmade analog circuit. Output signals of each light sensor are fed to a 12 bit analog-to-digital converter (ADC), and recorded as ADC values every 0.1 sec. The electric field sensor is a commercial product (BOLTEK EFM-100), and its analog output is collected by a 12 bit ADC every 1 sec and converted to the electric field strength between $\pm 10 \text{ kV m}^{-1}$ with a resolution of 5 V m^{-1} . Details of our system are reported by Enoto [17], and will be published elsewhere.

Results.—On 6 January 2007, the coastal area of Sea of Japan was covered with one of the strongest thunderstorms in this winter. Figure 2 shows count-rate histories of the

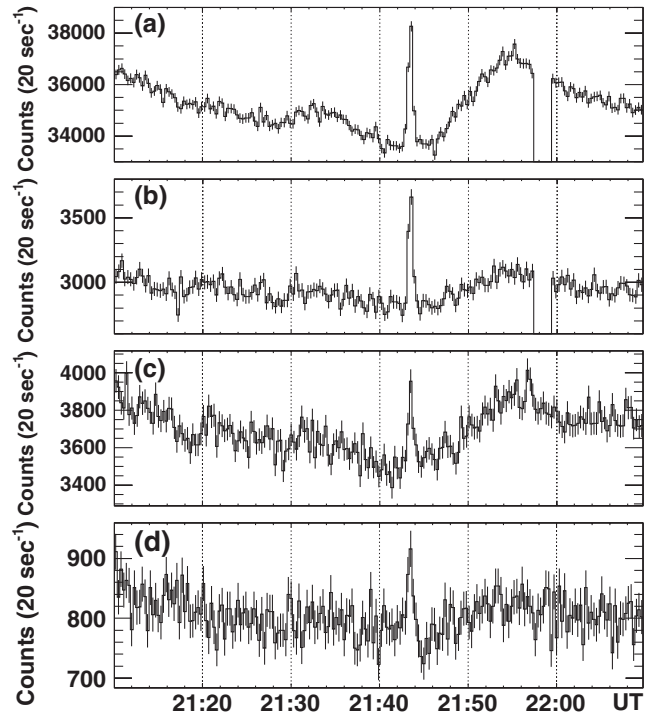


FIG. 2. Count rates per 20 sec of 4 inorganic scintillators between 21:10 and 22:10 UT on 6 January 2007. All abscissa represent universal time, and all errors are statistical 1σ . Panels (a) and (b) show the count rates in $>40 \text{ keV}$ data from the BGO and NaI scintillators of detector-A, respectively. Panels (c) and (d) give $>40 \text{ keV}$ and $>600 \text{ keV}$ data from the NaI and CsI counters of detector-B, respectively. The gaps in panels (a) and (b) are due to regular interruption of data acquisition of detector-A every hour.

BGO and NaI scintillators of detector-A, and of the NaI and CsI counters of detector-B, obtained from 21:10 to 22:10 UT on this day (6:10 to 7:10 local standard time on January 7). Superposed on gradual background changes due to fall outs of radioactive radon, we have detected a remarkable count enhancement at about 21:43, lasting for $\sim 1 \text{ min}$. This event, or “burst”, is thus highly significant in all the inorganic scintillators of our system.

Figure 3 gives details of the count-rate histories between 21:40 and 21:50 UT. Records of light and electric fields are also shown. The signal in detector-A is most prominent in the $>3 \text{ MeV}$ range covered by the last overflow bin [Fig. 3(a)], where the excess counts in a 36 sec of 21:43:09–21:43:45 UT, calculated by subtracting the background from the total counts during the burst, become 129 ± 17 and 43.6 ± 3.5 , without and with the BGO anticoincidence, respectively. The NaI and CsI counters of detector-B recorded 3–10 MeV excess counts of 74.2 ± 9.6 and 53.3 ± 8.4 , respectively [Fig. 3(b)]. Therefore, the burst intensity from the two Detectors (without anticoincidence for A) agrees with one another, since the values from detector-A sum the two counters.

At 21:44:18 UT, or 70 sec after the burst onset, the optical data rapidly increased for about 1 sec [Fig. 3(c)], with a rise time less than the sampling time which is 100 ms. In coincidence with this flash, the electric field quickly changed its polarity from positive values ($\geq 5 \text{ kV m}^{-1}$) during the burst to negative ($\leq -10 \text{ kV m}^{-1}$), although the signal is saturated at $\pm 10 \text{ kV m}^{-1}$ due to the limited range of the electric field sensor. Thus, the first flash can be interpreted as a lightning discharge; so are the subsequent four flashes. The burst had already ceased by the first lightning, and no increase accompanied any of the total five discharges. Thus, the observed event appears to be associated with thunderclouds themselves, rather than to the lightning discharges.

During the burst, the plastic scintillator of detector-A [Fig. 3(e)], with its lower threshold set at 1 MeV, showed no significant excess signals. Quantitatively, the number of events detected by the plastic scintillator with an area of 464 cm^2 in the 36 sec is 185 ± 14 , which is consistent with the number, 191, predicted by its longer-term average

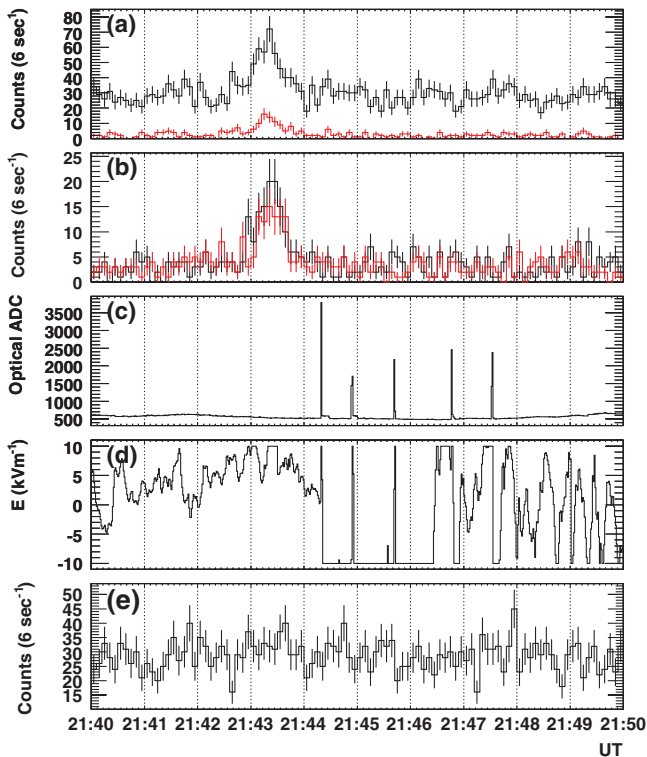


FIG. 3 (color). Detailed count-rate histories of the radiation sensors, and the light and electric field monitors, between 21:40 and 21:50 UT. All abscissa are universal time. All bins except those in panels (c) and (d) have 1σ statistical errors. (a) Count histories per 6 sec in $>3 \text{ MeV}$ energies from the main NaI sensors of detector-A, without (black) and with (red) the BGO anticoincidence. (b) 3–10 MeV counts every 6 sec from the NaI (black) and CsI (red) scintillators of detector-B. (c) 1-sec optical data variations. (d) 1-sec electric field data variations. (e) $>1 \text{ MeV}$ counts every 6 sec from the plastic scintillator of detector-A.

count. The lack of excess signals in the plastic scintillator, together with the long-burst duration, excludes the burst being due to electrical noise. Furthermore, we can conclude that the burst is dominated by γ rays, since the thin plastic scintillator has high detection efficiency for charged particles but is nearly transparent to γ rays. Another important information, derived from the data, is that the photons came from a sky, probably covered with thunderclouds, rather than from the ground. Actually, excess count ratio between NaI [Fig. 2(b)] and BGO [Fig. 2(a)] of detector-A, $\sim 0.18 \pm 0.03$, is significantly higher than their normal count ratio, 0.08, which is due mostly to environmental radioactivity.

Figure 4 shows pulse-height spectra of the burst from detector-A and B, accumulated for the same 36 sec; we subtracted background averaged over 21:30–21:40 UT and 21:45–21:55 UT. Thus, the excess counts in both systems exhibit very hard continuum spectra. The spectra of detector-B, in particular, extend up to 10 MeV. Supposing that the γ rays came from the thunderclouds, these spectra imply that electrons were accelerated in the thunderclouds at least to 10 MeV, or to higher energies in order to efficiently produce the 10 MeV photons.

Based on results from an experiment [12], and from a Monte Carlo simulation [18], we may assume that the photon number spectrum arriving at the top of our system has a power-law form as $\alpha \times E^\beta$, where α is normalization in units of photons $\text{MeV}^{-1} \text{ cm}^{-2}$, β is the photon index, and E is the photon energy in MeV. In this work, the data points in 600 keV–10 MeV where both NaI and CsI counters can cover are selected [Fig. 4(b)]. Then, convolving this model with the detector responses, and fitting it to the observed spectra (but excluding data points with too

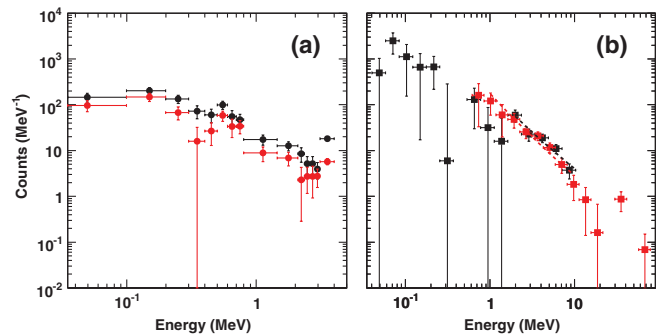


FIG. 4 (color). Background-subtracted photon energy spectra accumulated over the 36 sec. All horizontal and vertical axes show the photon energy and the counts per each energy bin, respectively. Error bars are statistical 1σ . (a) Spectra from detector-A. Black and red circles show data of the main NaI counters (summed over the two units), without and with the BGO anticoincidence. (b) Spectra from detector-B. Black and red squares are from NaI and CsI counters, respectively. Black and red dashed lines show predictions of the best-fit incident power-law model, determined over the energy range where the dashed lines are drawn.

large errors), we obtained $\alpha = 2.63 \pm 0.92$ and $\beta = -1.58 \pm 0.23$ ($\chi^2/\text{d.o.f.} = 3.3/3$) from NaI of detector-B, while $\alpha = 1.93 \pm 0.42$ and $\beta = -1.69 \pm 0.15$ ($\chi^2/\text{d.o.f.} = 5.3/6$) from CsI. Thus, the two sets of results are consistent. Weighted means of the two estimates become $\alpha = 2.04 \pm 0.38$ and $\beta = -1.66 \pm 0.13$. The spectra from detector-A are generally consistent with this. In reality, the observed photons must be produced at some distance, and propagate in the atmosphere while they are attenuated mainly via Compton scattering. When corrected for the mild energy dependence of the Compton cross section, the photon index softens to -2.01 ± 0.14 , -2.44 ± 0.15 , and -3.03 ± 0.16 , assuming the source distance of 300, 600, and 1000 m, respectively.

Discussions.—With respect to the duration and its precedence to the lightning, the present event is similar to one event observed by Torii *et al.* [15], on another nuclear plant located on the same coastal area with a separation of 300 km. However, compared with their results, the present work provides a few new findings. That is, we have confirmed that the signal is dominated by γ rays arriving from the sky direction. In addition, our results reveal that the photon spectrum extends up to 10 MeV.

The photon spectrum detected in the present work, extending up to 10 MeV, clearly indicates a nonthermal emission mechanism. The most promising candidate process is bremsstrahlung. Then, we can draw a following possible scenario to explain the present observation [17]. Generally, a winter thundercloud along the Sea of Japan is considered to have 3-layer (positive-negative-positive) charge structure in the vertical direction [19]. Then, the lower part of such thunderclouds is positively charged. Electrons, first produced by cosmic rays, will be accelerated by the runaway electron avalanche process [4] from the middle part to the cloud bottom (or top), emitting bremsstrahlung γ rays toward the ground (or sky). Since the γ rays must be relativistically beamed into a narrow cone ($\sim 3^\circ$ half-cone angle for a 10 MeV electron), we can detect such photons only under rare conditions when the cone happens to fall on our detector.

Let us briefly evaluate energetics of the above scenario. Since we observed a fluence of 1–10 MeV photons as $n_p = 2.4 \times 10^4 \text{ m}^{-2}$, the total number of these photons at the source N_p becomes $d^2 n_p \epsilon^{-1} \Delta\Omega$, where d is the source distance, ϵ is the atmospheric attenuation factor, and $\Delta\Omega$ is a solid angle of the possibly beamed emission. The values of ϵ for 3 MeV photons are calculated, e.g., as 0.3, 0.08, and 0.01 for $d = 300, 600,$ and 1000 m, respectively. Employing $\Delta\Omega = 8.6 \times 10^{-3}$ (or equivalently a half-cone angle of $\sim 3^\circ$) which is appropriate for 10 MeV electrons, we obtain $N_p \sim 10^8 (d/300 \text{ m})^2 (0.3/\epsilon)$. Since a 10 MeV electron traveling ~ 50 m in the atmosphere is expected to lose a minor fraction, $\eta \sim 10^{-2}$ [20], of its energy into 3 MeV bremsstrahlung photons, the overall energy of the produced relativistic electrons is estimated as

$$E_e = N_p / \eta \times 10 \text{ MeV} \sim 10^{-2} (d/300 \text{ m})^2 (0.3/\epsilon) \text{ J}. \quad (1)$$

Of course, the estimate is subject to rather large uncertainties, because we may not have observed the peak of the radiation beam. Nevertheless, the estimated E_e is a negligible fraction of an energy associated with a single lightning, 10^7 – 10^{10} J [21], ensuring that the scenario is energetically feasible.

In summary, we have successfully shown that electrons are accelerated beyond 10 MeV in thunderclouds, for an extended period, prior to lightning discharges rather than in coincidence with them. Thus, this kind of observation of nonthermal x- or γ -ray emissions associated with thunderclouds and lightning will provide a valuable key to the particle acceleration processes in strong electric fields.

T. Torii kindly gave us helpful advice on our experiment. We greatly thank members of radiation safety group of Kashiwazaki-Kariwa power station, Tokyo Electric Power Company, including K. Oshimi, T. Nakamura, K. Inomata, and Y. Iwasaki, for support of our experiment. We are grateful to S. Otsuka and Y. Ikegami for design and construction of housings of our system. This work is supported in part by the Special Research Project for Basic Science in RIKEN, titled “Investigation of Spontaneously Evolving Systems.” The work is also supported in part by Grant-in-Aid for Scientific Research (S), No. 18104004.

-
- [1] C. T. R. Wilson, Proc. Phys. Soc. London **37**, 32 (1924).
 - [2] T. C. Marshall, W. D. Rust, and M. Stolzenburg, J. Geophys. Res. **100**, 1001 (1995).
 - [3] T. C. Marshall *et al.*, Geophys. Res. Lett. **32**, L03 813 (2005).
 - [4] A. V. Gurevich, G. M. Milikh, and R. Roussel-Dupre, Phys. Lett. A **165**, 463 (1992).
 - [5] G. J. Fishman *et al.*, Science **264**, 1313 (1994).
 - [6] D. M. Smith *et al.*, Science **307**, 1085 (2005).
 - [7] R. J. Nemiroff, J. T. Bonnell, and J. P. Norris, J. Geophys. Res. **102**, 9659 (1997).
 - [8] C. B. Moore *et al.*, Geophys. Res. Lett. **28**, 2141 (2001).
 - [9] J. R. Dwyer *et al.*, Geophys. Res. Lett. **32**, L01 803 (2005).
 - [10] J. R. Dwyer *et al.*, Science **299**, 694 (2003).
 - [11] J. R. Dwyer *et al.*, Geophys. Res. Lett. **31**, L05 118 (2004).
 - [12] J. R. Dwyer *et al.*, Geophys. Res. Lett. **31**, L05 119 (2004).
 - [13] A. P. Chubenko *et al.*, Phys. Lett. A **275**, 90 (2000).
 - [14] Y. Muraki *et al.*, Phys. Rev. D **69**, 123010 (2004).
 - [15] T. Torii, M. Takeishi, and T. Hosono, J. Geophys. Res. **107**, 4324 (2002).
 - [16] T. Takahashi *et al.*, Publ. Astron. Soc. Jpn. **59**, 35 (2007).
 - [17] T. Enoto, Master thesis, University of Tokyo, 2007 (in Japanese).
 - [18] T. Torii *et al.*, Geophys. Res. Lett. **31**, L05 113 (2004).
 - [19] N. Kitagawa and K. Michimoto, J. Geophys. Res. **99**, 10 713 (1994).
 - [20] B. Rossi, *High-Energy Particles* (Prentice-Hall, Englewood Cliffs, N.J., 1965), p. 51.
 - [21] T. C. Marshall and M. Stolzenburg, J. Geophys. Res. **106**, 4757 (2001).