

Observation of a New D_s Meson Decaying to DK at a Mass of $2.86 \text{ GeV}/c^2$

B. Aubert,¹ R. Barate,¹ M. Bona,¹ D. Boutigny,¹ F. Couderc,¹ Y. Karyotakis,¹ J. P. Lees,¹ V. Poireau,¹ V. Tisserand,¹ A. Zghiche,¹ E. Grauges,² L. Lopez,³ A. Palano,³ J. C. Chen,⁴ N. D. Qi,⁴ G. Rong,⁴ P. Wang,⁴ Y. S. Zhu,⁴ G. Eigen,⁵ I. Ofte,⁵ B. Stugu,⁵ G. S. Abrams,⁶ M. Battaglia,⁶ D. N. Brown,⁶ J. Button-Shafer,⁶ R. N. Cahn,⁶ E. Charles,⁶ M. S. Gill,⁶ Y. Groyzman,⁶ R. G. Jacobsen,⁶ J. A. Kadyk,⁶ L. T. Kerth,⁶ Yu. G. Kolomensky,⁶ G. Kukartsev,⁶ G. Lynch,⁶ L. M. Mir,⁶ T. J. Orimoto,⁶ M. Pripstein,⁶ N. A. Roe,⁶ M. T. Ronan,⁶ W. A. Wenzel,⁶ P. del Amo Sanchez,⁷ M. Barrett,⁷ K. E. Ford,⁷ T. J. Harrison,⁷ A. J. Hart,⁷ C. M. Hawkes,⁷ S. E. Morgan,⁷ A. T. Watson,⁷ T. Held,⁸ H. Koch,⁸ B. Lewandowski,⁸ M. Pelizaeus,⁸ K. Peters,⁸ T. Schroeder,⁸ M. Steinke,⁸ J. T. Boyd,⁹ J. P. Burke,⁹ W. N. Cottingham,⁹ D. Walker,⁹ T. Cuhadar-Donszelmann,¹⁰ B. G. Fulsom,¹⁰ C. Hearty,¹⁰ N. S. Knecht,¹⁰ T. S. Mattison,¹⁰ J. A. McKenna,¹⁰ A. Khan,¹¹ P. Kyberd,¹¹ M. Saleem,¹¹ D. J. Sherwood,¹¹ L. Teodorescu,¹¹ V. E. Blinov,¹² A. D. Bukin,¹² V. P. Druzhinin,¹² V. B. Golubev,¹² A. P. Onuchin,¹² S. I. Serednyakov,¹² Yu. I. Skovpen,¹² E. P. Solodov,¹² K. Yu. Todyshev,¹² D. S. Best,¹³ M. Bondioli,¹³ M. Bruinsma,¹³ M. Chao,¹³ S. Curry,¹³ I. Eschrich,¹³ D. Kirkby,¹³ A. J. Lankford,¹³ P. Lund,¹³ M. Mandelkern,¹³ R. K. Mommsen,¹³ W. Roethel,¹³ D. P. Stoker,¹³ S. Abachi,¹⁴ C. Buchanan,¹⁴ S. D. Foulkes,¹⁵ J. W. Gary,¹⁵ O. Long,¹⁵ B. C. Shen,¹⁵ K. Wang,¹⁵ L. Zhang,¹⁵ H. K. Hadavand,¹⁶ E. J. Hill,¹⁶ H. P. Paar,¹⁶ S. Rahatlou,¹⁶ V. Sharma,¹⁶ J. W. Berryhill,¹⁷ C. Campagnari,¹⁷ A. Cunha,¹⁷ B. Dahmes,¹⁷ T. M. Hong,¹⁷ D. Kovalskyi,¹⁷ J. D. Richman,¹⁷ T. W. Beck,¹⁸ A. M. Eisner,¹⁸ C. J. Flacco,¹⁸ C. A. Heusch,¹⁸ J. Kroseberg,¹⁸ W. S. Lockman,¹⁸ G. Nesom,¹⁸ T. Schalk,¹⁸ B. A. Schumm,¹⁸ A. Seiden,¹⁸ P. Spradlin,¹⁸ D. C. Williams,¹⁸ M. G. Wilson,¹⁸ J. Albert,¹⁹ E. Chen,¹⁹ A. Dvoretzki,¹⁹ F. Fang,¹⁹ D. G. Hitlin,¹⁹ I. Narsky,¹⁹ T. Piatenko,¹⁹ F. C. Porter,¹⁹ A. Ryd,¹⁹ A. Samuel,¹⁹ G. Mancinelli,²⁰ B. T. Meadows,²⁰ K. Mishra,²⁰ M. D. Sokoloff,²⁰ F. Blanc,²¹ P. C. Bloom,²¹ S. Chen,²¹ W. T. Ford,²¹ J. F. Hirschauer,²¹ A. Kreisel,²¹ M. Nagel,²¹ U. Nauenberg,²¹ A. Olivas,²¹ W. O. Ruddick,²¹ J. G. Smith,²¹ K. A. Ulmer,²¹ S. R. Wagner,²¹ J. Zhang,²¹ A. Chen,²² E. A. Eckhart,²² A. Soffer,²² W. H. Toki,²² R. J. Wilson,²² F. Winklmeier,²² Q. Zeng,²² D. D. Altenburg,²³ E. Feltresi,²³ A. Hauke,²³ H. Jasper,²³ A. Petzold,²³ B. Spaan,²³ T. Brandt,²⁴ V. Klose,²⁴ H. M. Lacker,²⁴ W. F. Mader,²⁴ R. Nogowski,²⁴ J. Schubert,²⁴ K. R. Schubert,²⁴ R. Schwierz,²⁴ J. E. Sundermann,²⁴ A. Volk,²⁴ D. Bernard,²⁵ G. R. Bonneaud,²⁵ P. Grenier,^{25,*} E. Latour,²⁵ Ch. Thiebaut,²⁵ M. Verderi,²⁵ P. J. Clark,²⁶ W. Gradl,²⁶ F. Muheim,²⁶ S. Playfer,²⁶ A. I. Robertson,²⁶ Y. Xie,²⁶ M. Andreotti,²⁷ D. Bettoni,²⁷ C. Bozzi,²⁷ R. Calabrese,²⁷ G. Cibinetto,²⁷ E. Luppi,²⁷ M. Negrini,²⁷ A. Petrella,²⁷ L. Piemontese,²⁷ E. Prencipe,²⁷ F. Anulli,²⁸ R. Baldini-Feroli,²⁸ A. Calcaterra,²⁸ R. de Sangro,²⁸ G. Finocchiaro,²⁸ S. Pacetti,²⁸ P. Patteri,²⁸ I. M. Peruzzi,^{28,†} M. Piccolo,²⁸ M. Rama,²⁸ A. Zallo,²⁸ A. Buzzo,²⁹ R. Capra,²⁹ R. Contri,²⁹ M. Lo Vetere,²⁹ M. M. Macri,²⁹ M. R. Monge,²⁹ S. Passaggio,²⁹ C. Patrignani,²⁹ E. Robutti,²⁹ A. Santroni,²⁹ S. Tosi,²⁹ G. Brandenburg,³⁰ K. S. Chaisanguanthum,³⁰ M. Morii,³⁰ J. Wu,³⁰ R. S. Dubitzky,³¹ J. Marks,³¹ S. Schenk,³¹ U. Uwer,³¹ D. J. Bard,³² W. Bhimji,³² D. A. Bowerman,³² P. D. Dauncey,³² U. Egede,³² R. L. Flack,³² J. A. Nash,³² M. B. Nikolich,³² W. Panduro Vazquez,³² P. K. Behera,³³ X. Chai,³³ M. J. Charles,³³ U. Mallik,³³ N. T. Meyer,³³ V. Ziegler,³³ J. Cochran,³⁴ H. B. Crawley,³⁴ L. Dong,³⁴ V. Eyges,³⁴ W. T. Meyer,³⁴ S. Prell,³⁴ E. I. Rosenberg,³⁴ A. E. Rubin,³⁴ A. V. Gritsan,³⁵ A. G. Denig,³⁶ M. Fritsch,³⁶ G. Schott,³⁶ N. Arnaud,³⁷ M. Davier,³⁷ G. Grosdidier,³⁷ A. Höcker,³⁷ F. Le Diberder,³⁷ V. Lepeltier,³⁷ A. M. Lutz,³⁷ A. Oyanguren,³⁷ S. Pruvot,³⁷ S. Rodier,³⁷ P. Roudeau,³⁷ M. H. Schune,³⁷ A. Stocchi,³⁷ W. F. Wang,³⁷ G. Wormser,³⁷ C. H. Cheng,³⁸ D. J. Lange,³⁸ D. M. Wright,³⁸ C. A. Chavez,³⁹ I. J. Forster,³⁹ J. R. Fry,³⁹ E. Gabathuler,³⁹ R. Gamet,³⁹ K. A. George,³⁹ D. E. Hutchcroft,³⁹ D. J. Payne,³⁹ K. C. Schofield,³⁹ C. Touramanis,³⁹ A. J. Bevan,⁴⁰ F. Di Lodovico,⁴⁰ W. Menges,⁴⁰ R. Sacco,⁴⁰ G. Cowan,⁴¹ H. U. Flaecher,⁴¹ D. A. Hopkins,⁴¹ P. S. Jackson,⁴¹ T. R. McMahon,⁴¹ S. Ricciardi,⁴¹ F. Salvatore,⁴¹ A. C. Wren,⁴¹ D. N. Brown,⁴² C. L. Davis,⁴² J. Allison,⁴³ N. R. Barlow,⁴³ R. J. Barlow,⁴³ Y. M. Chia,⁴³ C. L. Edgar,⁴³ G. D. Lafferty,⁴³ M. T. Naisbit,⁴³ J. C. Williams,⁴³ J. I. Yi,⁴³ C. Chen,⁴⁴ W. D. Hulsbergen,⁴⁴ A. Jawahery,⁴⁴ C. K. Lae,⁴⁴ D. A. Roberts,⁴⁴ G. Simi,⁴⁴ G. Blaylock,⁴⁵ C. Dallapiccola,⁴⁵ S. S. Hertzbach,⁴⁵ X. Li,⁴⁵ T. B. Moore,⁴⁵ S. Saremi,⁴⁵ H. Staengle,⁴⁵ R. Cowan,⁴⁶ G. Sciolla,⁴⁶ S. J. Sekula,⁴⁶ M. Spitznagel,⁴⁶ F. Taylor,⁴⁶ R. K. Yamamoto,⁴⁶ H. Kim,⁴⁷ S. E. Mclachlin,⁴⁷ P. M. Patel,⁴⁷ S. H. Robertson,⁴⁷ A. Lazzaro,⁴⁸ V. Lombardo,⁴⁸ F. Palombo,⁴⁸ J. M. Bauer,⁴⁹ L. Cremaldi,⁴⁹ V. Eschenburg,⁴⁹ R. Godang,⁴⁹ R. Kroeger,⁴⁹ D. A. Sanders,⁴⁹ D. J. Summers,⁴⁹ H. W. Zhao,⁴⁹ S. Brunet,⁵⁰ D. Côté,⁵⁰ M. Simard,⁵⁰ P. Taras,⁵⁰ F. B. Viaud,⁵⁰ H. Nicholson,⁵¹ N. Cavallo,^{52,‡} G. De Nardo,⁵² F. Fabozzi,⁵² C. Gatto,⁵² L. Lista,⁵² D. Monorchio,⁵² P. Paolucci,⁵² D. Piccolo,⁵² C. Sciacca,⁵² M. Baak,⁵³ G. Raven,⁵³ H. L. Snoek,⁵³ C. P. Jessop,⁵⁴ J. M. LoSecco,⁵⁴ T. Allmendinger,⁵⁵ G. Benelli,⁵⁵ K. K. Gan,⁵⁵ K. Honscheid,⁵⁵ D. Hufnagel,⁵⁵ P. D. Jackson,⁵⁵ H. Kagan,⁵⁵ R. Kass,⁵⁵ A. M. Rahimi,⁵⁵ R. Ter-Antonyan,⁵⁵ Q. K. Wong,⁵⁵ N. L. Blount,⁵⁶ J. Brau,⁵⁶ R. Frey,⁵⁶ O. Igonkina,⁵⁶ M. Lu,⁵⁶ R. Rahmat,⁵⁶ N. B. Sinev,⁵⁶ D. Strom,⁵⁶ J. Strube,⁵⁶ E. Torrence,⁵⁶ A. Gaz,⁵⁷ M. Margoni,⁵⁷

M. Morandin,⁵⁷ A. Pompili,⁵⁷ M. Posocco,⁵⁷ M. Rotondo,⁵⁷ F. Simonetto,⁵⁷ R. Stroili,⁵⁷ C. Voci,⁵⁷ M. Benayoun,⁵⁸ J. Chauveau,⁵⁸ H. Briand,⁵⁸ P. David,⁵⁸ L. Del Buono,⁵⁸ Ch. de la Vaissière,⁵⁸ O. Hamon,⁵⁸ B. L. Hartfiel,⁵⁸ M. J. J. John,⁵⁸ Ph. Leruste,⁵⁸ J. Malclès,⁵⁸ J. Ocariz,⁵⁸ L. Roos,⁵⁸ G. Therin,⁵⁸ L. Gladney,⁵⁹ J. Panetta,⁵⁹ M. Biasini,⁶⁰ R. Covarelli,⁶⁰ C. Angelini,⁶¹ G. Batignani,⁶¹ S. Bettarini,⁶¹ F. Bucci,⁶¹ G. Calderini,⁶¹ M. Carpinelli,⁶¹ R. Cenci,⁶¹ F. Forti,⁶¹ M. A. Giorgi,⁶¹ A. Lusiani,⁶¹ G. Marchiori,⁶¹ M. A. Mazur,⁶¹ M. Morganti,⁶¹ N. Neri,⁶¹ E. Paoloni,⁶¹ G. Rizzo,⁶¹ J. J. Walsh,⁶¹ M. Haire,⁶² D. Judd,⁶² D. E. Wagoner,⁶² J. Biesiada,⁶³ N. Danielson,⁶³ P. Elmer,⁶³ Y. P. Lau,⁶³ C. Lu,⁶³ J. Olsen,⁶³ A. J. S. Smith,⁶³ A. V. Telnov,⁶³ F. Bellini,⁶⁴ G. Cavoto,⁶⁴ A. D’Orazio,⁶⁴ D. del Re,⁶⁴ E. Di Marco,⁶⁴ R. Faccini,⁶⁴ F. Ferrarotto,⁶⁴ F. Ferroni,⁶⁴ M. Gaspero,⁶⁴ L. Li Gioi,⁶⁴ M. A. Mazzoni,⁶⁴ S. Morganti,⁶⁴ G. Piredda,⁶⁴ F. Polci,⁶⁴ F. Safai Tehrani,⁶⁴ C. Voena,⁶⁴ M. Ebert,⁶⁵ H. Schröder,⁶⁵ R. Waldi,⁶⁵ T. Adye,⁶⁶ N. De Groot,⁶⁶ B. Franek,⁶⁶ E. O. Olaiya,⁶⁶ F. F. Wilson,⁶⁶ R. Aleksan,⁶⁷ S. Emery,⁶⁷ A. Gaidot,⁶⁷ S. F. Ganzhur,⁶⁷ G. Hamel de Monchenault,⁶⁷ W. Kozanecki,⁶⁷ M. Legendre,⁶⁷ G. Vasseur,⁶⁷ Ch. Yèche,⁶⁷ M. Zito,⁶⁷ X. R. Chen,⁶⁸ H. Liu,⁶⁸ W. Park,⁶⁸ M. V. Purohit,⁶⁸ J. R. Wilson,⁶⁸ M. T. Allen,⁶⁹ D. Aston,⁶⁹ R. Bartoldus,⁶⁹ P. Bechtel,⁶⁹ N. Berger,⁶⁹ R. Claus,⁶⁹ J. P. Coleman,⁶⁹ M. R. Convery,⁶⁹ M. Cristinziani,⁶⁹ J. C. Dingfelder,⁶⁹ J. Dorfan,⁶⁹ G. P. Dubois-Felsmann,⁶⁹ D. Dujmic,⁶⁹ W. Dunwoodie,⁶⁹ R. C. Field,⁶⁹ T. Glanzman,⁶⁹ S. J. Gowdy,⁶⁹ M. T. Graham,⁶⁹ V. Halyo,⁶⁹ C. Hast,⁶⁹ T. Hryn’ova,⁶⁹ W. R. Innes,⁶⁹ M. H. Kelsey,⁶⁹ P. Kim,⁶⁹ D. W. G. S. Leith,⁶⁹ S. Li,⁶⁹ S. Luitz,⁶⁹ V. Luth,⁶⁹ H. L. Lynch,⁶⁹ D. B. MacFarlane,⁶⁹ H. Marsiske,⁶⁹ R. Messner,⁶⁹ D. R. Muller,⁶⁹ C. P. O’Grady,⁶⁹ V. E. Ozcan,⁶⁹ A. Perazzo,⁶⁹ M. Perl,⁶⁹ T. Pulliam,⁶⁹ B. N. Ratcliff,⁶⁹ A. Roodman,⁶⁹ A. A. Salnikov,⁶⁹ R. H. Schindler,⁶⁹ J. Schwiening,⁶⁹ A. Snyder,⁶⁹ J. Stelzer,⁶⁹ D. Su,⁶⁹ M. K. Sullivan,⁶⁹ K. Suzuki,⁶⁹ S. K. Swain,⁶⁹ J. M. Thompson,⁶⁹ J. Va’vra,⁶⁹ N. van Bakel,⁶⁹ M. Weaver,⁶⁹ A. J. R. Weinstein,⁶⁹ W. J. Wisniewski,⁶⁹ M. Wittgen,⁶⁹ D. H. Wright,⁶⁹ A. K. Yarritu,⁶⁹ K. Yi,⁶⁹ C. C. Young,⁶⁹ P. R. Burchat,⁷⁰ A. J. Edwards,⁷⁰ S. A. Majewski,⁷⁰ B. A. Petersen,⁷⁰ C. Roat,⁷⁰ L. Wilden,⁷⁰ S. Ahmed,⁷¹ M. S. Alam,⁷¹ R. Bula,⁷¹ J. A. Ernst,⁷¹ V. Jain,⁷¹ B. Pan,⁷¹ M. A. Saeed,⁷¹ F. R. Wappler,⁷¹ S. B. Zain,⁷¹ W. Bugg,⁷² M. Krishnamurthy,⁷² S. M. Spanier,⁷² R. Eckmann,⁷³ J. L. Ritchie,⁷³ A. Satpathy,⁷³ C. J. Schilling,⁷³ R. F. Schwitters,⁷³ J. M. Izen,⁷⁴ X. C. Lou,⁷⁴ S. Ye,⁷⁴ F. Bianchi,⁷⁵ F. Gallo,⁷⁵ D. Gamba,⁷⁵ M. Bomben,⁷⁶ L. Bosisio,⁷⁶ C. Cartaro,⁷⁶ F. Cossutti,⁷⁶ G. Della Ricca,⁷⁶ S. Dittongo,⁷⁶ L. Lanceri,⁷⁶ L. Vitale,⁷⁶ V. Azzolini,⁷⁷ F. Martinez-Vidal,⁷⁷ Sw. Banerjee,⁷⁸ B. Bhuyan,⁷⁸ C. M. Brown,⁷⁸ D. Fortin,⁷⁸ K. Hamano,⁷⁸ R. Kowalewski,⁷⁸ I. M. Nugent,⁷⁸ J. M. Roney,⁷⁸ R. J. Sobie,⁷⁸ J. J. Back,⁷⁹ P. F. Harrison,⁷⁹ T. E. Latham,⁷⁹ G. B. Mohanty,⁷⁹ M. Pappagallo,⁷⁹ H. R. Band,⁸⁰ X. Chen,⁸⁰ B. Cheng,⁸⁰ S. Dasu,⁸⁰ M. Datta,⁸⁰ K. T. Flood,⁸⁰ J. J. Hollar,⁸⁰ P. E. Kutter,⁸⁰ B. Mellado,⁸⁰ A. Mihalyi,⁸⁰ Y. Pan,⁸⁰ M. Pierini,⁸⁰ R. Prepost,⁸⁰ S. L. Wu,⁸⁰ Z. Yu,⁸⁰ and H. Neal⁸¹

(BABAR Collaboration)

¹Laboratoire de Physique des Particules, F-74941 Annecy-le-Vieux, France

²Universitat de Barcelona, Facultat de Fisica Dept. ECM, E-08028 Barcelona, Spain

³Università di Bari, Dipartimento di Fisica and INFN, I-70126 Bari, Italy

⁴Institute of High Energy Physics, Beijing 100039, China

⁵University of Bergen, Institute of Physics, N-5007 Bergen, Norway

⁶Lawrence Berkeley National Laboratory and University of California, Berkeley, California 94720, USA

⁷University of Birmingham, Birmingham, B15 2TT, United Kingdom

⁸Ruhr Universität Bochum, Institut für Experimentalphysik I, D-44780 Bochum, Germany

⁹University of Bristol, Bristol BS8 1TL, United Kingdom

¹⁰University of British Columbia, Vancouver, British Columbia, Canada V6T 1Z1

¹¹Brunel University, Uxbridge, Middlesex UB8 3PH, United Kingdom

¹²Budker Institute of Nuclear Physics, Novosibirsk 630090, Russia

¹³University of California at Irvine, Irvine, California 92697, USA

¹⁴University of California at Los Angeles, Los Angeles, California 90024, USA

¹⁵University of California at Riverside, Riverside, California 92521, USA

¹⁶University of California at San Diego, La Jolla, California 92093, USA

¹⁷University of California at Santa Barbara, Santa Barbara, California 93106, USA

¹⁸University of California at Santa Cruz, Institute for Particle Physics, Santa Cruz, California 95064, USA

¹⁹California Institute of Technology, Pasadena, California 91125, USA

²⁰University of Cincinnati, Cincinnati, Ohio 45221, USA

²¹University of Colorado, Boulder, Colorado 80309, USA

²²Colorado State University, Fort Collins, Colorado 80523, USA

²³Universität Dortmund, Institut für Physik, D-44221 Dortmund, Germany

²⁴Technische Universität Dresden, Institut für Kern- und Teilchenphysik, D-01062 Dresden, Germany

- ²⁵*Ecole Polytechnique, Laboratoire Leprince-Ringuet, F-91128 Palaiseau, France*
- ²⁶*University of Edinburgh, Edinburgh EH9 3JZ, United Kingdom*
- ²⁷*Università di Ferrara, Dipartimento di Fisica and INFN, I-44100 Ferrara, Italy*
- ²⁸*Laboratori Nazionali di Frascati dell'INFN, I-00044 Frascati, Italy*
- ²⁹*Università di Genova, Dipartimento di Fisica and INFN, I-16146 Genova, Italy*
- ³⁰*Harvard University, Cambridge, Massachusetts 02138, USA*
- ³¹*Universität Heidelberg, Physikalisches Institut, Philosophenweg 12, D-69120 Heidelberg, Germany*
- ³²*Imperial College London, London, SW7 2AZ, United Kingdom*
- ³³*University of Iowa, Iowa City, Iowa 52242, USA*
- ³⁴*Iowa State University, Ames, Iowa 50011-3160, USA*
- ³⁵*Johns Hopkins University, Baltimore, Maryland 21218, USA*
- ³⁶*Universität Karlsruhe, Institut für Experimentelle Kernphysik, D-76021 Karlsruhe, Germany*
- ³⁷*Laboratoire de l'Accélérateur Linéaire, IN2P3-CNRS et Université Paris-Sud 11, Centre Scientifique d'Orsay, B.P. 34, F-91898 ORSAY Cedex, France*
- ³⁸*Lawrence Livermore National Laboratory, Livermore, California 94550, USA*
- ³⁹*University of Liverpool, Liverpool L69 7ZE, United Kingdom*
- ⁴⁰*Queen Mary, University of London, E1 4NS, United Kingdom*
- ⁴¹*University of London, Royal Holloway and Bedford New College, Egham, Surrey TW20 0EX, United Kingdom*
- ⁴²*University of Louisville, Louisville, Kentucky 40292, USA*
- ⁴³*University of Manchester, Manchester M13 9PL, United Kingdom*
- ⁴⁴*University of Maryland, College Park, Maryland 20742, USA*
- ⁴⁵*University of Massachusetts, Amherst, Massachusetts 01003, USA*
- ⁴⁶*Massachusetts Institute of Technology, Laboratory for Nuclear Science, Cambridge, Massachusetts 02139, USA*
- ⁴⁷*McGill University, Montréal, Québec, Canada H3A 2T8*
- ⁴⁸*Università di Milano, Dipartimento di Fisica and INFN, I-20133 Milano, Italy*
- ⁴⁹*University of Mississippi, University, Mississippi 38677, USA*
- ⁵⁰*Université de Montréal, Physique des Particules, Montréal, Québec, Canada H3C 3J7*
- ⁵¹*Mount Holyoke College, South Hadley, Massachusetts 01075, USA*
- ⁵²*Università di Napoli Federico II, Dipartimento di Scienze Fisiche and INFN, I-80126, Napoli, Italy*
- ⁵³*NIKHEF, National Institute for Nuclear Physics and High Energy Physics, NL-1009 DB Amsterdam, The Netherlands*
- ⁵⁴*University of Notre Dame, Notre Dame, Indiana 46556, USA*
- ⁵⁵*Ohio State University, Columbus, Ohio 43210, USA*
- ⁵⁶*University of Oregon, Eugene, Oregon 97403, USA*
- ⁵⁷*Università di Padova, Dipartimento di Fisica and INFN, I-35131 Padova, Italy*
- ⁵⁸*Universités Paris VI et VII, Laboratoire de Physique Nucléaire et de Hautes Energies, F-75252 Paris, France*
- ⁵⁹*University of Pennsylvania, Philadelphia, Pennsylvania 19104, USA*
- ⁶⁰*Università di Perugia, Dipartimento di Fisica and INFN, I-06100 Perugia, Italy*
- ⁶¹*Università di Pisa, Dipartimento di Fisica, Scuola Normale Superiore and INFN, I-56127 Pisa, Italy*
- ⁶²*Prairie View A&M University, Prairie View, Texas 77446, USA*
- ⁶³*Princeton University, Princeton, New Jersey 08544, USA*
- ⁶⁴*Università di Roma La Sapienza, Dipartimento di Fisica and INFN, I-00185 Roma, Italy*
- ⁶⁵*Universität Rostock, D-18051 Rostock, Germany*
- ⁶⁶*Rutherford Appleton Laboratory, Chilton, Didcot, Oxon, OX11 0QX, United Kingdom*
- ⁶⁷*DSM/Dapnia, CEA/Saclay, F-91191 Gif-sur-Yvette, France*
- ⁶⁸*University of South Carolina, Columbia, South Carolina 29208, USA*
- ⁶⁹*Stanford Linear Accelerator Center, Stanford, California 94309, USA*
- ⁷⁰*Stanford University, Stanford, California 94305-4060, USA*
- ⁷¹*State University of New York, Albany, New York 12222, USA*
- ⁷²*University of Tennessee, Knoxville, Tennessee 37996, USA*
- ⁷³*University of Texas at Austin, Austin, Texas 78712, USA*
- ⁷⁴*University of Texas at Dallas, Richardson, Texas 75083, USA*
- ⁷⁵*Università di Torino, Dipartimento di Fisica Sperimentale and INFN, I-10125 Torino, Italy*
- ⁷⁶*Università di Trieste, Dipartimento di Fisica and INFN, I-34127 Trieste, Italy*
- ⁷⁷*IFIC, Universitat de Valencia-CSIC, E-46071 Valencia, Spain*
- ⁷⁸*University of Victoria, Victoria, British Columbia, Canada V8W 3P6*
- ⁷⁹*Department of Physics, University of Warwick, Coventry CV4 7AL, United Kingdom*
- ⁸⁰*University of Wisconsin, Madison, Wisconsin 53706, USA*
- ⁸¹*Yale University, New Haven, Connecticut 06511, USA*

(Received 27 July 2006; published 29 November 2006)

We observe a new D_s meson with mass $(2856.6 \pm 1.5_{\text{stat}} \pm 5.0_{\text{syst}}) \text{ MeV}/c^2$ and width $(48 \pm 7_{\text{stat}} \pm 10_{\text{syst}}) \text{ MeV}/c^2$ decaying into $D^0 K^+$ and $D^+ K_S^0$. In the same mass distributions, we also observe a broad structure with mass $(2688 \pm 4_{\text{stat}} \pm 3_{\text{syst}}) \text{ MeV}/c^2$ and width $(112 \pm 7_{\text{stat}} \pm 36_{\text{syst}}) \text{ MeV}/c^2$. To obtain this result, we use 240 fb^{-1} of data recorded by the *BABAR* detector at the PEP-II asymmetric-energy e^+e^- storage rings at the Stanford Linear Accelerator Center running at center-of-mass energies near 10.6 GeV.

DOI: 10.1103/PhysRevLett.97.222001

PACS numbers: 14.40.Lb, 12.40.Yx, 13.25.Ft

The spectrum of known $c\bar{s}$ states can be described economically as two s -wave states (D_s^+ and D_s^{*+}) with $J^P = 0^-, 1^-$ and four p -wave states [$D_{s0}^*(2317)^+$, $D_{s1}(2460)^+$, $D_{s1}(2536)^+$, and $D_{s2}(2573)^+$] with $J^P = 0^+, 1^+, 1^+, 2^+$, though the last two spin-parity assignments are not firmly established. Whether this picture is correct remains controversial because the states at 2317 and 2460 MeV/c^2 [1] had been expected to lie at much higher masses [2].

We report here on a new $c\bar{s}$ state and a broad structure observed in the decay channels $D^0 K^+$ and $D^+ K_S^0$. This analysis is based on a 240 fb^{-1} data sample recorded near the $\Upsilon(4S)$ resonance by the *BABAR* detector at the PEP-II asymmetric-energy e^+e^- storage rings.

The *BABAR* detector is described in detail elsewhere [3]. Charged particles are detected and their momenta measured by a combination of a cylindrical drift chamber (DCH) and a silicon vertex tracker (SVT), both operating within a 1.5 T solenoidal magnetic field. A ring-imaging Cherenkov detector (DIRC) is used for charged-particle identification. Photon energies are measured with a CsI electromagnetic calorimeter. We use information from the DIRC and energy-loss measurements in the SVT and DCH to identify charged kaon and pion candidates.

We observe three inclusive processes [4]:

$$e^+e^- \rightarrow D^0 K^+ X, \quad D^0 \rightarrow K^- \pi^+, \quad (1)$$

$$e^+e^- \rightarrow D^0 K^+ X, \quad D^0 \rightarrow K^- \pi^+ \pi^0, \quad (2)$$

$$e^+e^- \rightarrow D^+ K_S^0 X, \quad D^+ \rightarrow K^- \pi^+ \pi^+, \quad K_S^0 \rightarrow \pi^+ \pi^-. \quad (3)$$

For channels (1) and (2), we perform a vertex fit for the $K^- \pi^+$ and require a χ^2 probability greater than 0.1%. For the π^0 in channel (2), we consider the photons that emanate from the $K^- \pi^+$ vertex, perform a fit with the π^0 mass constraint, and require a χ^2 probability greater than 1%. The combinatorial background is reduced by requiring the π^0 laboratory momentum to be greater than 350 MeV/c .

To purify the D^0 sample in channel (2), its quasi-two-body decays [5] $K^* \pi$ and $K\rho$ are used, allowing ranges of $\pm 50 \text{ MeV}/c^2$ around the K^* mass for $K\pi$ and $\pm 100 \text{ MeV}/c^2$ around the ρ mass for $\pi\pi$.

For channel (3), we fit two pions with the same charge and a kaon of the opposite charge to a common vertex to form the D^+ candidate and require a χ^2 probability greater than 0.1%. We obtain the K_S^0 sample with a fit that con-

strains the mass and require a χ^2 probability greater than 2%. K_S^0 candidates are retained only if their decay lengths are greater than 0.5 cm.

For all three channels, the D candidate is combined with an identified K , requiring a vertex fit χ^2 probability greater than 0.1% and constraining the vertex to be in the e^+e^- luminous region. To reduce combinatorial background from the continuum ($e^+e^- \rightarrow q\bar{q}$, $q = u, d, s, c$) and B -meson decays, each DK candidate must have a momentum p^* in the e^+e^- center-of-mass frame greater than 3.5 GeV/c .

Figures 1(a)–1(c) show the $K^- \pi^+$, $K^- \pi^+ \pi^0$, and $K^- \pi^+ \pi^+$ invariant-mass distributions, respectively. All distributions show pronounced peaks at the D mass, with

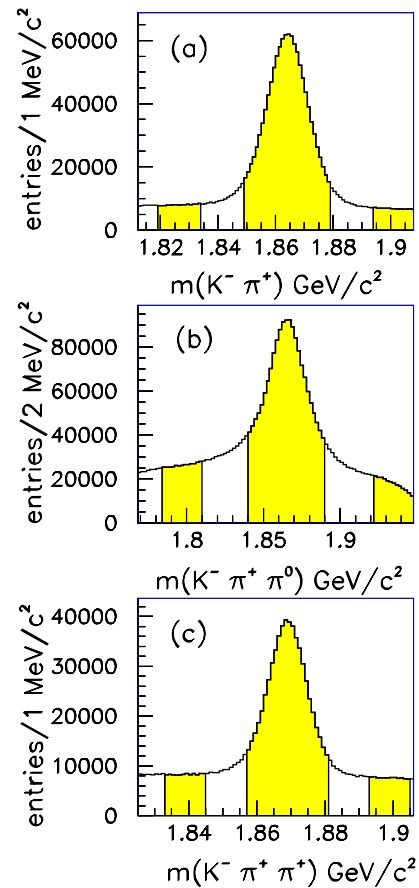


FIG. 1 (color online). (a) $K^- \pi^+$, (b) $K^- \pi^+ \pi^0$, and (c) $K^- \pi^+ \pi^+$ mass distributions for all candidate events to channels (1)–(3), respectively. The shaded regions indicate the definition of signal and sidebands regions.

signal yields of about 950 000, 790 000, and 430 000 events, respectively. Fits using a polynomial and a single Gaussian give $\sigma = 7.6, 12.6,$ and $6.0 \text{ MeV}/c^2$, respectively, for the three widths. We define the signal region by $\pm 2\sigma$ from the fitted D mass and establish sidebands at $(-6\sigma, -4\sigma)$ and $(4\sigma, 6\sigma)$. In the signal regions, the signal-to-background ratios are 4.1, 1.2, and 2.2, respectively.

Selecting events in the D signal regions, Fig. 2 shows the $D^0 K^+$ invariant-mass distributions for channels (1) and (2) and the $D^+ K_S^0$ invariant-mass distribution for channel (3). To improve mass resolution, the nominal D mass and the reconstructed 3-momentum are used to calculate the D energy for channels (1) and (3). Since channel (2) has a poorer D^0 resolution, each $K^- \pi^+ \pi^0$ candidate is kinematically fit with a D^0 mass constraint, and we require a χ^2 probability greater than 0.1%.

We find that the fraction of events having more than one DK combination per event is 0.9% for channels (1) and (3) and 3.4% for channel (2). In the rest of the Letter, we use the term reflection to describe enhancements produced by two- or three-body decays of narrow resonances where one of the decay products is missed.

The three mass spectra in Fig. 2 present similar features. (i) A single bin peak at $2.4 \text{ GeV}/c^2$ due to a reflection from the decays of the $D_{s1}(2536)^+$ to $D^{*0} K^+$ or $D^{*+} K_S^0$ in which the π^0 or γ from the D^* decay is missed. This state, if $J^P = 1^+$, cannot decay to DK . (ii) A prominent narrow signal due to the $D_{s2}(2573)^+$. (iii) A broad structure peaking at a mass of approximately $2.7 \text{ GeV}/c^2$. (iv) An enhancement around $2.86 \text{ GeV}/c^2$. This can be seen better in the expanded views shown in the insets in Fig. 2.

In the following, we examine different background sources: combinatorial, possible reflections from D^* decays, and particle misidentification.

Backgrounds come both from events in which the candidate D meson is correctly identified and from events in which it is not. The first case can be studied combining a reconstructed D meson with a kaon from another \bar{D} meson in the same event, using data with fully reconstructed $D\bar{D}$ pairs or Monte Carlo simulations. No signal near 2.7 or $2.86 \text{ GeV}/c^2$ is seen in the DK mass plots for these events. The second case can be studied using the D mass sidebands. The shaded regions in Fig. 2 show the DK mass spectra for events in the D sideband regions normalized to the estimated background in the signal region. No prominent structure is visible in the sideband mass spectra.

We examined the possibility that the features at 2.7 and $2.86 \text{ GeV}/c^2$ could be a reflection from D^* or other higher mass resonances. Candidate DK pairs where the D is a D^* -decay product are identified by forming $D\pi$ and $D\gamma$ combinations and requiring the invariant-mass difference between one of those combinations and the D to be within $\pm 2\sigma$ of the known $D^* - D$ mass difference. No signal near 2.7 or $2.86 \text{ GeV}/c^2$ is seen in the DK mass plots for these events. Events belonging to these possible reflections (except for the $D^{*0} \rightarrow D^0 \gamma$ events, which could not be isolated cleanly) have been removed from the mass distributions shown in Fig. 2 (corresponding to $\approx 8\%$ of the final sample).

We use a Monte Carlo simulation to investigate the possibility that the 2.7 or $2.86 \text{ GeV}/c^2$ signals could be due to reflections from other charmed states. This simula-

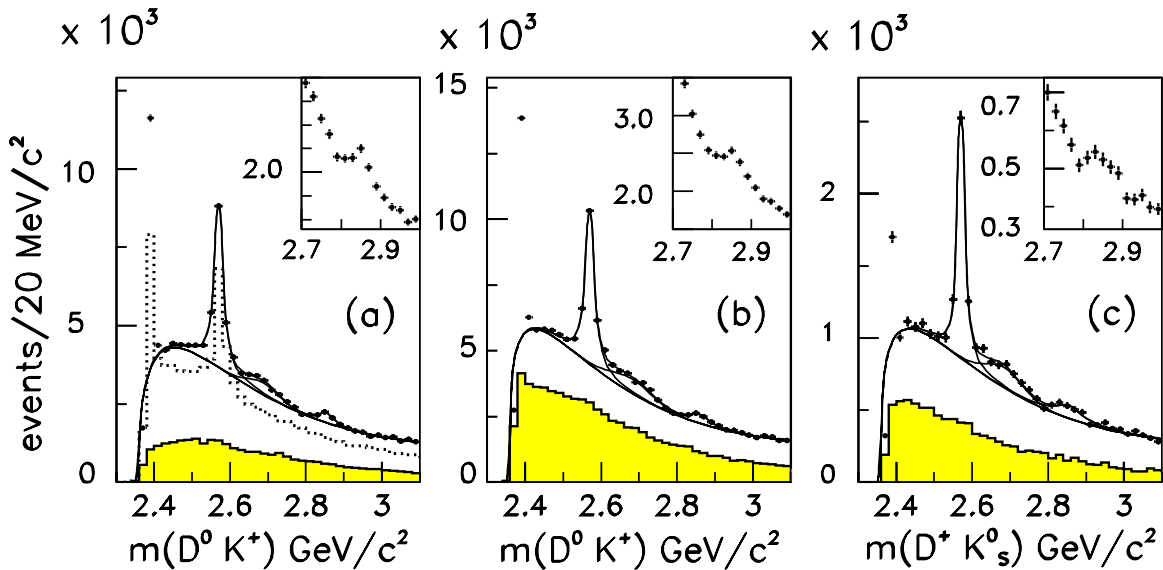


FIG. 2 (color online). The DK invariant-mass distributions for (a) $D_{K^- \pi^+}^0 K^+$, (b) $D_{K^- \pi^+ \pi^0}^0 K^+$, and (c) $D_{K^- \pi^+ \pi^+}^+ K_S^0$. The shaded histograms are for the D -mass sideband regions. The dotted histogram in (a) is from $e^+ e^- \rightarrow c\bar{c}$ Monte Carlo simulations incorporating previously known D_s states with an arbitrary normalization. The insets show an expanded view of the $2.86 \text{ GeV}/c^2$ region. The solid curves are the fitted background threshold functions from the three separate fits described in the text.

TABLE I. Results from the fits to the total DK mass spectra in Fig. 2. Quantities are in units of MeV/c^2 . Errors are statistical only. Simultaneous fits of the three mass spectra are labeled with DK_A and DK_B .

Fit	$m(D_{s2}(2573)^+)$	$\Gamma(D_{s2}(2573)^+)$	$m(X(2690)^+)$	$\sigma(X(2690)^+)$	$m(D_{sJ}(2860)^+)$	$\Gamma(D_{sJ}(2860)^+)$	χ^2/NDF
$D_{K^-\pi^+}^0 K^+$	2572.4 ± 0.4	27.6 ± 0.5	2687 ± 4	41 ± 5	2855.4 ± 2.0	37 ± 8	26/20
$D_{K^-\pi^+\pi^0}^0 K^+$	2572.3 ± 0.5	28.4 ± 0.9	2682 ± 5	52 ± 5	2860.8 ± 4.0	52 ± 14	33/20
$D_{K^-\pi^+\pi^+}^+ K_s^0$	2572.6 ± 0.9	21.9 ± 1.1	2684 ± 7	50 ± 7	2856.6 ± 8.0	81 ± 25	26/21
DK_A	2572.3 ± 0.3	27.1 ± 0.6	2684 ± 3	48 ± 2	2856.6 ± 1.5	47 ± 7	100/72
Fit	$m(D_{s2}(2573)^+)$	$\Gamma(D_{s2}(2573)^+)$	$m(X(2690)^+)$	$\Gamma(X(2690)^+)$	$m(D_{sJ}(2860)^+)$	$\Gamma(D_{sJ}(2860)^+)$	χ^2/NDF
DK_B	2572.3 ± 0.3	27.0 ± 0.5	2688 ± 4	112 ± 7	2857.6 ± 1.9	38 ± 7	112/72

tion includes $e^+e^- \rightarrow c\bar{c}$ events and all known charmed states and decays. The Monte Carlo events were generated using a detailed detector simulation and subjected to the same reconstruction and event-selection procedure as was used for the data. The D^0K^+ effective mass distribution for these Monte Carlo events is shown (dotted line) in Fig. 2(a) for channel (1). The normalization is arbitrary. No peak is found in the 2.7 and 2.86 GeV/c^2 D^0K^+ signal regions. We note that the simulation underestimates the size of the $D_{s1}(2536)^+$ reflection and the $D_{s2}(2573)^+$ signal relative to the background. No such discrepancy is found in the study of the $D^0\pi^+$ final state; therefore, we attribute this effect to a poor knowledge of the strange-charmed meson cross sections.

We checked the possibility that the structures at 2.7 and 2.86 GeV/c^2 are due to misidentifying pions as kaons by assigning the kaon mass to the pion in $D^0\pi^+$ data events. We observe no structure near 2.7 or 2.86 GeV/c^2 in the resulting D^0K^+ invariant-mass distribution. Monte Carlo simulations and tests using the data show that these structures also do not originate from protons misidentified as kaons from high mass charmed baryon decays.

Wrong sign D^0K^- mass distributions for channels (1) and (2) have also been examined, and we find no signal in either mass spectrum.

A more detailed study in channel (1) of the 2.7 GeV/c^2 structure shows a broad structure in this mass region for events from the D^0 sidebands in which the DK candidate has a very low p^* ($p^* < 3 \text{ GeV}/c$). This is not seen in channels (2) and (3), however. We conclude that the assign-

ment of the 2.7 GeV/c^2 structure to a reflection remains inconclusive.

By comparing the reconstructed mass distributions for the DK system with those generated with Monte Carlo simulations, we obtain the mass resolutions. The resolutions are similar in the three channels, increasing linearly from 1.7 MeV/c^2 at a mass of 2.5 GeV/c^2 to 3.5 MeV/c^2 at a mass of 2.86 GeV/c^2 .

In the following discussion, we label as $D_{sJ}(2860)^+$ the structure in the 2.86 GeV/c^2 mass region and as $X(2690)^+$ the structure observed in the 2.7 GeV/c^2 mass region. We fit to the three DK mass spectra shown in Fig. 2 from 2.42 to 3.1 GeV/c^2 [excluding the $D_{s1}(2536)^+$ reflection] using a binned χ^2 minimization. The background for the three DK mass distributions is described by a threshold function: $(m - m_{\text{th}})^\alpha e^{-\beta m - \gamma m^2 - \delta m^3}$, where $m_{\text{th}} = m_D + m_K$. A fit to the Monte Carlo distribution shown in Fig. 2(a) using this background expression and one spin-2 relativistic Breit-Wigner line shape for the $D_{s2}(2573)^+$ gives a good fit with 32% χ^2 probability. In the fit to the data, the $D_{s2}(2573)^+$ and $D_{sJ}(2860)^+$ peaks are described with relativistic Breit-Wigner line shapes where spin 2 is assumed for the $D_{s2}(2573)^+$ and spin 0 is used for the $D_{sJ}(2860)^+$. We find that the $D_{sJ}(2860)^+$ parameters are insensitive to the choice of the spin. The best description of the $X(2690)^+$ structure is obtained using a Gaussian distribution. The results from the fits are summarized in Table I. Table II summarizes the χ^2 probabilities, the number of $D_{sJ}(2860)^+$ events (with statistical and systematic errors), and the $D_{sJ}(2860)^+$ statis-

TABLE II. χ^2 probabilities, $D_{sJ}(2860)^+$ event yields, and statistical significances from the three separate fits to the total DK mass spectra in Fig. 2.

Channel	χ^2 probability (%)	$D_{sJ}(2860)^+$ events	Statistical significance
$D_{K^-\pi^+}^0 K^+$	17	$886 \pm 134 \pm 49$	6.2σ
$D_{K^-\pi^+\pi^0}^0 K^+$	3	$1146 \pm 157 \pm 78$	6.5σ
$D_{K^-\pi^+\pi^+}^+ K_s^0$	21	$371 \pm 84 \pm 53$	3.7σ
DK_A	1.6	$2717 \pm 262 \pm 190$	8.4σ
DK_B	0.2	$2161 \pm 238 \pm 151$	7.7σ

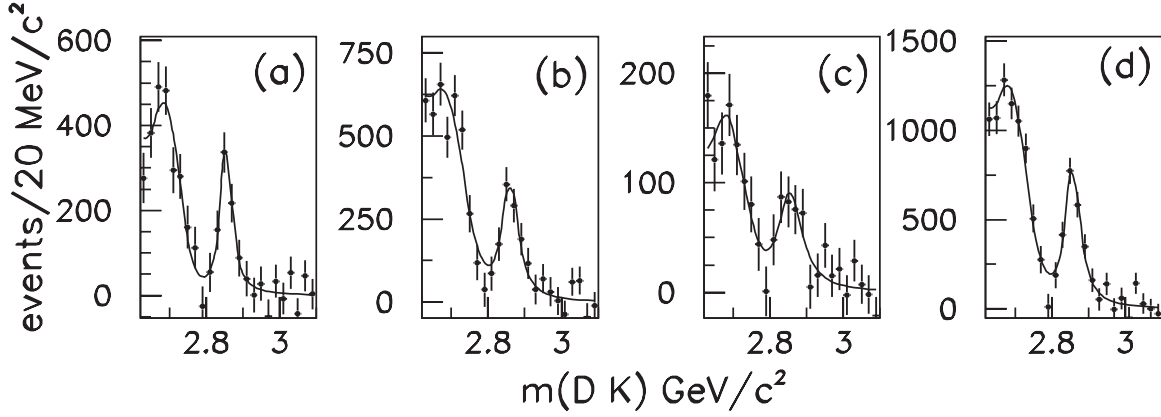


FIG. 3. Fitted background-subtracted DK invariant-mass distributions for (a) $D_{K^-\pi^+K^+}^0$, (b) $D_{K^-\pi^+\pi^0K^+}^0$, (c) $D_{K^-\pi^+\pi^+K_s^0}^+$, and (d) the sum of all modes in the 2.86 GeV/c^2 mass region. The curves are the fitted functions described in the text.

tical significances from the three separate fits to the DK mass spectra.

The fits give consistent values for the parameters of the three structures. We notice a smaller width of the $D_{s2}(2573)^+$ in the $D_{K^-\pi^+\pi^+K_s^0}^+$ channel which we attribute to the uncertainty in the description of the background. We compute also the ratios of the yields of $D_{sJ}(2860)^+$ with respect to $D_{s2}(2573)^+$, finding agreement, within statistical errors, between the three channels.

The presence of resonant structures can be visually enhanced by subtracting the fitted background threshold function from the data. Figure 3 shows the background-subtracted $D_{K^-\pi^+K^+}^0$, $D_{K^-\pi^+\pi^0K^+}^0$, and $D_{K^-\pi^+\pi^+K_s^0}^+$ invariant-mass distributions in the 2.86 GeV/c^2 mass region. Figure 3(d) shows the sum of the three mass spectra.

We also fit to the three distributions simultaneously. The parameters from this fit are labeled DK_A in Table I. If we remove the $D_{sJ}(2860)^+$, the χ^2 increases by 108 units while the number of degrees of freedom increases by 5.

As a systematic test, we repeated the fits varying the lower p^* cut on the DK system from 3.50 to 3.75 and to 4.00 GeV/c . We also restricted the fit to the $D_{sJ}(2860)^+$ only and replaced the threshold function which represents the background with a polynomial. Fits have also been performed without removing the events associated to D^* reflections and modifying the spin of $D_{s2}(2573)^+$. The systematic uncertainties take into account the variation of the resonance parameters among the three different final states and the resonance parametrizations. The uncertainty on the mass scale is estimated to be of the order of 1 MeV/c^2 .

We obtain the mass and width of $D_{s2}(2573)^+$:

$$m(D_{s2}(2573)^+) = (2572.2 \pm 0.3 \pm 1.0) \text{ MeV}/c^2,$$

$$\Gamma(D_{s2}(2573)^+) = (27.1 \pm 0.6 \pm 5.6) \text{ MeV}/c^2,$$

where the first errors are statistical and the second systematic. For the new state, we find

$$m(D_{sJ}(2860)^+) = (2856.6 \pm 1.5 \pm 5.0) \text{ MeV}/c^2,$$

$$\Gamma(D_{sJ}(2860)^+) = (47 \pm 7 \pm 10) \text{ MeV}/c^2.$$

Since the assignment of the $X(2690)^+$ as a reflection is inconclusive, the three mass spectra have also been fit including the $X(2690)^+$ as an additional resonance (Breit-Wigner, rather than Gaussian, shape). This gives the fit DK_B shown in Table I. The resulting resonance parameters are

$$m(X(2690)^+) = (2688 \pm 4 \pm 3) \text{ MeV}/c^2,$$

$$\Gamma(X(2690)^+) = (112 \pm 7 \pm 36) \text{ MeV}/c^2.$$

In summary, in 240 fb^{-1} of data collected by the *BABAR* experiment, we observe a new D_s^+ state in the inclusive DK mass distribution near 2.86 GeV/c^2 in three independent channels. The decay to two pseudoscalar mesons implies a natural spin-parity for this state: $J^P = 0^+, 1^-, \dots$. It has been suggested that this new state could be a radial excitation of $D_{sJ}^*(2317)$ [6], although other possibilities cannot be ruled out. In the same mass distributions, we also observe a broad enhancement around 2.69 GeV/c^2 which it is not possible to associate with any known reflection or background.

We are grateful for the excellent luminosity and machine conditions provided by our PEP-II colleagues and for the substantial dedicated effort from the computing organizations that support *BABAR*. The collaborating institutions thank SLAC for its support and kind hospitality. This work is supported by DOE and NSF (USA), NSERC (Canada), IHEP (China), CEA and CNRS-IN2P3 (France), BMBF and DFG (Germany), INFN (Italy), FOM (The Netherlands), NFR (Norway), MIST (Russia), MEC (Spain), and PPARC (United Kingdom). Individuals have received support from the Marie Curie EIF (European Union) and the A. P. Sloan Foundation.

- *Also at Laboratoire de Physique Corpusculaire, Clermont-Ferrand, France.
- †Also with Università di Perugia, Dipartimento di Fisica, Perugia, Italy.
- ‡Also with Università della Basilicata, Potenza, Italy.
- [1] B. Aubert *et al.*, Phys. Rev. Lett. **90**, 242001 (2003); D. Besson *et al.*, Phys. Rev. D **68**, 032002 (2003); Y. Mikami *et al.*, Phys. Rev. Lett. **92**, 012002 (2004); B. Aubert *et al.*, Phys. Rev. D **69**, 031101 (2004).
- [2] S. Godfrey and N. Isgur, Phys. Rev. D **32**, 189 (1985); S. Godfrey and R. Kokoski, Phys. Rev. D **43**, 1679 (1991); N. Isgur and M. B. Wise, Phys. Rev. Lett. **66**, 1130 (1991); M. Di Piero and E. Eichten, Phys. Rev. D **64**, 114004 (2001); T. Matsuki, T. Morii, and K. Sudoh, hep-ph/0605019; hep-ph/0610186; see, however, T. Matsuki and T. Morii, Phys. Rev. D **56**, 5646 (1997) for a prediction that correctly anticipated the low masses.
- [3] B. Aubert *et al.*, Nucl. Instrum. Methods Phys. Res., Sect. A **479**, 1 (2002).
- [4] Charge-conjugate reactions are implied throughout.
- [5] S. Kopp *et al.*, Phys. Rev. D **63**, 092001 (2001).
- [6] E. van Beveren and G. Rupp, hep-ph/0606110 [Phys. Rev. Lett. (to be published)].