

Distribution of Spectral Widths and Preponderance of Spin-0 Ground States in Nuclei

T. Papenbrock^{1,2} and H. A. Weidenmüller³

¹Physics Division, Oak Ridge National Laboratory, Oak Ridge, Tennessee 37831, USA

²Department of Physics and Astronomy, University of Tennessee, Knoxville, Tennessee 37996, USA

³Max-Planck Institut für Kernphysik, D-69029 Heidelberg, Germany

(Received 8 April 2004; published 23 September 2004)

We use a single j -shell model with random two-body interactions to derive closed expressions for the distribution of and the correlations between spectral widths of different spins. This task is facilitated by introducing two-body operators whose squared spectral widths sum up to the squared spectral width of the random Hamiltonian. The spin-0 width is characterized by a relatively large average value and small fluctuations, while the width of maximum spin has the largest average and the largest fluctuations. The approximate proportionality between widths and spectral radii explains the preponderance of spin-0 ground states.

DOI: 10.1103/PhysRevLett.93.132503

PACS numbers: 21.60.Cs, 21.10.Hw, 24.60.Ky, 24.60.Lz

Introduction. Many regular features in the low-lying parts of nuclear spectra can be attributed to a short-range, attractive effective interaction with pairing and quadrupole components. It thus came as a surprise when Johnson, Bertsch, and Dean [1] found that for even-even nuclei, an ensemble of nuclear shell-model Hamiltonians with random two-body interactions is likely to yield a spin-0 ground state. This is especially so since the probability for a spin-0 ground state was found to be much larger than the fraction of spin-0 states in the model space. Subsequent work showed that similar regularities exist in bosonic [2] and electronic [3] many-body systems with random two-body interactions. Thus the phenomenon of spin-0 preponderance seems a very robust and rather generic feature.

The phenomenon has received intense attention, with reviews [4]. Quantitative explanations for the spin-0 ground-state dominance were given for exactly solvable boson [5] and fermion [6,7] systems, while mean-field theory provides an understanding for the interacting boson model [8]. For more complex fermion systems, the situation seems more difficult. Approaches based on the ensemble-averaged spectral widths, while useful for certain systems [9], failed to provide an explanation for a single j shell [4,6,10]. Recently, Mulhall *et al.* [11] found that the spectral centroids form a band or an inverted band, depending on the sign of the effective moment of inertia. However, in order to apply this result to the ground-state energy, one needs, in addition, an understanding of spectral variances and their correlations for different spins [4]. In another approach, Zhao *et al.* [12] made quantitative predictions based on the diagonalization of the individual two-body operators. However, the success of this approach is not well understood.

As a key to the understanding of the preponderance of spin-0 ground states, we propose in this Letter the distribution of and the correlations between the widths of the densities of states with spin J (in short: the spectral widths). As a model system, we consider $n = 6$ fermions

in a shell with spin $j = 19/2$ which interact via a random two-body interaction. The data points in the top part of Fig. 1 show the probability that the ground state of this system has spin J . This probability is rather large for minimum and maximum spin while the relative dimensions of the corresponding Hilbert spaces are very small. Thus, the figure exhibits the puzzle pointed out in Ref. [1]. The solid line in the upper part of Fig. 1 shows the probability that spin J has the largest spectral width. This probability is sizable only for minimum and maximum spin. Thus, the preponderance of spin-0 ground states is suddenly not a surprise any more! This observation prompts us to study the distribution functions for the spectral widths, and the correlations between spectral widths of different spins. This will eventually lead us to

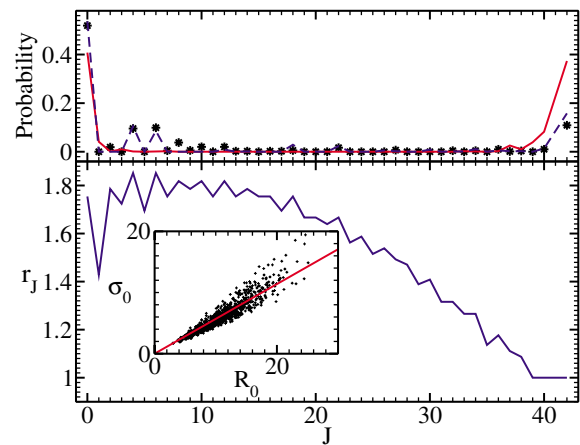


FIG. 1 (color online). Six fermions in a shell with spin $j = 19/2$. Top: Probability that the ground-state has spin J (data points); probability that spin J has the largest spectral width (solid line); probability that the product $r_J \sigma_J$ is maximal (dashed line). Bottom: Scaling factor r_J between the widths and spectral radii. Inset: Spectral radius R_0 versus width σ_0 (data points) and the linear fit (line) for total spin $J = 0$. (Results from 900 random realizations).

a semiquantitative understanding of the preponderance of spin-0 ground states.

The two-body random ensemble (TBRE). We consider the Hamiltonian matrix $H(J)$ in the d_J -dimensional Hilbert space $\mathcal{H}(J)$ of n -fermion states with spin J for a given two-body interaction. The latter has reduced matrix elements (TBME) v_α , $\alpha = 1, \dots, a$. In our model system, there are $a = 10$ TBME since two fermions can have spins $j_\alpha = 0, 2, 4, \dots, 2j - 1$. The matrix $H(J)$ is linear in the TBME,

$$H(J) = \sum_{\alpha}^a v_{\alpha} C_{\alpha}(J). \quad (1)$$

The matrices $C_{\alpha}(J)$ transport the two-body interaction into the Hilbert space $\mathcal{H}(J)$. These matrices are determined entirely by the geometry of the shell model. They are built of coefficients of fractional parentage and angular-momentum coupling coefficients.

In order to obtain generic results, we assume that the TBME are uncorrelated Gaussian-distributed random variables with zero mean and unit variance, $\overline{v_{\alpha}} = 0$ and $\overline{v_{\alpha} v_{\beta}} = \delta_{\alpha\beta}$ where the bar denotes the ensemble average. Our results then apply to almost all two-body interactions, the integration measure being the product of the differentials of all the v_{α} 's. The matrices $H(J)$ are sums of random variables and, thus, form a random-matrix ensemble, the two-body random ensemble. For spins $J \neq J'$, the matrices $H(J)$ and $H(J')$ depend on the same random variables v_{α} and are thus correlated.

Distribution of spectral widths. The spectral width σ_J of the states with spin J , a random variable, is defined as

$$\sigma_J^2 = \frac{1}{d_J} \text{Tr}[H^2(J)] = \frac{1}{d_J} \sum_{\alpha\beta} v_{\alpha} v_{\beta} \text{Tr}[C_{\alpha}(J) C_{\beta}(J)].$$

The trace appearing in the symmetric and positive semidefinite a -dimensional overlap matrix $S_{\alpha\beta} = d_J^{-1} \text{Tr}[C_{\alpha}(J) C_{\beta}(J)]$ constitutes the canonical scalar product for matrices and has been used before in a similar context [13]. Diagonalization of $S_{\alpha\beta}$ with the help of the orthogonal, J -dependent matrix U yields the eigenvalues $s_1^2(J) \geq s_2^2(J) \geq \dots \geq s_a^2(J) \geq 0$. We define $B_{\alpha}(J) = \sum_{\beta} U_{\beta\alpha} C_{\beta}(J)$. The B 's are orthogonal to each other in the sense of the trace, $d_J^{-1} \text{Tr}[B_{\alpha}(J) B_{\beta}(J)] = \delta_{\alpha\beta} s_{\alpha}^2(J)$, and B_{α} has the spectral width s_{α} . In terms of the B 's, the Hamiltonian reads

$$H(J) = \sum_{\alpha} w_{\alpha} B_{\alpha}(J). \quad (2)$$

The new Gaussian random variables $w_{\alpha} = \sum_{\beta} v_{\beta} U_{\beta\alpha}$ obey $\overline{w_{\alpha}} = 0$ and $\overline{w_{\alpha} w_{\beta}} = \delta_{\alpha\beta}$. For fixed J , the random-matrix model (2) is equivalent to the random-matrix model (1).

In the new basis, we have

$$\sigma_J^2 = \sum_{\alpha} w_{\alpha}^2 s_{\alpha}^2(J). \quad (3)$$

The geometric aspects of the shell model are contained in the square roots $s_{\alpha} \geq 0$ of the eigenvalues. Figure 2 shows how the s_{α} vary with spin J for our model system. For each spin J there is one particularly large root s_1 . This root increases almost monotonically with J . For each spin there is one basis vector $B_a(J)$ with eigenvalue zero. This vector is given by the matrix representation of $\hat{J}^2 - J(J+1)$ where \hat{J} denotes the spin operator. Indeed, $\hat{J}^2 - J(J+1)$ annihilates states with spin J and is a scalar two-body operator. Hence, the matrix representation of $\hat{J}^2 - J(J+1)$ is a linear combination of the matrices $C_{\alpha}(J)$ and, at the same time, an eigenvector of $S_{\alpha\beta}$ with eigenvalue zero. For large values of J , there is more than one zero eigenvalue. This is because here the number of independent matrix elements is smaller than the number of TBME.

We first use Fig. 2 for a qualitative discussion of the distribution of widths in the TBRE. Clearly, $\overline{\sigma_J^2} = \sum_{\alpha} s_{\alpha}^2$ attains its maximum value for maximum spin $J = J_{\max}$. Among the low spins, $\overline{\sigma_0^2}$ dominates because the root s_1 is almost constant for low spins, and the remaining nonzero roots are exceptionally large for $J = 0$. As for the fluctuations, we use two limiting cases for orientation: (i) All roots are equal to s^2 . Then $\overline{\sigma^2} = a s^2$ and the rms variance is $\sqrt{2a} s^2$. (ii) Only the root s_1 differs from zero. Then $\overline{\sigma^2} = s_1^2$ and the rms variance is $\sqrt{2} s_1^2$. Thus, we expect that in relation to the average width, the rms fluctuations of σ_0 are smaller than those of the σ_J for large J .

For a quantitative analysis, we define the probability distribution $P_J(\sigma) = 2\sigma \delta(\sigma^2 - \sigma_J^2)$ for finding a value of the width between σ and $\sigma + d\sigma$. The factor 2σ stems from the differential $d\sigma^2 = 2\sigma d\sigma$. For $J = J_{\max}$ there is

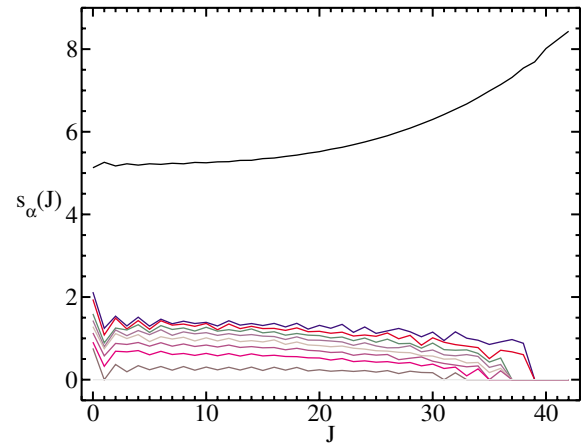


FIG. 2 (color online). Roots of the ten eigenvalues of the eigenvectors $B_{\alpha}(J)$ versus J for six fermions in a $j = 19/2$ shell.

only one nonzero root s_1 , and $P_{J_{\max}}$ is a Gaussian with width s_1 . For general J , all the integrations over the w_α 's can be done, and the expression for $P_J(\sigma)$ reduces to

$$P_J(\sigma) = \frac{\sigma}{\pi} \int_{-\infty}^{\infty} dt e^{it\sigma^2} \prod_{\alpha=1}^a \frac{e^{-\frac{i}{2} \arctan 2ts_\alpha^2}}{(1 + 4s_\alpha^4 t^2)^{1/4}}. \quad (4)$$

Figure 3 shows $P_J(\sigma)$ for several spins J . This agrees very well with the histograms from 900 realizations of our TBRE.

Correlations of widths. The correlations between the Hamiltonian matrices $H(J)$ and $H(J')$ induce correlations between the widths σ_J and $\sigma_{J'}$. This fact is borne out by the numerical simulation: Under the assumption that width correlations can be neglected, we can use the distributions $P_J(\sigma)$ to compute the probability that spin J has a larger width than spin J' . Such a calculation yields, e.g., that $\sigma_0 > \sigma_4$ with 60% probability. The numerical simulation of the TBRE shows, however, that $\sigma_0 > \sigma_4$ for 93% of all realizations. Hence, there must be strong correlations between the widths.

We again begin with a qualitative analysis. Let $|u_J\rangle$ denote that eigenvector of the overlap matrix $S_{\alpha\beta}(J)$ which corresponds to the largest square root $s_1(J)$. Figure 4 shows the scalar products $\langle u_J | u_{J'} \rangle$ as functions of $J - J'$. Clearly, the eigenvectors $|u_J\rangle$ depend only very weakly on J and are almost identical for total spins that differ by just a few units. In particular, $\langle u_J | u_{J'} \rangle$ decreases very slowly with J for $J' = 0$ (upper line in Fig. 4) while the decrease is faster for $J = J_{\max}$ (lower line in Fig. 4). We see that for low spins up to values of 10 to 20, the largest roots $s_1(J)$ and the corresponding eigenvectors are almost independent of J . Because of these strong correlations among roots of low spins, the contributions of the largest roots s_1 to the widths are simultaneously small or simultaneously large for most realizations of the TBRE.

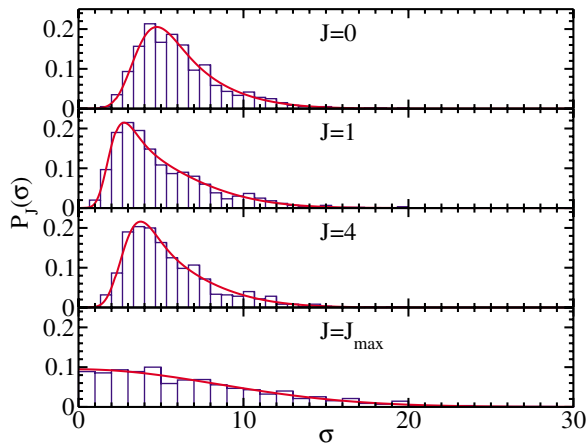


FIG. 3 (color online). Normalized probability distribution functions $P_J(\sigma)$ versus spectral width σ . The histograms result from 900 random realizations for six fermions in a $j = 19/2$ shell. The line shows the theoretical result (4).

In this way the correlations significantly enhance the probability that spin $J = 0$ has the largest total width among all low spins. Similar arguments show that the maximum spin $J = J_{\max}$ is most likely to exhibit the largest-width for high spins. These statements are in keeping with the numerical results presented in the upper part of Fig. 1.

For quantitative results, we define the probability $p(J, J') = \Theta(\sigma_J^2 - \sigma_{J'}^2)$ that spin J has a larger width than spin J' , where Θ denotes the unit step function. Introducing the eigenvalues q_α of the matrix $S_{\alpha\beta}(J) - S_{\alpha\beta}(J')$, we can perform the ensemble average. Employing integral transforms, we arrive at

$$p(J, J') = \frac{1}{2} + \frac{1}{\pi} \int_0^\infty dt \frac{\sin(\frac{1}{2} \sum_\beta \arctan 2tq_\beta)}{t \prod_\alpha (1 + 4q_\alpha^2 t^2)^{1/4}}. \quad (5)$$

This expression accurately describes the results of our numerical simulation.

From widths to ground states. The bridge between the spectral widths discussed so far and the spin of the ground-state is spanned by the scaling factors r_J . These are defined as follows. For each value of J , every realization of the TBRE yields a spectrum $E_{J,i}$, $i = 1, \dots, d_J$. Let $R_J = \max_i |E_{J,i}|$ be the spectral radius for spin J . For each realization, R_J is given with equal probability either by the energy of the lowest-lying level or by that of the highest-lying level with spin J . The spectral radius is related to the spectral width σ_J of that realization by the inequality $R_J \geq \sigma_J$. However, our numerical results show that the much stronger relation

$$R_J \approx r_J \sigma_J \quad (6)$$

is approximately valid, with r_J constant (independent of

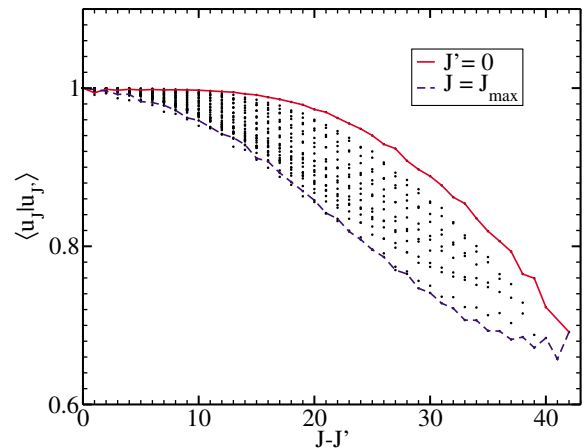


FIG. 4 (color online). Data points: Values of the scalar products $\langle u_J | u_{J'} \rangle$ of the largest-width eigenvectors $|u_J\rangle$ of the overlap matrices $S_{\alpha\beta} = d_J^{-1} \text{Tr}[C_\alpha(J)C_\beta(J)]$ for $J \geq J'$. The upper and lower line connect the data points corresponding to $J' = 0$ and $J = J_{\max}$, respectively.

the realization considered). This is shown in the inset of Fig. 1. The scaling factor $r_J \geq 1$ (shown in the lower part of Fig. 1) encodes information contained in the tails of the spectral density. The average level density typically decreases exponentially fast for energies close to the spectral radius. Thus, r_J is expected to depend logarithmically on the dimension d_J and on the average width. Its odd-even staggering, for instance, reflects a similar staggering of the dimensions d_J . In what follows, we neglect the difference between the absolute values of the energies of the highest and the lowest level in the spectrum of each realization. Thus, we identify the product $r_J \sigma_J$ with the energy of the lowest-lying state with spin J . It is then tempting to assume that the probability distribution of R_J is simply given by that of σ_J scaled by the factor r_J . Our numerical results show, however, that the two distributions, although similar, do not really coincide. However, the relation (6) is sufficiently accurate to determine reasonably reliably the probability that $r_J \sigma_J$ is maximal. Indeed, this probability is plotted as the dashed line in the upper part of Fig. 1. The agreement with the data points is very satisfactory.

We have obtained similar results for $n = 8$ fermions in a $j = 19/2$ shell. For the odd-number system with $n = 7$, the ground state has more likely spin $J = j$ than minimum spin $J = 1/2$. Here we also found that minimum and maximum spins are most likely to exhibit the largest widths. However, the scaling factor $r_{1/2}$ for minimum spin is smaller than for its low-spin neighbors. This reduces the probability that the ground state has minimum spin. In particular, the probability that $r_{1/2} \sigma_{1/2}$ is largest is considerably smaller than the probability that $r_j \sigma_j$ is largest.

Summary. We have studied the spin of the ground state for the shell model with random two-body interactions. To this end, we have derived closed expressions for both the width distribution functions and the width correlation functions. Using these results, we have shown that spin-0 and maximum spin are most likely to exhibit the largest widths. The spin-0 width is characterized by a relatively large average value and rather small fluctuations, while the maximum spin displays the largest average and the largest fluctuations. We have numerically established an approximate proportionality between spectral widths and spectral radii. This relation is sufficiently reliable to explain the preponderance of spin-0 ground states in the shell model.

This work has been confined to a single shell with spin $j = 19/2$. However, our results depend only upon geometrical properties of that model and are thus expected to apply similarly in other shells. We speculate that similar considerations would also apply to other many-body systems.

The distribution functions were calculated using superpositions of two-body operators whose squared widths

sum up to the average spectral width of the random Hamiltonian. These operators may have further applications in nuclear structure calculations: Effective interactions are often obtained from fitting two-body matrix elements [14]. These procedures ideally should avoid generating linear combinations of two-body operators with small or zero spectral widths.

Our work poses the intriguing analytical problem to derive the eigenvalues $s_\alpha(J)$. These are determined entirely by the geometry of the shell model. Hence, the values of the $s_\alpha(J)$ should be accessible by group-theoretical techniques. An understanding of the scaling factors r_J seems less difficult. It would require the knowledge of the shapes of the average spectra. This would allow us to determine r_J from the position of the lowest level (found by integrating the normalized spectrum from $-\infty$ to where the integral equals 1/2) and the width of that spectrum.

This research was supported in part by the U.S. Department of Energy under Contract Nos. DE-FG02-96ER40963 (University of Tennessee) and DE-AC05-00OR22725 with UT-Battelle, LLC (Oak Ridge National Laboratory).

-
- [1] C.W. Johnson, G.F. Bertsch, and D.J. Dean, Phys. Rev. Lett. **80**, 2749 (1998).
 - [2] R. Bijker and A. Frank, Phys. Rev. Lett. **84**, 420 (2000).
 - [3] P. Jacquod and A.D. Stone, Phys. Rev. Lett. **84**, 3938 (2000).
 - [4] V. Zelevinsky and A. Volya, Phys. Rep. **391**, 311 (2004); Y.M. Zhao, A. Arima, and N. Yoshinaga, nucl-th/0311050.
 - [5] D. Kusnezov, Phys. Rev. Lett. **85**, 3773 (2000).
 - [6] Y.M. Zhao and A. Arima, Phys. Rev. C **64**, 041301(R) (2001).
 - [7] P. Chau Huu-Tai, A. Frank, N.A. Smirnova, and P. Van Isacker, Phys. Rev. C **66**, 061302(R) (2002).
 - [8] R. Bijker and A. Frank, Phys. Rev. C **64**, 061303 (2001).
 - [9] R. Bijker, A. Frank, and S. Pittel, Phys. Rev. C **60**, 021302 (1999); L. Kaplan, T. Papenbrock, and C.W. Johnson, Phys. Rev. C **63**, 014307 (2001); V. Velázquez and A.P. Zuker, Phys. Rev. Lett. **88**, 072502 (2002); T. Papenbrock, L. Kaplan, and G.F. Bertsch, Phys. Rev. B **65**, 235120 (2002); V.K.B. Kota and K. Kar, Phys. Rev. E **65**, 026130 (2002).
 - [10] N. Yoshinaga, A. Arima, and Y.M. Zhao, J. Phys. A **35**, 8575 (2002).
 - [11] D. Mulhall, A. Volya, and V. Zelevinsky, Phys. Rev. Lett. **85**, 4016 (2000).
 - [12] Y.M. Zhao, A. Arima, and N. Yoshinaga, Phys. Rev. C **66**, 034302 (2002).
 - [13] K. Hoffman and R. Kunze, *Linear Algebra* (Prentice Hall, Englewood Cliffs, New Jersey 1971), 2nd ed.; J.B. French, Phys. Lett. B **26**, 75 (1967).
 - [14] M. Honma, B.A. Brown, T. Mizusaki, and T. Otsuka, Nucl. Phys. A **704**, 134c (2002).