

Exact Joint Density-Current Probability Function for the Asymmetric Exclusion Process

Martin Depken* and Robin Stinchcombe

Department of Physics, Theoretical Physics, University of Oxford, 1 Keble Road, Oxford OX1 3NP, United Kingdom

(Received 4 March 2004; published 22 July 2004)

We study the asymmetric simple exclusion process with open boundaries and derive the exact form of the joint probability function for the occupation number and the current through the system. We further consider the thermodynamic limit, showing that the resulting distribution is non-Gaussian and that the density fluctuations have a discontinuity at the continuous phase transition, while the current fluctuations are continuous. The derivations are performed by using the standard operator algebraic approach and by the introduction of new operators satisfying a modified version of the original algebra.

DOI: 10.1103/PhysRevLett.93.040602

PACS numbers: 05.40.-a, 02.50.-r, 05.70.Fh

Because of the lack of a general theory of nonequilibrium steady states, a lot of the research in this area focuses on the study of simple models. Of special interest are stochastic interacting particle models [1,2], and one hopes that many of the interesting qualitative characteristics of these simplified models are generic for a larger class of systems. A system that has received a lot of the attention is the partially asymmetric simple exclusion process (PASEP). First, this model is nontrivial, displaying steady-state phase transitions, yet simple enough to be integrable [3–6], and further it maps onto certain growth models [7], it models traffic flow [8], and it is believed to describe the large scale dynamics of the noisy Burgers equation [9–11] and the Kardar-Parisi-Zhang equation [11,12]. There has been much progress in the analytical treatment of the PASEP, giving rise to a host of exact results describing its steady state properties [3–6,13–16]. At the heart of the distinction between nonequilibrium and equilibrium systems lies the ability of nonequilibrium systems to carry currents. So far, the results concerning the currents in different special cases of the PASEP [13,14,17,18] are mainly for systems with periodic boundaries or infinite geometries with special initial conditions. In this Letter we consider a finite system with open boundaries but specialize the treatment to the one dimensional asymmetric simple exclusion process (ASEP). It consists of a lattice of size L , with site label l running from left to right. Every site on the lattice can be occupied by no more than one particle. Given that the right neighboring site of an occupied site is empty, the occupying particle will jump to the empty site with a rate 1. If the first site on the lattice is unoccupied, particles are injected at this boundary with rate α . Further given that we have a particle at the last site of the lattice, it is ejected with the probability rate β . No further transitions are allowed. We here limit our considerations to the case where we can view the boundary rates as deriving from particle reservoirs. We therefore take $0 < \alpha = \rho_{\text{left}} < 1$ and $0 < \beta = 1 - \rho_{\text{right}} < 1$, where ρ_{left} and ρ_{right} are the particle densities of the reservoirs. This model has been exactly solved [4] (see Fig. 1 for the phase diagram) in the

sense that the steady-state probability of any given microscopic configuration can (in principle) be calculated by applying a given set of algebraic rules. Even so, these calculations quickly become very cumbersome as the system size is increased.

Thus we here wish to extract general information about the system directly from the algebraic rules, without explicitly calculating the microscopic weights. Since the algebraic rules are instrumental to our later development we here give a very brief recap of their definition. The starting point is to represent any microscopic configurations in terms of a string of noncommuting operators \mathbf{D} and \mathbf{E} , corresponding to a particle and a hole, respectively. It can then be shown that the steady-state probability distribution can be written in terms of this operator string and two vectors, $\langle \alpha |$ and $|\beta \rangle$, according to

$$P_{\text{ss}}(\{n_l\}) = (Z_L^{\alpha\beta})^{-1} \langle \alpha | X(n_1) X(n_2) \cdots X(n_L) | \beta \rangle. \quad (1)$$

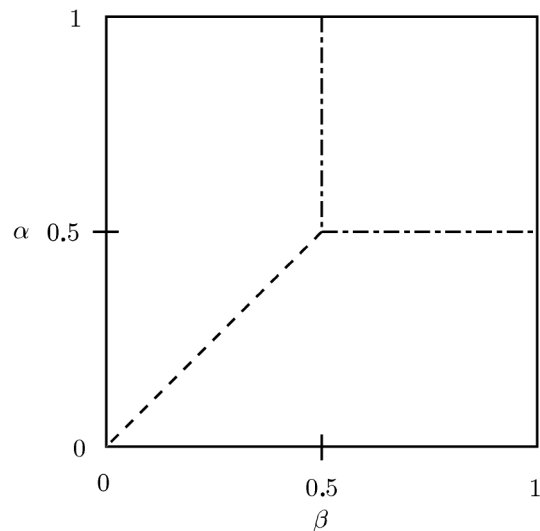


FIG. 1. Phase diagram of the one dimensional exclusion process. The dashed line indicates the first order transition line, while the dash-dotted lines indicate the continuous transition lines.

Here the operator $X(n_l)$ equals \mathbf{D} if there is a particle at site l ($n_l = 1$), and \mathbf{E} if site l is unoccupied ($n_l = 0$). The configuration independent factor $Z_L^{\alpha\beta} = \langle \alpha | (\mathbf{D} + \mathbf{E})^L | \beta \rangle$ ensures the proper normalization. For (1) to hold true, the operators and vectors must further satisfy the algebraic rules

$$\mathbf{C} \stackrel{\text{def}}{=} \mathbf{D}\mathbf{E} = \mathbf{E} + \mathbf{D}, \quad \langle \alpha | \mathbf{E} = \frac{1}{\alpha} \langle \alpha |, \quad \mathbf{D} | \beta \rangle = \frac{1}{\beta} | \beta \rangle, \quad (2)$$

where we have implicitly assumed that the normalizations of the vectors $|\alpha\rangle$ and $\langle\beta|$ are such that $\langle\alpha|\beta\rangle = 1$. The algebraic rules (2) are now all that is needed to calculate $P_{\text{ss}}^{\alpha\beta}(\{n_l\})$, resulting in a polynomial of degree L in $1/\alpha$ and $1/\beta$.

In moving from a microscopic to a macroscopic view of the system we here concentrate on the average density and current throughout the bulk. We derive the exact joint probability function for the average bulk current and density for any system size. First we define the total activity within the system as the number of bulk bonds that can facilitate a transition of a particle in the immediate future, i.e., the total effective bulk transition rate. The bulk current is then defined as the activity divided by the system size. For any given state the activity equals the number of pairs of neighboring sites that has a particle to the left and a hole to the right. To get a handle on the activity, J , of a microscopic configuration of N particles we choose to represent such a configuration by a sequence of J objects of the form $\mathbf{D}^{p_j} \mathbf{E}^{h_j}$, possibly padded with \mathbf{E} 's to the left and \mathbf{D} 's to the right. Doing this we can write any microscopic steady state measure as

$$P_{\text{ss}}(\{n_l\}) = (Z_L^{\alpha\beta})^{-1} \langle \alpha | \mathbf{E}^{h_0} (\mathbf{D}^{p_1} \mathbf{E}^{h_1}) \cdots (\mathbf{D}^{p_J} \mathbf{E}^{h_J}) \mathbf{D}^{p_0} | \beta \rangle,$$

by appropriately choosing the numbers $\{p_j, h_j\}$ and J . It further follows that the above expression is unique if $h_0, p_0 \geq 0$ and the rest satisfy $h_j, p_j \geq 1$. We can now, in principle, calculate the joint probability distribution for N and J by summing the above over all h_j 's and p_j 's consistent with a specific number of particles ($\sum_{j=0}^J p_j = N$) and a given system size ($N + \sum_{j=0}^J h_j = L$). Choosing to enforce these constraints with contour-integral representations of the Kronecker delta, the expression for the joint particle-activity probability function can be written as

$$P_L^{\alpha\beta}(N, J) = \frac{\alpha\beta}{Z_L} \oint_{C_z, C_{\bar{z}}} \frac{dz d\bar{z}}{(2\pi)^2} \frac{1}{z^{N+1} \bar{z}^{L-N+1}} \frac{1}{(z - \beta)(\bar{z} - \alpha)} \times \langle \alpha | \left[\sum_{p=1}^N (z\mathbf{D})^p \sum_{h=1}^{L-N} (\bar{z}\mathbf{E})^h \right]^J | \beta \rangle. \quad (3)$$

Here C_z ($C_{\bar{z}}$) is a directed contour that encircles the pole at the origin of the complex z (\bar{z}) plane once in the positive direction, with $|z| < \beta$ ($|\bar{z}| < \alpha$). The first step toward explicitly calculating (3) is through considering the properties of the operators $\sum_p (z\mathbf{D})^p$ and $\sum_h (\bar{z}\mathbf{E})^h$.

Surprisingly it turns out [19] that a slight modification of the above operators

$$\mathbf{D}' \stackrel{\text{def}}{=} [1 - (z + \bar{z})] \mathbf{D} \sum_{h=0}^{N-1} (z\mathbf{D})^h, \\ \mathbf{E}' \stackrel{\text{def}}{=} [1 - (z + \bar{z})] \mathbf{E} \sum_{p=0}^{L-N-1} (\bar{z}\mathbf{E})^p,$$

satisfy the ‘‘relaxed’’ operator algebra

$$\mathbf{D}'\mathbf{E}' = \mathbf{D}' + \mathbf{E}' + \mathcal{O}(z^N, \bar{z}^{L-N}).$$

The relaxed eigenvectors and eigenvalues are further given by

$$\mathbf{D}' | \beta \rangle = | \beta \rangle \frac{1}{\beta'} + \mathcal{O}(z^N), \quad \langle \alpha | \mathbf{E}' = \frac{1}{\alpha'} \langle \alpha | + \mathcal{O}(\bar{z}^{L-N}),$$

with

$$\alpha' \stackrel{\text{def}}{=} \frac{\alpha - \bar{z}}{1 - (z + \bar{z})}, \quad \beta' \stackrel{\text{def}}{=} \frac{\beta - z}{1 - (z + \bar{z})}.$$

We can now rewrite (3) in terms of the primed operators and start using the relaxed operator algebra to transform the expression. The result of any such manipulation would be the same, up to terms of order z^N and \bar{z}^{L-N} , as if the operator algebra would have been exact. The extra terms have no effect under the contour integral in (3) since the poles at the origins are both of order equal or lower than N and $L - N$. (The case for $J = 0$ is trivial.) Thus, using the relaxed algebra to perform any manipulation within (3) is equivalent to using an exact algebra. Therefore we can write

$$P_L^{\alpha\beta}(N, J) = \frac{\alpha\beta}{Z_L^{\alpha\beta}} \oint_{C_z, C_{\bar{z}}} \frac{dz d\bar{z}}{(2\pi)^2} \frac{1}{z^{N+1-J} \bar{z}^{L-N+1-J}} \times \frac{Z_J^{\alpha'\beta'}}{(z - \beta)(\bar{z} - \alpha)[1 - (z + \bar{z})]^{2J}}. \quad (4)$$

This expression is the main result of this Letter, and since all quantities in it are known exactly, it yields both the exact finite system size form of $P_L^{\alpha\beta}(N, J)$, as well as the asymptotic form in the large system size limit. By first calculating the generating functional $G(\mu) = \sum_{\mu=0}^{\infty} \mu^L Z_L^{\alpha\beta}$ [19] (which has recently been derived in a different manner in [20]), the above further yields a double contour integral expression for the generating functional of N and J [19]. Below we present exact and asymptotic results for $P_L^{\alpha\beta}(N, J)$.

Finite systems.—The integral in (4) is easily calculated with the help Cauchy’s integral theorem. All we need to do is to calculate the coefficient of the term proportional to $(z\bar{z})^{-1}$ in the Laurent-series expansion of the integrand in (4). For $J = 0$ we have $Z_J^{\alpha'\beta'} = 1$ and thus

$$P_L^{\alpha\beta}(N, 0) = \frac{1}{Z_L^{\alpha\beta}} (1/\beta)^N (1/\alpha)^{L-N},$$

which is obviously correct since the inactive state must have $L - N$ empty sites followed by N filled sites.

For $J \geq 1$ we use the exact form of the normalization function [4]

$$Z_L^{\alpha\beta} = \sum_{l=1}^L A_{L,l} \sum_{k=0}^l \frac{1}{\alpha^k \beta^{l-k}}, \quad A_{L,l} = \frac{l(2L-l-1)!}{L!(L-l)!}$$

to write

$$P_L^{\alpha\beta}(N, J) = \frac{\alpha\beta}{Z_L^{\alpha\beta}} \sum_{j=1}^J A_{J,j} \sum_{k=0}^j \sum_{c=0}^{L-N-J} \sum_{d=0}^{N-J} G_{k,c}(\alpha) G_{j-k,d}(\beta) H_{2J-j, L-N-J-c, N-J-d}, \quad (5)$$

with

$$G_{k,c}^{\alpha} = \binom{k+c}{c} \frac{1}{\alpha^{c+k+1}},$$

$$H_{K,d,e} = \binom{K-1+d+e}{d+e} \binom{d+e}{e}.$$

Through the above we now have the exact form of the sought-after joint probability function for any system size. The form is illustrated in Fig. 2.

Thermodynamic limit.—We here return to (4). Using the asymptotic form of the normalizing function given in [4], we perform a steepest-descent calculation to get the

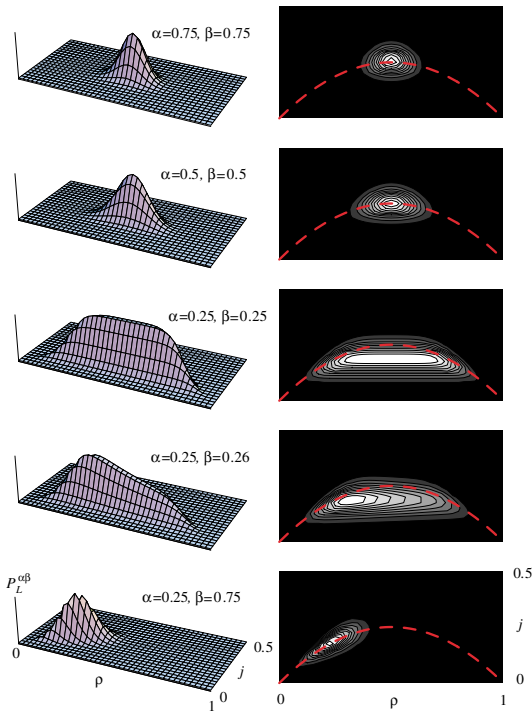


FIG. 2 (color online). Each row contains a surface and a contour plot of the exact probability distribution for the values of α and β indicated, and with $\rho = N/L$ and $j = J/L$. The first three rows illustrate the behavior of the probability distribution as the system goes along the line of $\alpha = \beta$ through the critical point at $\alpha = \beta = 0.5$, while the last three graphs illustrate the behavior as the system goes through the first order transition at $\alpha = \beta = 0.25$. Overlaid in the contour plots (dashed line) is the curve $j = \rho(1 - \rho)$ which defines the set of possible asymptotic average values of ρ and j throughout the system's different phases (not at the first order transition line). The system size is $L = 40$.

asymptotic results. We consider the different phases individually. Because of the particle-hole symmetry $P_L^{\alpha\beta}(N, J) = P_L^{\beta\alpha}(L - N, J)$ it is necessary to explicitly consider only the case $\alpha < \beta$.

First turning to the maximal-current phase we consider (4) and drop all prefactors that are independent of N and J (this is done throughout) to write

$$P_L^{\alpha\beta}(N, J) \sim \frac{4^J}{J^{3/2}} \oint_{C_z, C_{\bar{z}}} \frac{dz d\bar{z}}{(2\pi i)^2} \frac{1}{z^{N-J+1} \bar{z}^{L-N-J+1}} \times \frac{1}{[1 - (z + \bar{z})]^{2J-1}} \times \frac{1}{(2\alpha - 1 + z - \bar{z})^2 [2\beta - 1 - (z - \bar{z})]^2}.$$

The asymptotic behavior of these integrals is, in principle, straightforward to calculate. In practice though, it turns out to be quite cumbersome since one has to determine which of the saddle points and lower order poles give the dominant contributions. We can shortcut this through considering only the asymptotic form in some finite region around the peak of the distribution. From [4] we know that the average density and current is α and β independent. Thus, the lower order poles cannot dictate the asymptotic behavior around the peak value of the probability distribution, and instead this must be set by the saddle points

$$z^* = \rho - j, \quad \bar{z}^* = 1 - \rho - j,$$

$$\rho = N/L, \quad j = J/L.$$

A saddle-point approximation thus results in

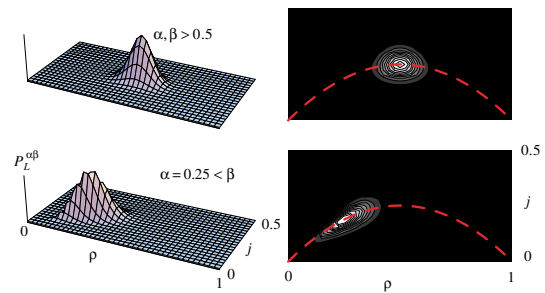


FIG. 3 (color online). The two rows display a surface and a contour plot of the leading behavior of the asymptotic probability distribution. The calculations were performed at the injection and ejection rates indicated and at a system of size $L = 40$ (to make the result comparable to Fig. 2).

$$P_L^{\alpha\beta}(\rho, j) \sim \left(\frac{1}{j^{2j}(\rho-j)^{\rho-j}(1-\rho-j)^{1-\rho-j}} \right)^L, \quad (6)$$

where we for simplicity have dropped all the subdominant prefactors. Even though the extent of the region of validity of (6) is unknown, it should be pointed out that the size of this region is finite (as long as the system is away from any phase boundaries) and independent of system size. In the first row of Fig. 3 we show the resulting dominating asymptotic plots.

Now turning to the low-current, low-density, phase we have

$$P_L^{\alpha\beta}(\rho, j) \sim \left(\frac{\rho^\rho(1-\rho)^{1-\rho}}{\alpha^{1-\rho}(1-\alpha)^\rho} \frac{1}{j^{2j}(\rho-j)^{\rho-j}(1-\rho-j)^{1-\rho-j}} \right)^L. \quad (7)$$

The above result is directly transferable to the high-density phase through the use of the particle hole symmetry mentioned above. A realization of the asymptotically dominating part in the low-density phase is shown in the second row of Fig. 3.

It is clear from the asymptotic forms that the probability distribution is non-Gaussian in all phases. This is consistent with the view that long-range correlations are a generic feature of nonequilibrium systems with conservative dynamics [21]. As the continuum transition is passed, the asymptotic forms (6) and (7) indicate that there will be a finite jump in the connected density-density correlator. Comparing this to equilibrium systems, these transitions correspond to second order transitions.

In conclusion we note that it would be very interesting to examine if the same “trick” of introducing a relaxed algebra could somehow be applied to the PASEP, especially since this model interpolates between an equilibrium and a nonequilibrium steady state. It would further be interesting to derive the full asymptotic form of the probability distribution since sufficiently close to a phase transition, any finite system will reach a point at which the region of validity of the above asymptotic forms shrink to the size of the typical fluctuations. In this region the system crosses over to a situation where the asymptotic fluctuations are governed by the tails excluded in the above development.

This work was supported by EPSRC under the Oxford Condensed Matter Theory Grants No. GR/R83712/01 and No. GR/M04426. M. D. gratefully acknowledges support from Merton College, Oxford, and the Royal Swedish Academy of Science.

*Present address: Instituut-Lorentz, Leiden University, P.O. Box 9506, 2300 RA Leiden, The Netherlands.
Electronic address: depken@lorentz.leidenuniv.nl

$$P_L^{\alpha\beta}(\rho, j) \sim \oint_{C_z, C_{\bar{z}}} \frac{dzd\bar{z}}{(2\pi i)^2} \frac{1}{z^{N-J+1}\bar{z}^{L-N-J+1}} \times \frac{2\alpha-1+z-\bar{z}}{\beta-\alpha-(z-\bar{z})} \frac{1}{(\alpha-\bar{z})^{J+1}(1-z-\alpha)^{J+1}}.$$

The same arguments as applied in the maximal-current-phase now give us the asymptotic probability distribution around the peak. Again it is the saddle points

$$z^* = \frac{\rho-j}{\rho}(1-\alpha), \quad \bar{z}^* = \frac{1-\rho-j}{1-\rho}\alpha$$

that dominate. The resulting dominant form is

- [1] T. M. Liggett, *Interacting Particle Systems* (Springer-Verlag, New York, 1985).
- [2] T. M. Liggett, in ICTP Lecture Notes Series Vol. XVII, edited by G. F. Lawler (The Abdus Salam International Centre for Theoretical Physics, Trieste, Italy, 2004), http://www.ictp.trieste.it/~pub_off/lectures/
- [3] B. Derrida, E. Domany, and D. Mukamel, *J. Stat. Phys.* **69**, 667 (1992).
- [4] B. Derrida, M. Evans, V. Hakim, and V. Pasquier, *J. Phys. A* **26**, 1493 (1993).
- [5] T. Sasamoto, *J. Phys. A* **32**, 7109 (1999).
- [6] R. Blythe, M. Evans, F. Colaiori, and F. Essler, *J. Phys. A* **33**, 2313 (1999).
- [7] T. Halpin-Healy and Y.-C. Zhang, *Phys. Rep.* **254**, 215 (1995).
- [8] *Traffic and Granular Flow '97*, edited by M. Schreckenberg and D. Wolf (Springer-Verlag, Singapore, 1998).
- [9] J. Burgers, *The Non-Linear Diffusion Equation* (Reidel, Boston, MA, 1974).
- [10] L. Gwa and H. Spohn, *Phys. Rev. A* **46**, 844 (1992).
- [11] R. Stinchcombe, *Adv. Phys.* **50**, 431 (2001).
- [12] M. Kardar, G. Parisi, and Y.-C. Zhang, *Phys. Rev. Lett.* **56**, 889 (1986).
- [13] P. A. Ferrari and L. R. G. Fontes, *Ann. Probab.* **22**, 820 (1994).
- [14] D.-S. Lee and D. Kim, *Phys. Rev. E* **59**, 6476 (1999).
- [15] B. Derrida, *Phys. Rep.* **301**, 65 (1998).
- [16] B. Derrida, J. Lebowitz, and E. Speer, *Phys. Rev. Lett.* **89**, 030601 (2002).
- [17] M. Praehofer and H. Spohn, in *In and Out of Equilibrium: Probability with a Physics Flavor*, edited by V. Sidoravicius, Progress in Probability Vol. 51 (Birkhauser, Boston, 2002), p. 185.
- [18] B. Derrida, B. Douçot, and P.-E. Roche, *J. Stat. Phys.* **115**, 717 (2004).
- [19] M. Depken, Ph.D. thesis, Department of Physics, University of Oxford, 2003; M. Depken and R. Stinchcombe (to be published).
- [20] R. Blythe, W. Janke, D. Johnston, and R. Kenna, *J. Stat. Mech.: Theor. Exp.* P06001 (2004).
- [21] P. L. Garrido, J. L. Lebowitz, C. Maes, and H. Spohn, *Phys. Rev. A* **42**, 1954 (1990).