

Multifragment Production in Reactions of $^{112}\text{Sn} + ^{112}\text{Sn}$ and $^{124}\text{Sn} + ^{124}\text{Sn}$ at $E/A = 40$ MeV

G. J. Kunde, S. J. Gaff, C. K. Gelbke, T. Glasmacher, M. J. Huang, R. Lemmon, W. G. Lynch,
L. Manduci, L. Martin, and M. B. Tsang

*Department of Physics and Astronomy and National Superconducting Cyclotron Laboratory,
Michigan State University, East Lansing, Michigan 48824*

W. A. Friedman

Department of Physics, University of Wisconsin, Madison, Wisconsin 53706

J. Dempsey, R. J. Charity, and L. G. Sobotka

Department of Chemistry, Washington University, St. Louis, Missouri 63130

D. K. Agnihotri, B. Djerroud, W. U. Schröder, W. Skulski, J. Töke, and K. Wyrozrebski

*Department of Chemistry and Nuclear Structure Research Laboratory,
University of Rochester, Rochester, New York 14627*

(Received 20 February 1996)

Multiplicities of intermediate-mass fragments (IMFs), neutrons, and charged particles were measured for $^{112}\text{Sn} + ^{112}\text{Sn}$ and $^{124}\text{Sn} + ^{124}\text{Sn}$ at $E/A = 40$ MeV. Significantly different scalings of the mean IMF multiplicities with neutron and charged-particle multiplicities are observed for the two reactions. These differences can be qualitatively understood in terms of fragment emission from an expanding evaporating source for which the initial rates of cooling by neutron and light-charged-particle emission depend on the neutron and proton numbers of the source according to statistical expectations. [S0031-9007(96)01350-6]

PACS numbers: 25.70.Pq, 25.70.Gh

Hot nuclear systems formed in intermediate energy nucleus-nucleus collisions are known [1–8] to decay by copious production of intermediate mass fragments (IMFs) characterized by $3 \leq Z_{\text{IMF}} \leq 20$. In examining reactions of Xe on various targets covering a wide range of masses, a near-universal correlation has previously been observed between the average number of emitted IMFs, $\langle N_{\text{IMF}} \rangle$, and the charged-particle multiplicity, NC [7]. In reactions, using reversed kinematics, with Au beams on a variety of targets, a similar universal correlation (independent of target mass) was also observed between $\langle N_{\text{IMF}} \rangle$ and the total charge contained in fragments having two or more charges, which were observed near the projectile rapidity [8–10]. The universality seen in these instances was interpreted as due to a decay mechanism, independent of the production of the decaying system.

Only a few studies have addressed the influence of the neutron number of the projectile or target. Observables studied so far were isotopic yields of fragments [11–13] and isobaric ratios [14]. In this Letter we investigate the influence of the neutron number in the target and projectile on the correlation of $\langle N_{\text{IMF}} \rangle$ with the multiplicities of the yields of different types of particles: charged particles (N_C), neutrons (N_N), and light-charged particles with $Z \leq 2$ (N_{LC}) [15]. The measurement involves reactions with two projectile-target combinations of fixed proton number (to keep the influence of the Coulomb force constant), but very different neutron numbers. Specifically,

we studied collisions of $^{112}\text{Sn} + ^{112}\text{Sn}$ and $^{124}\text{Sn} + ^{124}\text{Sn}$ at $E/A = 40$ MeV by means of an experimental setup which provided simultaneous 4π coverage for neutrons and charged particles. In contrast to the previously cited universal scaling, we observe significant differences between the reactions in the correlations of $\langle N_{\text{IMF}} \rangle$ with N_C , N_N , and N_{LC} . These differences can be qualitatively understood in terms of the expanding evaporating source model [16] which has previously been shown to explain the large number of fragments observed in central heavy ion collisions [5,6] as well as the low observed temperatures at which the fragments were produced [16,17].

The experiment was performed at the National Superconducting Cyclotron Laboratory at Michigan State University. Two symmetric reactions, $^{112}\text{Sn} + ^{112}\text{Sn}$ and $^{124}\text{Sn} + ^{124}\text{Sn}$, were studied at a beam energy of $E/A = 40$ MeV. The areal density of the targets was 5 mg/cm^2 . For each event, the associated neutron multiplicity was measured with the SuperBall neutron multiplicity meter [18] and charged particles were detected in 280 plastic scintillator-CsI(Tl) phoswich detectors of the Miniball-Miniwall array [19]. The charged-particle arrays provided isotopic resolution for H and He nuclei and elemental resolution for heavier fragments with approximate energy thresholds of $E_{\text{th}}/A \approx 2.2$ MeV (4.5 MeV) for $Z = 3$ ($Z = 10$) particles detected in the Miniwall at $5.4^\circ \leq \Theta_{\text{lab}} \leq 25^\circ$ and $E_{\text{th}}/A \approx 1.5$ MeV (2.5 MeV) for $Z = 3$ ($Z = 10$) particles detected in the Miniball at

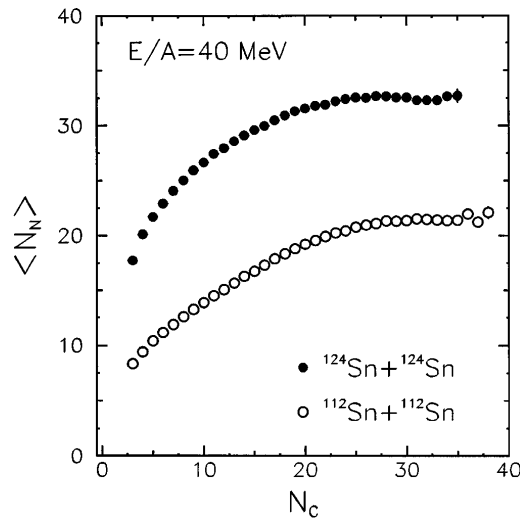


FIG. 1. Average neutron multiplicities, $\langle N_N \rangle$, as a function of charged-particle multiplicity, N_C , for $^{112}\text{Sn} + ^{112}\text{Sn}$ and $^{124}\text{Sn} + ^{124}\text{Sn}$ collisions at $E/A = 40$ MeV.

$25^\circ \leq \Theta_{\text{lab}} \leq 160^\circ$, respectively. The event trigger required the detection of at least two charged particles.

Figure 1 shows the observed average neutron multiplicities, $\langle N_N \rangle$, as a function of charged-particle multiplicity, N_C . Since heavy nuclei of moderate excitation energy decay primarily by neutron emission, the event trigger largely suppresses very peripheral collisions characterized by low neutron multiplicities. For a given value of N_C , larger neutron multiplicities are observed for $^{124}\text{Sn} + ^{124}\text{Sn}$ than for $^{112}\text{Sn} + ^{112}\text{Sn}$. This dependence of neutron multiplicity on the neutron-to-proton ratio of the emitting system is consistent with simple expectations.

Figure 2 shows the average number of detected intermediate mass fragments ($\langle N_{\text{IMF}} \rangle; Z \geq 3$) as a function of N_C (points, left panel), N_{LC} (curves, left panel), and N_N

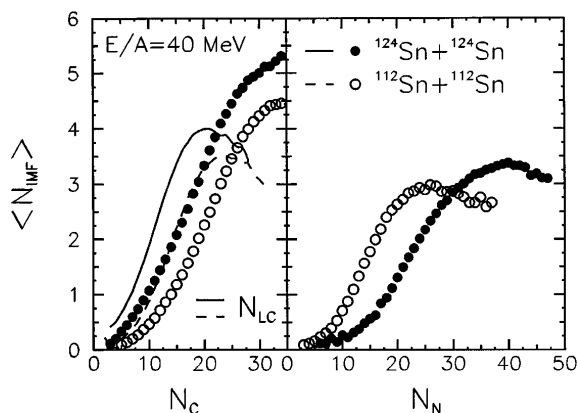


FIG. 2. Average fragment multiplicities, $\langle N_{\text{IMF}} \rangle$, as a function of charged-particle and light-charged-particle multiplicities (N_C and N_{LC} , left panel) and neutron multiplicities (N_N , right panel) for $^{112}\text{Sn} + ^{112}\text{Sn}$ (open points and dashed curves) and $^{124}\text{Sn} + ^{124}\text{Sn}$ (solid points and solid curves) collisions at $E/A = 40$ MeV.

(points, right panel) for the two reactions studied. Distinct differences are observed which are incompatible with a universal scaling of $\langle N_{\text{IMF}} \rangle$ with N_C , N_{LC} , or N_N . Relative to the respective curves for $^{112}\text{Sn} + ^{112}\text{Sn}$, the $\langle N_{\text{IMF}} \rangle$ versus N_C and N_{LC} curves for $^{124}\text{Sn} + ^{124}\text{Sn}$ are shifted to lower values of N_C and N_{LC} , while the $\langle N_{\text{IMF}} \rangle$ versus N_N curve is shifted to higher values of N_N . At any given value of N_C or N_{LC} , $\langle N_{\text{IMF}} \rangle$ is larger for $^{124}\text{Sn} + ^{124}\text{Sn}$ than for $^{112}\text{Sn} + ^{112}\text{Sn}$. The same is true for very high values of N_N , where the $\langle N_{\text{IMF}} \rangle$ versus N_N curves have leveled off, but in the region where $\langle N_{\text{IMF}} \rangle$ grows monotonically with increasing N_N , the fragment multiplicity at a given value of N_N is larger for $^{112}\text{Sn} + ^{112}\text{Sn}$ than for $^{124}\text{Sn} + ^{124}\text{Sn}$ collisions. Roughly consistent with the larger mass of the $^{124}\text{Sn} + ^{124}\text{Sn}$ system, the maximum values of $\langle N_{\text{IMF}} \rangle$ are about 10% larger for $^{124}\text{Sn} + ^{124}\text{Sn}$ than for $^{112}\text{Sn} + ^{112}\text{Sn}$. Rather surprisingly, the maximum $\langle N_{\text{IMF}} \rangle$ values extracted as a function of N_C are about 50% larger than those extracted as a function of N_N ; those extracted as a function of N_{LC} lie in between.

A detailed understanding of the reaction requires calculations capable of predicting the dynamics of the collision as a function of impact parameter and time and capable of treating fast nonequilibrium emissions, the statistical decay of excited projectile and target residues, and the disintegration of the “neck” [20] temporarily formed in between. Such calculations are beyond the scope of the present Letter. However, the qualitative trends observed in Fig. 2 are predicted by statistical calculations and are thus largely driven by phase space. To demonstrate this, we use the expanding evaporating source (EES) model of Ref. [16] which has been successful in explaining a number of features observed in multifragment emission from excited nuclei [5,6,16,17]. Since correlations between $\langle N_{\text{IMF}} \rangle$ and N_C depend only weakly on the total mass of the assumed source [5,7], we restrict our schematic calculations to the idealized case of a source made up of the total mass and charge of projectile and target (labeled as $^{224}_{100}X$ and $^{248}_{100}X$). Thus, our calculations are best suited for collisions where the overlap of projectile and target is large. (We did verify, however, that the qualitative differences observed for the two systems are also predicted for the other extreme, namely, the decay of a projectile and a targetlike source—which is more realistic for peripheral collisions.) For simplicity, we assumed a flat distribution of initial temperatures covering an interval of excitation energies per nucleon of $1.3 \leq E^*/A \leq 10$ MeV. The upper limit corresponds to the limiting case of complete fusion; the lower limit is arbitrary and of little interest. Since we are primarily interested in providing an understanding of the qualitative differences observed for the two systems, we refrain from filtering the calculations by the acceptance of the experimental apparatus [21].

Figure 3 shows multiplicity correlations calculated for $^{112}\text{Sn} + ^{112}\text{Sn}$ and $^{124}\text{Sn} + ^{124}\text{Sn}$. Both the direction and the relative magnitude of the shift between the various

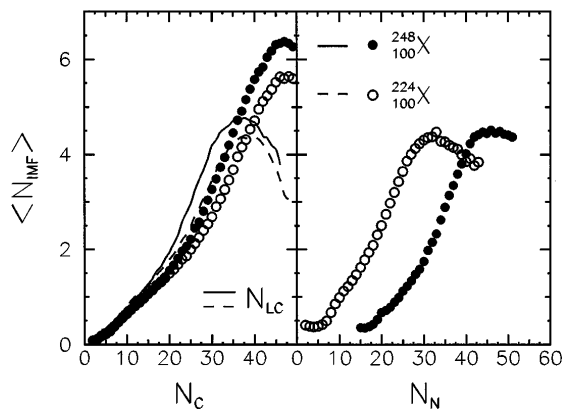


FIG. 3. Average fragment multiplicities, $\langle N_{\text{IMF}} \rangle$, predicted by the EES model as a function of charged-particle and light-charged-particle multiplicities (N_C and N_{LC} , left panel) and neutron multiplicities (N_N , right panel) for $^{112}\text{Sn} + ^{112}\text{Sn}$ and $^{124}\text{Sn} + ^{124}\text{Sn}$. Details of the calculations are discussed in the text.

multiplicity correlations noted in Fig. 2 are approximately reproduced. The calculations also reproduce the qualitative differences between the maximum values of $\langle N_{\text{IMF}} \rangle$ observed at large N_C , N_{LC} , and N_N .

To illustrate similarities and differences predicted by the model for the decay of the two systems, we show in Fig. 4 the predicted time dependence of source temperatures (dotted curves, right-hand scale) and emission rates of neutrons, light-charged particles, and IMFs (dashed, solid, and dot-dashed curves, respectively, left-hand scale) assuming a single initial excitation energy per nucleon of $E^*/A = 10$ MeV. Initially, the two sources cool by ex-

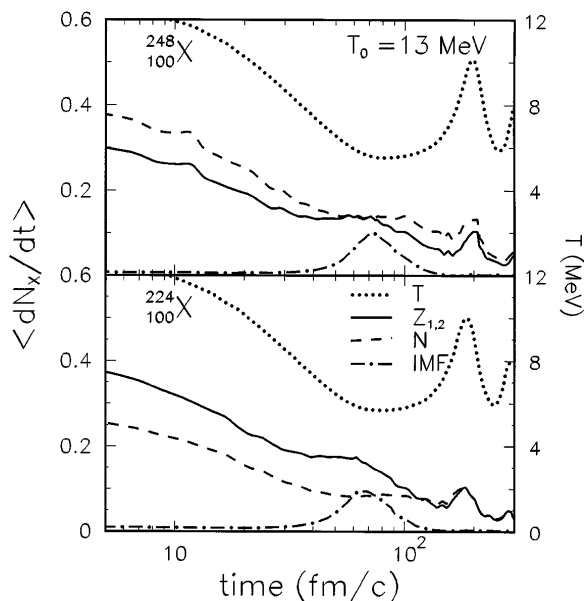


FIG. 4. Particle emission rates and cooling curves predicted by the EES model for initial source temperatures of 13 MeV. Top and bottom panels show results for $^{112}\text{Sn} + ^{112}\text{Sn}$ and $^{124}\text{Sn} + ^{124}\text{Sn}$, respectively.

pansion and light particle emission with very minor differences in their cooling rates. When the sources reach their minimum density (at $T \approx 5-6$ MeV), they are predicted to decay by copious IMF production. In the model, the system resides for a relatively long time (≈ 100 fm/c) in this low-temperature, low-density configuration (note the logarithmic time scale), and nearly all fragments are emitted during this time interval. After this stage the model sources have lost approximately 1/3 of their original mass, and their N/Z ratios have changed from 1.48 (1.24) to approximately 1.45 (1.30) for the neutron rich (neutron poor) systems. A modest subsequent rise in temperature is predicted when the sources contract back to near-normal nuclear density, but subsequent particle emission is less important. The model predicts very different neutron and light-charged-particle emission rates for the two systems, but similar IMF production rates.

Figure 5 shows model predictions of the average initial excitation energy per nucleon, $\langle E^*/A \rangle$, selected by sharp cuts on N_C , N_{LC} , or N_N . Over a significant range of multiplicities, $\langle E^*/A \rangle$ is proportional to N_C , N_{LC} , and N_N . (The flat regions at low and high multiplicities are associated with the sharp edges of the assumed flat initial temperature distribution.) A cut on N_C or N_{LC} selects a higher value of $\langle E^*/A \rangle$ (and thus a higher value of $\langle N_{\text{IMF}} \rangle$) for the neutron rich system, but a cut on N_N selects a lower value. The relative difference in excitation energy selection is more pronounced for cuts on N_N than for cuts on N_C or N_{LC} . The offset between the $\langle N_{\text{IMF}} \rangle$ versus N_C , N_{LC} , or N_N curves in Fig. 2 can thus be understood as due to the fact that specific cuts on N_C , N_{LC} , or N_N select different initial conditions for the two systems.

Maximum $\langle N_{\text{IMF}} \rangle$ values extracted from $\langle N_{\text{IMF}} \rangle$ versus N_C , N_{LC} , and N_N correlations are surprisingly different; see Fig. 2. Within the EES model, these differences arise from two effects. First, the intrinsic resolution of neutron and charged-particle multiplicity filters is different. For example, sharp cuts in N_C , N_{LC} , and N_N , chosen to select

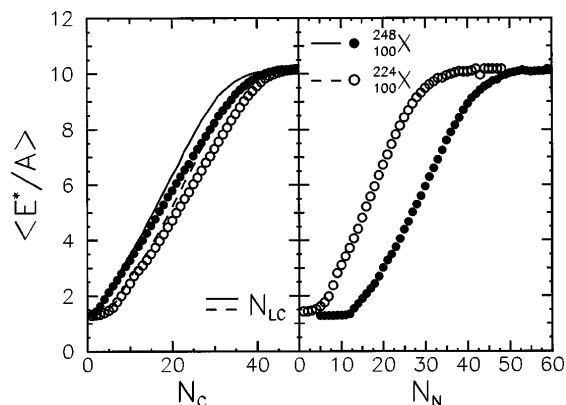


FIG. 5. Average source excitation energy per nucleon, $\langle E^*/A \rangle$, selected by sharp cuts on N_C and N_{LC} (circles, points and lines, left panel) and N_N (points, right panel) as predicted by EES calculations for $^{112}\text{Sn} + ^{112}\text{Sn}$ and $^{124}\text{Sn} + ^{124}\text{Sn}$.

the same average excitation energy per nucleon, $\langle E^*/A \rangle = 7$ MeV, for the ${}^{224}_{100}\text{X}$ (${}^{248}_{100}\text{X}$) system, filter out E^*/A distributions of variances $\sigma^2(E^*/A) \approx 0.9, 1.32,$ and 1.82 MeV² (0.9, 1.36, and 1.64 MeV²), respectively; i.e., the resolution is predicted to be best for cuts on N_C . Second, in the extreme tails of the N_C , N_{LC} , and N_N distributions, autocorrelations due to energy conservation become apparent. If, for example, all reactions had a single initial excitation energy, the selection of very high neutron or light-charged-particle multiplicity events would produce a sample of reduced IMF multiplicity, i.e., N_N and N_{IMF} (and also N_{LC} and N_{IMF}) are anticorrelated. The opposite is true for N_C and N_{IMF} , because IMFs are included in the definition of N_C [15]. These autocorrelations arise in our model calculations—which predict that they become significant in the extreme tails of the multiplicity distributions. For example, calculations at a fixed initial excitation energy per nucleon of $E^*/A = 9$ MeV predict a change of $\Delta\langle N_{\text{IMF}} \rangle \approx +1$ (-1) when the selecting gate on N_C (N_N) is increased by ΔN_C (ΔN_N) ≈ 10 from its average value.

The effects of these autocorrelations can be studied in the calculations by comparing the average yields calculated at a fixed temperature with the yields which reflect event-to-event fluctuations. As an example, we consider calculations for ${}^{224}_{100}\text{X}$. For the highest initial excitation energy used in determining the yields, $E^*/A = 10$ MeV, the average predicted multiplicities are $\overline{N_{\text{IMF}}} = 5.2$, $\overline{N_C} = 41.5$, $\overline{N_{LC}} = 36.2$, and $\overline{N_N} = 28.9$ [22]. The point $(\overline{N_C}, \overline{N_{\text{IMF}}})$ lies close to the calculated $\langle N_{\text{IMF}} \rangle$ versus N_C curve in Fig. 3, but values of $\langle N_{\text{IMF}} \rangle$ larger than $\overline{N_{\text{IMF}}}$ are obtained for $N_C > \overline{N_C}$ due to the positive correlation between N_{IMF} and N_C explained above. In contrast, the maxima of the $\langle N_{\text{IMF}} \rangle$ versus N_{LC} (N_N) curves are smaller than $\overline{N_{\text{IMF}}}$, and there are clear signs of an anticorrelation between N_{IMF} and N_{LC} (N_N) in Fig. 3 when N_{LC} (N_N) is significantly larger than $\overline{N_{LC}}$ ($\overline{N_N}$).

The relative magnitudes of resolution and autocorrelation effects in the tails of the multiplicity distributions depend on the assumed distribution of initial excitation energies and on contributions of prompt particles, and can thus not be disentangled in a model-independent way.

In summary, large differences in the correlations of average IMF multiplicities with neutron, charged-particle, and light-charged-particle multiplicities were observed for ${}^{112}\text{Sn} + {}^{112}\text{Sn}$ and ${}^{124}\text{Sn} + {}^{124}\text{Sn}$ reactions. These differences can be understood by statistical calculations for an ensemble of expanding evaporating sources representing a broad range of initial temperatures. In the calcu-

lations, the observed effects are due to different cooling rates from neutron and light-charged-particle emission, differences in resolution of reaction filters based upon neutron and charged-particle multiplicity measurements, and autocorrelations between various emission types at high multiplicities.

This work was supported by the National Science Foundation under Grants No. PHY-9214992, No. PHY-9314131, and No. PHY-95-28844. G. J. K. acknowledges support of the Alexander-von-Humboldt Foundation.

-
- [1] D. H. E. Gross, Rep. Prog. Phys. **53**, 605 (1990).
 - [2] L. G. Moretto, and G. J. Wozniak, Annu. Rev. Nucl. Part. Sci. **43**, 379 (1993), and references therein.
 - [3] J. P. Bondorf, A. S. Botvina, A. S. Iljinov, I. N. Mishustin, and K. Sneppen, Phys. Rep. **257**, 133 (1995).
 - [4] C. A. Ogilvie *et al.*, Phys. Rev. Lett. **67**, 1214 (1991).
 - [5] D. R. Bowman *et al.*, Phys. Rev. Lett. **67**, 1527 (1991).
 - [6] R. T. de Souza *et al.*, Phys. Lett. B **268**, 6 (1991).
 - [7] D. R. Bowman *et al.*, Phys. Rev. C **46**, 1834 (1992).
 - [8] P. Kreuz *et al.*, Nucl. Phys. **A556**, 672 (1993).
 - [9] J. Pochodzalla *et al.*, Nucl. Phys. **A583**, 553c (1995).
 - [10] W. Trautmann *et al.* (to be published).
 - [11] J. Brzychczyk *et al.*, Phys. Rev. C **47**, 1553 (1993).
 - [12] S. J. Yennello *et al.*, Phys. Lett. B **321**, 15 (1994).
 - [13] R. Wada *et al.*, Phys. Rev. Lett. **58**, 1829 (1987).
 - [14] Yu. Murin *et al.*, Phys. Rev. C **51**, 2794 (1995).
 - [15] In our definition, $N_C = N_{LC} + N_{\text{IMF}} + N_{\text{NID}}$, where N_{LC} , N_{IMF} , and N_{NID} denote the multiplicities of light-charged particles, of intermediate-mass fragments, and of nonidentified charged particles with $Z \geq 3$, respectively.
 - [16] W. A. Friedman, Phys. Rev. Lett. **60**, 2125 (1988); Phys. Rev. C **42**, 667 (1990).
 - [17] C. Schwarz *et al.*, Phys. Rev. C **48**, 676 (1993), and references therein.
 - [18] W. U. Schröder, University of Rochester Report No. DOE/ER/79048-1, 1995 (unpublished).
 - [19] R. T. de Souza *et al.*, Nucl. Instrum. Methods Phys. Res., Sect. A **295**, 109 (1990); M. B. Tsang *et al.*, Phys. Rev. Lett. **71**, 1502 (1993).
 - [20] C. P. Montoya *et al.*, Phys. Rev. Lett. **73**, 3070 (1994).
 - [21] Details of the kinetic energy spectra depend on the reaction dynamics, i.e., on the number of emitting sources and their velocities; thus the effects of experimental acceptance cannot be assessed reliably for the schematic EES model.
 - [22] We use a different notation for the average values at fixed $E^*/A = 10$ MeV to distinguish them from the average IMF multiplicities, $\langle N_{\text{IMF}} \rangle$, extracted from cuts on the fluctuating quantities N_C , N_{LC} , or N_N .