

Tau Decays into Three Charged Leptons and Two Neutrinos

M. S. Alam,¹ I. J. Kim,¹ Z. Ling,¹ A. H. Mahmood,¹ J. J. O'Neill,¹ H. Severini,¹ C. R. Sun,¹ S. Timm,¹ F. Wappler,¹ J. E. Dubosq,² R. Fulton,² D. Fujino,² K. K. Gan,² K. Honscheid,² H. Kagan,² R. Kass,² J. Lee,² M. Sung,² C. White,² R. Wanke,² A. Wolf,² M. M. Zoeller,² X. Fu,³ B. Nemati,³ S. J. Richichi,³ W. R. Ross,³ P. Skubic,³ M. Wood,³ M. Bishai,⁴ J. Fast,⁴ E. Gerndt,⁴ J. W. Hinson,⁴ T. Miao,⁴ D. H. Miller,⁴ M. Modesitt,⁴ E. I. Shibata,⁴ I. P. J. Shipsey,⁴ P. N. Wang,⁴ L. Gibbons,⁵ S. D. Johnson,⁵ Y. Kwon,⁵ S. Roberts,⁵ E. H. Thorndike,⁵ C. P. Jessop,⁶ K. Lingel,⁶ H. Marsiske,⁶ M. L. Perl,⁶ S. F. Schaffner,⁶ R. Wang,⁶ T. E. Coan,⁷ J. Dominick,⁷ V. Fadeyev,⁷ I. Korolkov,⁷ M. Lambrecht,⁷ S. Sanghera,⁷ V. Shelkov,⁷ R. Stroynowski,⁷ I. Volobouev,⁷ G. Wei,⁷ M. Artuso,⁸ A. Efimov,⁸ M. Gao,⁸ M. Goldberg,⁸ D. He,⁸ N. Horwitz,⁸ S. Kopp,⁸ G. C. Moneti,⁸ R. Mountain,⁸ Y. Mukhin,⁸ S. Playfer,⁸ T. Skwarnicki,⁸ S. Stone,⁸ X. Xing,⁸ J. Bartelt,⁹ S. E. Csorna,⁹ V. Jain,⁹ S. Marka,⁹ D. Gibaut,¹⁰ K. Kinoshita,¹⁰ P. Pomianowski,¹⁰ S. Schrenk,¹⁰ B. Barish,¹¹ M. Chadha,¹¹ S. Chan,¹¹ G. Eigen,¹¹ J. S. Miller,¹¹ C. O'Grady,¹¹ M. Schmidtler,¹¹ J. Urheim,¹¹ A. J. Weinstein,¹¹ F. Würthwein,¹¹ D. M. Asner,¹² M. Athanas,¹² D. W. Bliss,¹² W. S. Brower,¹² G. Masek,¹² H. P. Paar,¹² J. Gronberg,¹³ C. M. Korte,¹³ R. Kutschke,¹³ S. Menary,¹³ R. J. Morrison,¹³ S. Nakanishi,¹³ H. N. Nelson,¹³ T. K. Nelson,¹³ C. Qiao,¹³ J. D. Richman,¹³ D. Roberts,¹³ A. Ryd,¹³ H. Tajima,¹³ M. S. Witherell,¹³ R. Balest,¹⁴ K. Cho,¹⁴ W. T. Ford,¹⁴ M. Lohner,¹⁴ H. Park,¹⁴ P. Rankin,¹⁴ J. Roy,¹⁴ J. G. Smith,¹⁴ J. P. Alexander,¹⁵ C. Bebek,¹⁵ B. E. Berger,¹⁵ K. Berkelman,¹⁵ K. Bloom,¹⁵ D. G. Cassel,¹⁵ H. A. Cho,¹⁵ D. M. Coffman,¹⁵ D. S. Crowcroft,¹⁵ M. Dickson,¹⁵ P. S. Drell,¹⁵ D. J. Dumas,¹⁵ R. Ehrlich,¹⁵ R. Elia,¹⁵ P. Gaidarev,¹⁵ R. S. Galik,¹⁵ B. Gittelmann,¹⁵ S. W. Gray,¹⁵ D. L. Hartill,¹⁵ B. K. Heltsley,¹⁵ C. D. Jones,¹⁵ S. L. Jones,¹⁵ J. Kandaswamy,¹⁵ N. Katayama,¹⁵ P. C. Kim,¹⁵ D. L. Kreinick,¹⁵ T. Lee,¹⁵ Y. Liu,¹⁵ G. S. Ludwig,¹⁵ J. Masui,¹⁵ J. Mevissen,¹⁵ N. B. Mistry,¹⁵ C. R. Ng,¹⁵ E. Nordberg,¹⁵ J. R. Patterson,¹⁵ D. Peterson,¹⁵ D. Riley,¹⁵ A. Soffer,¹⁵ C. Ward,¹⁵ P. Avery,¹⁶ A. Freyberger,¹⁶ C. Prescott,¹⁶ S. Yang,¹⁶ J. Yelton,¹⁶ G. Brandenburg,¹⁷ R. A. Briere,¹⁷ D. Cinabro,¹⁷ T. Liu,¹⁷ M. Saulnier,¹⁷ R. Wilson,¹⁷ H. Yamamoto,¹⁷ T. E. Browder,¹⁸ F. Li,¹⁸ J. L. Rodriguez,¹⁸ T. Bergfeld,¹⁹ B. I. Eisenstein,¹⁹ J. Ernst,¹⁹ G. E. Gladding,¹⁹ G. D. Gollin,¹⁹ M. Palmer,¹⁹ M. Selen,¹⁹ J. J. Thaler,¹⁹ K. W. Edwards,²⁰ K. W. McLean,²⁰ M. Ogg,²⁰ A. Bellerive,²¹ D. I. Britton,²¹ R. Janicek,²¹ D. B. MacFarlane,²¹ P. M. Patel,²¹ B. Spaan,²¹ A. J. Sadoff,²² R. Ammar,²³ P. Baringer,²³ A. Bean,²³ D. Besson,²³ D. Coppage,²³ N. Coptly,²³ R. Davis,²³ N. Hancock,²³ S. Kotov,²³ I. Kravchenko,²³ N. Kwak,²³ Y. Kubota,²⁴ M. Lattery,²⁴ J. K. Nelson,²⁴ S. Patton,²⁴ R. Poling,²⁴ T. Riehle,²⁴ and V. Savinov²⁴

(CLEO Collaboration)

¹State University of New York at Albany, Albany, New York 12222

²The Ohio State University, Columbus, Ohio 43210

³University of Oklahoma, Norman, Oklahoma 73019

⁴Purdue University, West Lafayette, Indiana 47907

⁵University of Rochester, Rochester, New York 14627

⁶Stanford Linear Accelerator Center, Stanford University, Stanford, California 94309

⁷Southern Methodist University, Dallas, Texas 75275

⁸Syracuse University, Syracuse, New York 13244

⁹Vanderbilt University, Nashville, Tennessee 37235

¹⁰Virginia Polytechnic Institute and State University, Blacksburg, Virginia 24061

¹¹California Institute of Technology, Pasadena, California 91125

¹²University of California, San Diego, La Jolla, California 92093

¹³University of California, Santa Barbara, California 93106

¹⁴University of Colorado, Boulder, Colorado 80309-0390

¹⁵Cornell University, Ithaca, New York 14853

¹⁶University of Florida, Gainesville, Florida 32611

¹⁷Harvard University, Cambridge, Massachusetts 02138

¹⁸University of Hawaii at Manoa, Honolulu, Hawaii 96822

¹⁹University of Illinois, Champaign-Urbana, Illinois 61801

²⁰Carleton University, Ottawa, Ontario, Canada K1S 5B6

and the Institute of Particle Physics, Montréal, Québec, Canada

²¹McGill University, Montréal, Québec, Canada H3A 2T8

and the Institute of Particle Physics, Montréal, Québec, Canada

²²Ithaca College, Ithaca, New York 14850

²³University of Kansas, Lawrence, Kansas 66045

²⁴University of Minnesota, Minneapolis, Minnesota 55455

(Received 22 November 1995; revised manuscript received 8 February 1996)

We search for the radiative leptonic tau decays $\tau \rightarrow ee^+e^-\nu_\tau\nu_e$ and $\tau \rightarrow \mu e^+e^-\nu_\tau\nu_\mu$ using 3.60 fb^{-1} of data collected by the CLEO-II experiment at the Cornell Electron Storage Ring. We present a first observation of the $\tau \rightarrow ee^+e^-\nu_\tau\nu_e$ process. For this channel we measure the branching fraction $B(\tau \rightarrow ee^+e^-\nu_\tau\nu_e) = (2.7_{-1.1-0.4-0.3}^{+1.5+0.4+0.1}) \times 10^{-5}$. An upper limit is established for the second channel: $B(\tau \rightarrow \mu e^+e^-\nu_\tau\nu_\mu) < 3.2 \times 10^{-5}$ at 90% C.L. Both results are consistent with the rates expected from standard model predictions.

PACS numbers: 13.35.Dx

Tau decays into three charged leptons and two neutrinos are allowed processes in the standard model. They proceed via emission of a virtual photon with subsequent internal conversion into a pair of electrons or muons. Two Feynman diagrams provide the dominant contribution to the decay rate. They are shown in Fig. 1 for the $\tau^- \rightarrow \mu^- e^+ e^- \nu_\tau \bar{\nu}_\mu$ decay. The contribution of a third diagram, with a virtual photon emitted from the W boson, is heavily suppressed by the W propagator. For tau decays with two identical charged leptons in the final state, two additional exchange diagrams are involved. Branching fractions for these processes have been recently calculated by Dicus and Vega [1] and are listed in Table I. The branching fractions for tau decays with a virtual photon conversion into two muons, $\tau \rightarrow e\mu^+\mu^-\nu_\tau\nu_e$ and $\tau \rightarrow \mu\mu^+\mu^-\nu_\tau\nu_\mu$, are expected to be at the level of 10^{-7} , too small to be observed in existing data. On the other hand, the expected branching fractions for $\tau \rightarrow ee^+e^-\nu_\tau\nu_e$ and $\tau \rightarrow \mu e^+e^-\nu_\tau\nu_\mu$ are at the level of 10^{-5} , which is comparable to the sensitivity reached in a recent search for neutrinoless tau decays into three charged particles [2]. In this Letter, we report on a follow-up study in which we have searched for these two decays. Radiative tau decays into a muon, two neutrinos, and a photon without internal conversion have been previously observed [3].

The data used in this analysis were collected with the CLEO-II detector at the Cornell Electron Storage Ring (CESR), in which tau leptons are produced in pairs in e^+e^- collisions. They correspond to an integrated luminosity of about 3.60 fb^{-1} and the number of produced tau pairs, $N_{\tau\tau}$, is $(3.28 \pm 0.05) \times 10^6$. About 60% of the events were obtained at the $Y(4S)$ resonance ($\sqrt{s} \approx 10.59 \text{ GeV}$) while the rest were obtained at energies approximately 60 MeV lower. We use information from a 67-layer tracking system which also provides specific ionization measurements (dE/dx), time-of-flight scintillation counters, and a 7800-crystal CsI calorimeter. These elements are inside a 1.5 T superconducting solenoidal magnet whose iron yoke also serves as a hadron absorber for a muon identification system. A detailed description of the apparatus can be found in Ref. [4].

In order to obtain a Monte Carlo event generator which we needed to design the event selection procedure and to estimate the detector acceptance, we performed the calculation of the relevant matrix elements using the sym-

bolic manipulation program FORM [5]. No tau polarization effects or higher order radiative corrections were taken into account. To check our generator, we calculated the branching fraction for the known five lepton decay of the muon, $\mu \rightarrow eee\nu_\mu\nu_e$. The result, listed in Table I, is consistent with the calculation of Dicus and Vega [1] and with an earlier estimate $B(\mu \rightarrow eee\nu_\mu\nu_e) = (3.54 \pm 0.09) \times 10^{-5}$ by Bardin, Istatkov, and Mitsel'makher [6]. It also agrees with the measurement $B(\mu \rightarrow eee\nu_\mu\nu_e) = (3.4 \pm 0.4) \times 10^{-5}$ by the SINDRUM Collaboration [7]. For tau decays our branching fraction estimates are (6–7)% higher than those of Ref. [1]. We generated 100 000 $\tau \rightarrow \mu e^+e^-\nu_\tau\nu_\mu$ and 60 000 $\tau \rightarrow ee^+e^-\nu_\tau\nu_e$ Monte Carlo decays to study their kinematical properties and the response of the detector. The KORALB/TAUOLA program package [8] was used to simulate the tau-pair production and the decay of the other tau in the event. Detector signals were simulated by the standard CLEO-II simulation program [9].

To extract from our data tau decays into three charged leptons and two neutrinos, we search for events where one tau decays into a single charged particle (1-prong decay) and the other tau decays into three charged particles (3-prong decay). The 3-prong decay is a signal candidate and the 1-prong is an allowed tau decay with one charged particle, zero or more photons and at least one neutrino in the final state. For each candidate event we require four well-reconstructed charged particle tracks with zero total charge. The most isolated track must be separated by at least 90° from all other tracks. We also reject events with photons with energies larger than 60 MeV on the 3-prong side.

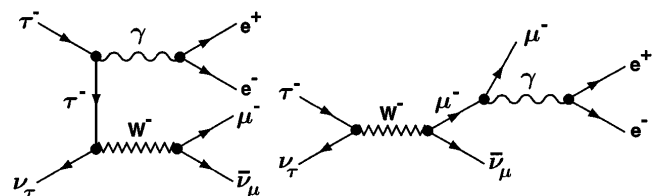


FIG. 1. Feynman diagrams for the $\tau^- \rightarrow \mu^- e^+ e^- \nu_\tau \bar{\nu}_\mu$ process.

TABLE I. Calculated τ and μ branching fractions. Errors given here are due to inaccuracies in numerical integration only.

Channel	Dicus and Vega	Our calculation
$\tau \rightarrow eee\nu_\tau\nu_e$	$(4.15 \pm 0.06) \times 10^{-5}$	$(4.457 \pm 0.006) \times 10^{-5}$
$\tau \rightarrow \mu ee\nu_\tau\nu_\mu$	$(1.97 \pm 0.02) \times 10^{-5}$	$(2.089 \pm 0.003) \times 10^{-5}$
$\tau \rightarrow e\mu\mu\nu_\tau\nu_e$	$(1.257 \pm 0.003) \times 10^{-7}$	$(1.347 \pm 0.002) \times 10^{-7}$
$\tau \rightarrow \mu\mu\mu\nu_\tau\nu_\mu$	$(1.190 \pm 0.002) \times 10^{-7}$	$(1.276 \pm 0.004) \times 10^{-7}$
$\tau \rightarrow eee\nu_\mu\nu_e$	$(3.60 \pm 0.02) \times 10^{-5}$	$(3.605 \pm 0.005) \times 10^{-5}$

Substantial background suppression comes from lepton identification on the 3-prong side. In the $\tau \rightarrow \mu e^+ e^- \nu_\tau \nu_\mu$ channel we require a muon candidate with momentum less than 2.2 GeV/c to pass through at least three hadronic absorption lengths of iron and through at least five absorption lengths if its momentum is greater than 2.2 GeV/c. For such muon candidates, the energy deposited in the CsI calorimeter, E_c , must be compatible with that expected for a minimum ionizing particle: $0.1 < E_c < 0.5$ GeV. We also require that the charge of the muon candidate is opposite to that of the 1-prong track. For electron identification, we rely mostly on the dE/dx measurement in the drift chamber. It must differ from the expected value by less than 3 standard deviations, σ . If there is a time-of-flight measurement, we require that it is compatible with the electron hypothesis within 3σ , and if the electron candidate is fast enough so that its energy losses in the inner layers of the detector material can be neglected then we require that its E_c is about the same as expected from its momentum value, p_e , measured in the drift chamber: $0.8 < E_c/p_e < 1.1$. This last requirement must be satisfied for at least one electron candidate in the $\tau \rightarrow ee^+e^-\nu_\tau\nu_e$ channel. In order to suppress a strong $e^+e^- \rightarrow e^+e^-e^+e^-$ background we also require that in this channel the 1-prong particle is not consistent with being an electron. It must either pass through three absorption lengths of the muon filter or have a E_c/p ratio incompatible with an electron hypothesis. The radiative muon pair background $e^+e^- \rightarrow \mu^+\mu^-e^+e^-$ in the $\tau \rightarrow \mu e^+e^-\nu_\tau\nu_\mu$ channel is reduced by the requirement that the 1-prong particle is not identified as a muon.

The main sources of background left after lepton identification are as follows: low multiplicity $e^+e^- \rightarrow q\bar{q}$ events, 2-photon processes, especially the $e^+e^- \rightarrow \tau^+\tau^-e^+e^-$ reaction which can result in a similar final state, radiative Bhabha, μ pairs, and radiative leptonic decays $\tau \rightarrow l\nu_\tau\nu_l\gamma$ (l stands for e or μ) with subsequent $\gamma \rightarrow e^+e^-$ conversion in the detector material, tau decays into three hadrons and a neutrino where all hadrons are misidentified as leptons, and finally tau decays into $\rho\nu_\tau$ with subsequent $\rho \rightarrow \pi\pi^0$, $\pi^0 \rightarrow e^+e^-\gamma$ decays, where the γ escapes detection and the π is misidentified as a lepton.

In order to suppress the non-tau background, we require undetected neutrinos to be present by selecting events with large missing energy, $E_{\text{miss}} > 1.5$ GeV, and with a large value of total transverse momentum of the charged particles with respect to the beam direction, $p_t > 150$ MeV/c. The $\tau \rightarrow 3h\nu_\tau$ decays contribute to the background in our analysis due to a rather large branching fraction, about 8.4% [10], and a few percent probability for pions to fake leptons. To suppress this background, we estimate the probability that all electron candidates in the event are pions using dE/dx measurements. We define the quantities

$$\kappa_2 = \frac{P_{e^+}P_{e^-}}{P_{e^+}P_{e^-} + P_{\pi^+}P_{\pi^-}},$$

$$\kappa_3 = \frac{P_e P_{e^+} P_{e^-}}{P_e P_{e^+} P_{e^-} + P_\pi P_{\pi^+} P_{\pi^-}}$$

for the $\tau \rightarrow \mu e^+ e^- \nu_\tau \nu_\mu$ and $\tau \rightarrow ee^+e^-\nu_\tau\nu_e$ channels, respectively, where $P_e = (2\pi)^{-1/2} \exp(-\sigma_e^2/2)$ and $P_\pi = (2\pi)^{-1/2} \exp(-\sigma_\pi^2/2)$. Here, σ_e and σ_π are the numbers of standard deviations of the measured specific ionization from that expected for an electron and a pion. κ_2 and κ_3 characterize the purity of the sample from a contamination with events with pions faking electrons. We require κ_2 and κ_3 to be greater than 0.97.

We check for photon conversions in our data sample by reconstructing a possible conversion point. At such a point, the e^+ and e^- tracks should be parallel in the transverse plane perpendicular to the beam axis. We require that the distance from this point to the beam axis must be less than 2 cm. This suppresses photon conversions because the closest region where photons can convert in the detector material is the beam pipe at a radius of 3.5 cm from the beam axis. In the $\tau \rightarrow ee^+e^-\nu_\tau\nu_e$ channel this requirement must be satisfied for both e^+e^- combinations.

In the $\tau \rightarrow \mu e^+ e^- \nu_\tau \nu_\mu$ and $\tau \rightarrow ee^+e^-\nu_\tau\nu_e$ processes the invariant mass of the three charged leptons tends to be small and thus at the interaction point their tracks are nearly parallel. This feature provides the possibility of differentiating these decays from the $\tau \rightarrow \rho\nu_\tau, \rho \rightarrow \pi\pi^0, \pi^0 \rightarrow e^+e^-\gamma$ process where the γ escapes detection and the π is misidentified as a lepton. The distribution of the sum of the cosines of the angles

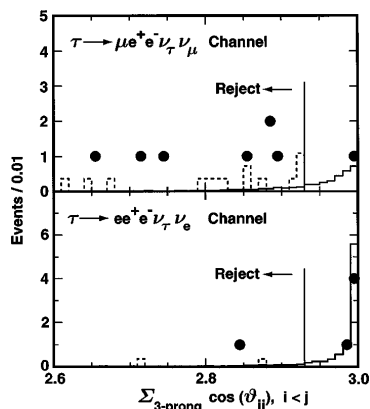


FIG. 2. Sum of cosines of the angles ϑ_{ij} between the 3-prong side tracks for the data (black circles), signal Monte Carlo (solid line), and generic tau Monte Carlo (dashed line) for the two channels studied. The signal Monte Carlo histograms are normalized to standard model theoretical predictions. The generic tau Monte Carlo histograms are normalized to the data luminosity. In this analysis we require $\sum_{i<j} \cos \vartheta_{ij} > 2.93$ for both channels.

ϑ_{ij} between the 3-prong tracks is shown in Fig. 2 for the data, signal Monte Carlo events, and a sample of generic tau Monte Carlo events. We compare the distributions for the signal and generic tau Monte Carlo events and require $\sum_{i<j} \cos \vartheta_{ij} > 2.93$ for both channels.

The signal efficiency, ϵ , after application of all the selection requirements and accounting for tau pair tagging, is estimated from the Monte Carlo simulation to be $(2.7 \pm 0.1)\%$ for the $\tau \rightarrow ee^+e^-\nu_\tau\nu_e$ channel and $(1.9 \pm 0.1)\%$ for the $\tau \rightarrow \mu e^+e^-\nu_\tau\nu_\mu$ channel (statistical errors only). The main reason for such low efficiencies is a very soft momentum spectrum of the radiative electrons. With these estimates, our calculations predict that on average 7.8 $\tau \rightarrow ee^+e^-\nu_\tau\nu_e$ and 2.6 $\tau \rightarrow \mu e^+e^-\nu_\tau\nu_\mu$ events will remain. In the data, five events satisfy all selection criteria in the $\tau \rightarrow ee^+e^-\nu_\tau\nu_e$ channel and one event in the $\tau \rightarrow \mu e^+e^-\nu_\tau\nu_\mu$ channel. Distributions of several kinematic variables for both the signal Monte Carlo and the selected data events are shown in Fig. 3 for the $\tau \rightarrow ee^+e^-\nu_\tau\nu_e$ channel. They indicate that the five remaining events in this channel are kinematically consistent with tau decays into three electrons and two neutrinos.

The remaining background from other tau decays is estimated by applying the same selection criteria to a sample of generic $e^+e^- \rightarrow \tau^+\tau^-$ Monte Carlo events without the signal channels which is about 2.8 times larger than the data. No generic tau Monte Carlo events are accepted in either of the two channels. Thus, we estimate the background contribution from other tau decays to be less than 0.4 event at 68% confidence level (C.L.). We estimate the background from the $e^+e^- \rightarrow \tau^+\tau^-e^+e^-$ process using a sample of 6.6×10^5 Monte Carlo events (ten times larger than the data) generated with the DIAG36

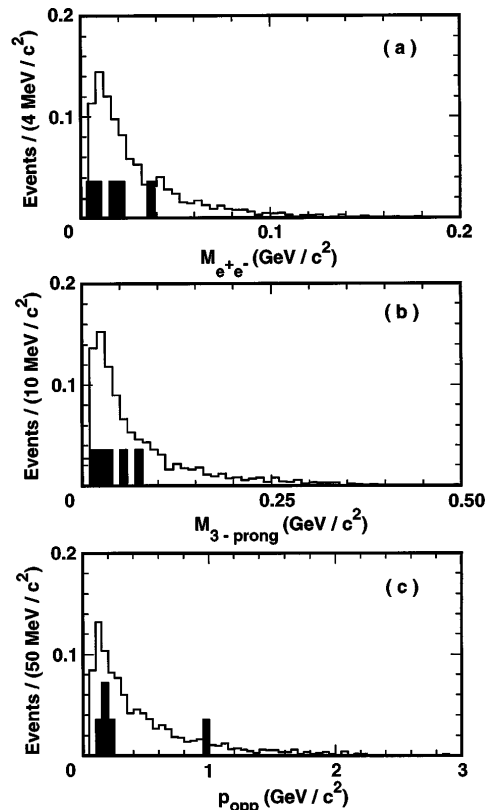


FIG. 3. Comparison of the kinematical distributions of the $\tau \rightarrow ee^+e^-\nu_\tau\nu_e$ Monte Carlo (solid line) and the data (shaded histogram) for events passing all selection requirements: (a) the e^+e^- invariant mass averaged over two possible combinations, $M_{e^+e^-}$, (b) the 3-prong invariant mass, $M_{3\text{-prong}}$, and (c) the momentum of the electron on the 3-prong side with the charge opposite to that of the parent tau, p_{opp} . The normalization of the plots is arbitrary.

program [11]. From this source we expect on average 0.5 event in the $\tau \rightarrow \mu e^+e^-\nu_\tau\nu_\mu$ channel and 0.3 event in the $\tau \rightarrow ee^+e^-\nu_\tau\nu_e$ channel. No events satisfied our selection criteria in either of the two channels from samples of $e^+e^- \rightarrow B\bar{B}$ and continuum ($e^+e^- \rightarrow q\bar{q}$, $q = u, d, s$, and c) Monte Carlo events which are larger than the data by factors of 2.6 and 1.2, respectively. Kinematic properties of the $B\bar{B}$ and continuum events are very dissimilar to those of the signal, and we conclude that backgrounds from these sources are negligible. We expect no $e^+e^- \rightarrow e^+e^-e^+e^-$ background in the $\tau \rightarrow ee^+e^-\nu_\tau\nu_e$ channel after requiring that the 1-prong track must not be an electron. We checked this conclusion by looking at the dE/dx measurements of the 1-prong tracks. These measurements favor the pion hypothesis over the electron one in all five remaining events. In addition, three of those events have a pair of photons on the 1-prong side with an invariant mass compatible with that of a π^0 .

The main systematic errors in this study arise from uncertainties in our knowledge of the lepton identification efficiency and the reconstruction efficiency of slow tracks.

Combined together, they are estimated to give an overall systematic error of 15%. Thus, subtracting the expected background from $e^+e^- \rightarrow \tau^+\tau^-e^+e^-$ events, our estimate of the $\tau \rightarrow ee^+e^-\nu_\tau\nu_e$ branching fraction is

$$B(\tau \rightarrow ee^+e^-\nu_\tau\nu_e) = (2.7_{-1.1-0.4-0.3}^{+1.5+0.4+0.1}) \times 10^{-5},$$

where the first errors account for statistical fluctuations and show a minimal 68% C.L. interval calculated according to Bayesian statistics with an assumption of a flat prior distribution [12], the second errors are due to systematic effects and the third set of errors reflects the uncertainty in our knowledge of background. Neglecting the second and third errors, our calculated value of 4.46×10^{-5} is compatible with this result at 24% C.L. (we quote Bayesian confidence level here).

In the $\tau \rightarrow \mu e^+e^-\nu_\tau\nu_\mu$ channel we calculate an upper limit on the branching fraction according to a procedure described in Ref. [10] assuming an expected background of 0.5 event. As previously, we assign a systematic error of 15% to this result and increase the branching fraction limit by this amount. The resulting upper limit is

$$B(\tau \rightarrow \mu e^+e^-\nu_\tau\nu_\mu) < 3.2 \times 10^{-5} \quad \text{at 90\% C.L.}$$

We gratefully acknowledge the effort of the CESR staff in providing us with excellent luminosity and running conditions. This work was supported by the National Science Foundation, the U.S. Department of Energy, the

Heisenberg Foundation, the Alexander von Humboldt Stiftung, the Natural Sciences and Engineering Research Council of Canada, and the A. P. Sloan Foundation.

-
- [1] D. A. Dicus and R. Vega, Phys. Lett. B **338**, 341 (1994).
 - [2] J. Bartelt *et al.*, Phys. Rev. Lett. **73**, 1890 (1994).
 - [3] D. Y. Wu *et al.*, Phys. Rev. D **41**, 2339 (1990).
 - [4] Y. Kubota *et al.*, Nucl. Instrum. Methods Phys. Res., Sect. A **320**, 66 (1992).
 - [5] J. A. M. Vermaseren, Report No. KEK-TH-326, 1992 (unpublished).
 - [6] D. Yu. Bardin, Ts. G. Istatkov, and G. B. Mitsel'makher, Sov. J. Nucl. Phys. **15**, 161 (1972).
 - [7] W. Bertl *et al.*, Nucl. Phys. **B260**, 1 (1985).
 - [8] S. Jadach and Z. Was, Comput. Phys. Commun. **64**, 267 (1991); S. Jadach *et al.*, Comput. Phys. Commun. **76**, 361 (1993).
 - [9] Detector simulation is based on the GEANT software package: R. Brun *et al.*, GEANT version 3.15, CERN Report No. DD/EE/84-1.
 - [10] Particle Data Group, L. Montanet *et al.*, Phys. Rev. D **50**, 1173 (1994).
 - [11] F. A. Berends, P. H. Daverveldt, and R. Kleiss, Comput. Phys. Commun. **40**, 285 (1986).
 - [12] W. T. Eadie *et al.*, *Statistical Methods in Experimental Physics* (North-Holland Publishing Company, Amsterdam, 1971), p. 213.