

Measurement of the Decay $\tau \rightarrow \rho\nu$

J. Adler, J. J. Becker, G. T. Blaylock, T. Bolton, J. S. Brown, K. O. Bunnell, T. H. Burnett, R. E. Cassell, D. Coffman, V. Cook, D. H. Coward, D. E. Dorfan, G. P. Dubois, A. L. Duncan, G. Eigen, K. F. Einsweiler, B. I. Eisenstein, T. Freese, G. Gladding, C. Grab, F. Grancagnolo, R. P. Hamilton, J. Hauser, C. A. Heusch, D. G. Hitlin, J. M. Izen, L. Köpke, A. Li, W. S. Lockman, U. Mallik, C. G. Matthews, R. Mir, P. M. Mockett, R. F. Mozley, B. Nemati, A. Odian, L. Parrish, R. Partridge, J. Perrier, D. Pitman, S. A. Plaetzer, J. D. Richman, H. F. W. Sadrozinski, M. Scarletella, T. L. Schalk, R. H. Schindler, A. Seiden, C. Simopoulos, A. L. Spadafora, I. E. Stockdale, W. Stockhausen, J. J. Thaler, W. Toki, B. Tripsas, F. Villa, S. Wasserbaech, A. Wattenberg, A. J. Weinstein, N. Vermes, H. J. Willutzki, D. Wisinski, W. J. Wisniewski, G. Wolf, R. Xu, and Y. Zhu

California Institute of Technology, Pasadena, California 91125
University of California at Santa Cruz, Santa Cruz, California 95604
University of Illinois at Urbana-Champaign, Urbana, Illinois 61801
Stanford Linear Accelerator Center, Stanford, California 94305
University of Washington, Seattle, Washington 98195

(Received 4 May 1987)

The decay $\tau \rightarrow \rho\nu$ is studied in τ -pair production by e^+e^- annihilation at $\sqrt{s} = 3.77$ GeV, 0.20 GeV about $\tau\tau$ threshold. The branching fraction is measured to be $B(\tau \rightarrow \rho\nu) = (23.0 \pm 1.3 \pm 1.7)\%$. The measured distribution of the helicity angle of the charged pion from the ρ decay agrees with the theoretical prediction.

PACS numbers: 13.35.+s

τ decays are well described by the standard model. However, there remains an unexplained discrepancy between the measured inclusive one-prong branching fractions and the summed branching fractions of the exclusive measurements.^{1,2} Most of this difference has been attributed to channels containing one or more neutral mesons,³ fueling the discussion about possibly yet undiscovered decay modes. The decay $\tau \rightarrow \rho\nu$, $\rho \rightarrow \pi\pi^0$, is the largest contribution to the one-prong channel and thus merits a precise measurement in a detector with extremely good neutral energy detection capabilities. We report on the analysis of the decay of the τ lepton into $\rho\nu$ from the measurement of τ pairs in the reaction⁴

$$e^+e^- \rightarrow \tau\tau \rightarrow l\nu\nu; \quad l=e \text{ or } \mu$$

$$\begin{array}{l} \swarrow \\ \rho\nu \\ \swarrow \\ \pi\pi^0 \\ \swarrow \\ \gamma\gamma \end{array}$$

The data were taken with the MARK III detector at the SLAC e^+e^- storage ring SPEAR. A total integrated luminosity of 9.4 pb^{-1} was collected at $\sqrt{s} = 3.77$ GeV, which is near the peak of the $\psi(3770)$ resonance and 0.20 GeV above $\tau\tau$ threshold.

This analysis is similar to our study of the leptonic decays of the τ .⁵ Details of the detector performance have been discussed elsewhere.^{5,6} Charged particles are identified by the time-of-flight (TOF) counters, the shower counters, and the muon detector. Electrons and muons are identified with use of the selection criteria in the pre-

vious analysis.⁵ For optimum particle identification, electrons and pions are accepted only in the region where the TOF counters overlap with the shower counters, $|\cos\theta| < 0.76$, where θ is the polar angle with respect to the beam axis. Pions and electrons are separated with an algorithm using variables which parametrize the shape of showers in the finely segmented barrel shower counter.⁷

The criteria for selecting τ -pair events leading to $e\pi\gamma\gamma$ and $\mu\pi\gamma\gamma$ final states are chosen to suppress leptonic backgrounds from QED processes and charm production.⁵ Candidate events are required to have the following:

- (i) Two oppositely charged tracks, each with momentum $p < 0.75p_{\text{beam}}$.
- (ii) One track identified as an electron or a muon, the other as a pion.
- (iii) An acollinearity angle θ_{acol} between the two charged tracks of $2.5^\circ < \theta_{\text{acol}} < 177.5^\circ$ and an acoplanarity angle $\theta_{\text{acop}} > 6^\circ$, where θ_{acop} is the angle between the planes spanned by the beam direction and the momentum vectors of the lepton and charged pion.
- (iv) Exactly two isolated photons. An isolated photon γ_{isol} is defined as a shower separated from any charged track by more than 45 cm on the face of the shower counter (this corresponds to an angle of about 18° with respect to the charged-track direction).
- (v) The energy of the $l\pi\gamma\gamma$ system $> 0.4E_{\text{beam}}$.

A total of 939 events pass these selection criteria. The two-photon invariant-mass combinations of these events are shown in Fig. 1(a). A clear π^0 signal with little background is observed. The two photons are con-

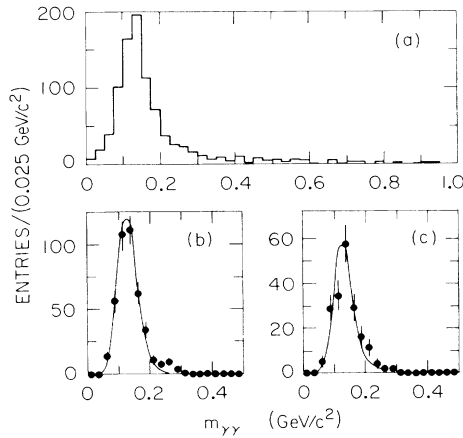


FIG. 1. Invariant- $\gamma\gamma$ -mass distributions for (a) all selected events before π^0 fit, (b) $e\pi\pi^0$ events after π^0 fit, and (c) $\mu\pi\pi^0$ events after π^0 fit. The curves show the Monte Carlo prediction.

strained to the π^0 mass by a one-constraint kinematic fit. Events having fitted photon energies above 0.040 GeV and $\chi^2 < 6$ are retained, yielding 473 $e\pi\pi^0$ and 226 $\mu\pi\pi^0$ events. Figures 1(b) and 1(c) show the unfitted $\gamma\gamma$ -mass spectra in the two channels for events that pass the fit.

Sources of background include τ -pair production with decays into other final states, charm production, and noncharm continuum events. The background from τ -pair production is caused by feed-down from τ decays with more than one π^0 and by μ/π and e/π misidentification.

We estimate the background from multiple π^0 decays using our data, because of the uncertainty of the τ branching fractions in these modes.³ Events with three, instead of two, isolated photons are selected and one photon is removed randomly. A Monte Carlo generation of $\tau\tau \rightarrow (l\nu\nu)(a_1(1270)\nu)$ and $\tau\tau \rightarrow (\rho\nu)(\rho\nu)$ is used to determine the ratio of $3\gamma_{\text{isol}}$ over $2\gamma_{\text{isol}}$ events accepted from these channels with two π^0 . The $3\gamma_{\text{isol}}$ data are then used together with this ratio to calculate the expected backgrounds, $34 \pm 2^{+5}_{-6}$ and $14.5 \pm 1.3^{+6.6}_{-2.6}$ events in the $e\pi\pi^0$ and $\mu\pi\pi^0$ classes, respectively.

Other backgrounds from τ -pair production arise through misidentification of particles. Muons with momentum below the detection threshold are called pions. High-momentum pions can decay or punch through and be called muons. Pions are misidentified as electrons with up to 4% probability. The dominant sources of misidentification background are the τ -pair decay channels $\tau\tau \rightarrow (\pi\nu)(\rho\nu)$ and $(\mu\nu\nu)(\rho\nu)$. The contamination from these processes is computed by the generation of Monte Carlo events including the misidentification probabilities for $\pi \rightarrow e, \mu$ and $\mu \rightarrow \pi$. The $\tau\tau \rightarrow (\pi\nu)(\rho\nu)$ channel results in 7.5 ± 1.5 and 18.3 ± 2.6 background events for the $e\pi\pi^0$ and $\mu\pi\pi^0$ channels, respectively. The $\tau\tau \rightarrow (\mu\nu\nu)(\rho\nu)$ channel produces 3.3 ± 1.2 background

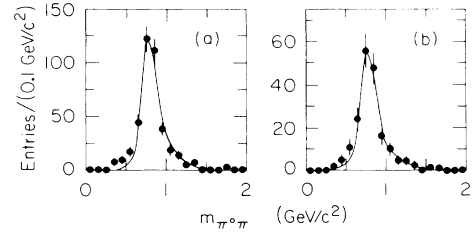


FIG. 2. Invariant- $\pi\pi^0$ -mass distributions for (a) $e\pi\pi^0$ events and (b) $\mu\pi\pi^0$ events. The backgrounds are subtracted from these spectra. The curves show the Monte Carlo prediction.

events for the $e\pi\pi^0$ channel.

The background from charm production is estimated by the consideration of specific $D\bar{D}$ production and decay channels. This background, including channels which can produce signal events by misidentification of particles, is found to be negligible. The continuum background is estimated by use of our J/ψ data. A total of 10^5 events of the type $J/\psi \rightarrow (2 \text{ charged} + \text{ neutrals})$ are subjected to the selection criteria. No events are found that pass these cuts and we conclude that the contamination by continuum events is also negligible.

In Figs. 1(b) and 1(c), the background-subtracted $m_{\gamma\gamma}$ spectra are compared with Monte Carlo spectra for the $\tau\tau \rightarrow (l\nu\nu)(\rho\nu)$. They agree well for $m_{\gamma\gamma} < 0.25 \text{ GeV}/c^2$; we retain only these events. This cut removes 3.1% and 1.7% of the events, respectively, and its effects are included in the systematic errors. In addition, kinematic cuts are applied that retain only events that are compatible with $\tau\tau \rightarrow (l\nu\nu)(\rho\nu)$. These cuts remove six and two events, respectively, in the signal channels. Figures 2(a) and 2(b) show the $\pi\pi^0$ -mass distributions with the above backgrounds subtracted. Clear ρ signals on small residual backgrounds are observed. The total signal in the two channels consists of $396.2 \pm 21.5 \pm 15 e\pi\pi^0$ and $186.2 \pm 15.1 \pm 6.6 \mu\pi\pi^0$ events.⁸

Background-subtracted momentum spectra for all final-state particles are compared with Monte Carlo predictions for $\tau\tau \rightarrow (l\nu\nu)(\rho\nu) \rightarrow l\pi\pi^0$ in Fig. 3. The generated events, including radiative effects,^{9,10} are passed through the detector simulation and the same analysis programs as the data. The measured $\pi\pi^0$ mass distribution in Fig. 2 agrees also with the Monte Carlo calculation.

The detection efficiencies are found to be $0.189 \pm 0.003 \pm 0.008$ and $0.102 \pm 0.002 \pm 0.003$. After correcting for radiative effects which increase the cross sections by 8%, we obtain $\sigma(e^+e^- \rightarrow \tau\tau \rightarrow e\rho) = 0.242 \pm 0.013 \pm 0.013 \text{ nb}$ and $\sigma(e^+e^- \rightarrow \tau\tau \rightarrow \mu\rho) = 0.211 \pm 0.016 \pm 0.012 \text{ nb}$, where a systematic error of 4% is included for the luminosity uncertainty. Using our previously reported cross sections,⁵ and the QED cross section, 2.85 nb, for $\tau\tau$ production, we obtain the branching fraction $B(\tau \rightarrow \rho\nu) = (23.6 \pm 1.6 \pm 1.7)\%$ from the $e\pi\pi^0$

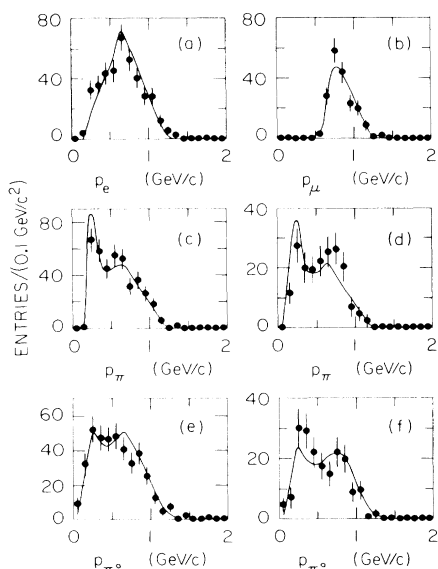


FIG. 3. Momentum spectra for (a) e in $e\pi\pi^0$, (b) μ in $\mu\pi\pi^0$, (c) π in $e\pi\pi^0$, (d) π in $\mu\pi\pi^0$, (e) π^0 in $e\pi\pi^0$, and (f) π^0 in $\mu\pi\pi^0$ events.

channel, and $(21.4 \pm 2.4 \pm 1.6)\%$ from the $\mu\pi\pi^0$ channel. The weighted average of the two values is

$$B(\tau \rightarrow \rho\nu) = (23.0 \pm 1.3 \pm 1.7)\%.$$

A comparison of this branching fraction with our measurement of the electronic τ decay⁵ yields the ratio 1.26 ± 0.08 , in agreement with the theoretical prediction of 1.23.¹

The helicity angle θ_H between the charged pion in the ρ rest frame and the ρ direction of flight in the laboratory is also measured. This angle should reflect the nature of the decay current.¹¹ Figure 4 compares the prediction with the acceptance-corrected measured distribution in which the two signal channels are combined. This prediction contains the angular distribution including the τ -spin-dependent terms,¹² as well as the relativistic ρ Breit-Wigner parameters, and yields a χ^2 per degree of freedom of 1.4.

In summary, the decay $\tau \rightarrow \rho\nu$ has been measured in the final states $e\pi\gamma\gamma$ and $\mu\pi\gamma\gamma$. Our measurement $B(\tau \rightarrow \rho\nu) = (23.0 \pm 1.3 \pm 1.7)\%$ agrees with the world average¹³ $(21.8 \pm 2.0)\%$ and also with the theoretical prediction. The distribution of the helicity angle is in agreement with the expected shape. However, while providing a precise measurement in a detector with good sensitivity to π^0 , we cannot offer a solution to the τ branching-ratio problem.^{1,2}

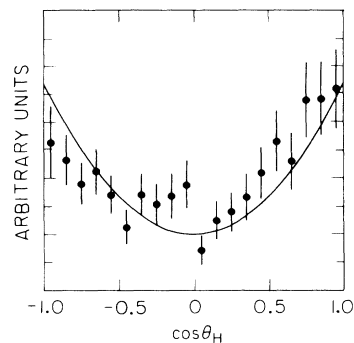


FIG. 4. The acceptance-corrected distribution of $\cos(\theta_H)$. The curve, proportional to $1 + 2.68 \cos^2\theta$, is the Monte Carlo prediction.

We gratefully acknowledge the efforts of the staff of the Stanford Positron-Electron Accumulation Ring (SPEAR). One of us (G.E.) thanks the Alexander von Humboldt-Foundation for support. This work was supported in part by the U. S. National Science Foundation and the U. S. Department of Energy under Contracts No. DE-AC03-76SF00515, No. DE-AC02-76ER01195, No. DE-AC03-81ER40050, and No. DE-AM03-76SF00034.

¹F. J. Gilman and S. H. Rhie, Phys. Rev. D **31**, 1066 (1985).

²P. R. Burchat, in *Proceedings of the Twenty-Third International Conference on High Energy Physics, Berkeley, California, 1986*, edited by S. Loken (World Scientific, Singapore, 1987).

³P. R. Burchat *et al.*, Phys. Rev. D **35**, 27 (1987).

⁴Throughout this analysis a reference to a particle state implies reference to its charge conjugate.

⁵R. M. Baltrusaitis *et al.*, Phys. Rev. Lett. **55**, 1842 (1985).

⁶D. Bernstein *et al.*, Nucl. Instrum. Methods **226**, 30 (1984).

⁷D. M. Coffman, California Institute of Technology Report No. CALT-86-1415, 1986 (unpublished).

⁸The systematic errors contain the effect of the cut in the $\gamma\gamma$ -mass spectrum and the uncertainty in the background estimation from the $3\gamma_{\text{isol}}$ events.

⁹F. A. Berends *et al.*, Acta Phys. Pol. **B 14**, 413 (1983).

¹⁰Y.-S. Tsai, Phys. Rev. D **4**, 2821 (1971).

¹¹J. E. Brau and G. J. Tarnopolsky, Phys. Rev. D **24**, 2521 (1981).

¹²Equation (2.20) of Ref. 9 with corrections from Y.-S. Tsai, Phys. Rev. D **13**, 771 (1976).

¹³M. Aguilar-Benitez *et al.* (Particle Data Group), Phys. Lett. **170B**, 1 (1986).