

New Results on Single-Photon Production at $\sqrt{s} = 29$ GeV

C. Hearty, J. E. Rothberg, and K. K. Young
University of Washington, Seattle, Washington 98195

A. S. Johnson, J. S. Whitaker, and R. J. Wilson
Boston University, Boston, Massachusetts 02215

G. Bartha, D. L. Burke, P. Extermann,^(a) P. Garbincius,^(b) C. A. Hawkins, M. J. Jonker,^(c) L. Keller,
C. Matteuzzi,^(c) N. A. Roe, and T. R. Steele

Stanford Linear Accelerator Center, Stanford University, Stanford, California 94305

and

R. J. Hollebeek

University of Pennsylvania, Philadelphia, Pennsylvania 19104

(Received 2 February 1987)

This Letter reports results of a search for radiative production, by e^+e^- annihilation, of particles that interact only weakly in matter. The search has been made in the total data set of 115 pb^{-1} acquired with the ASP detector at the SLAC storage ring PEP ($\sqrt{s} = 29$ GeV). No anomalous signal was observed. The number of generations of light neutrinos has been limited to $N_\nu < 7.5$ (90% confidence level). Limits are also placed on the masses of particles predicted to exist by models of supersymmetry.

PACS numbers: 13.10.+q, 14.60.Gh, 14.80.Ly

This Letter reports a search in the total data sample taken with the ASP detector at the SLAC e^+e^- storage ring PEP for events in which only a single photon is observed in the final state. Such events signal the radiative production of particles that interact only weakly in matter,

$$e^+e^- \rightarrow \gamma + \text{weakly interacting particles.} \quad (1)$$

The ASP detector is designed specifically to search for events of this type. The known process that contributes to (1) is the radiative production of neutrino pairs. For N_ν generations of light neutrinos and to lowest order in QED, the cross section for $e^+e^- \rightarrow \gamma\nu\bar{\nu}$ is¹

$$\frac{d^2\sigma}{dp_T^\gamma d\cos\theta_\gamma} = \frac{G_F^2 \alpha s(1-x_\gamma)}{6\pi^2 p_T^\gamma \sin^2\theta_\gamma} \left[\left(1 - \frac{1}{2}x_\gamma\right)^2 + \frac{1}{4}x_\gamma^2 \cos^2\theta_\gamma \right] \times \left\{ \frac{M_Z^4 \{N_\nu(g_V^2 + g_A^2) + 2(g_V + g_A)[1 - s(1-x_\gamma)/M_Z^2]\}}{[s(1-x_\gamma) - M_Z^2]^2 + M_Z^2 \Gamma_Z^2} + 2 \right\}, \quad (2)$$

where p_T^γ is the momentum of the detected photon transverse to the beam line, θ_γ is the polar angle of the detected photon, and $x_\gamma = 2E_\gamma/\sqrt{s}$. The term proportional to N_ν arises from the s -channel neutral current, while the remaining terms result from charged- and neutral-current production of electron-neutrino pairs. A measurement of the cross section for (1) will² determine (or place limits on) the value of N_ν . In most theories of supersymmetry (SUSY), the lightest supersymmetric particle is stable and interacts only weakly in matter. Radiative production of pairs of such particles would³ also contribute to reaction (1). Regardless of its source, the observation of a single-photon rate significantly in excess of that predicted by (2) for $N_\nu = 3$ would signal the production of new particles.

Potential backgrounds to (1) can arise from other e^+e^- radiative processes (especially $e^+e^- \rightarrow e^+e^-\gamma$), cosmic rays, and beam-gas interactions. The ASP detec-

tor provides charged-particle tracking and electromagnetic calorimetry over the complete solid angle above $\theta_{\text{veto}} = 21$ mrad, and so only those events with photons that have $p_T^\gamma < 2\theta_{\text{veto}}E_{\text{beam}}$ (0.6 GeV/c for this experiment) could possibly be mistaken for reaction (1). We therefore search for photons with $p_T^\gamma > 0.8$ GeV/c. Cosmic rays and beam-gas events are distinguished from photons by timing, tracking, and shower shape. The residual background photons that pass our selection criteria arise almost entirely from π^0 's that are produced by beam-gas collisions at all points along the beam line. Single photons are produced at the interaction point only, and so we perform a likelihood analysis that exploits this difference in production point and the difference in p_T distributions to distinguish the single-photon signal from this background.

The ASP detector, shown in Fig. 1, has been described

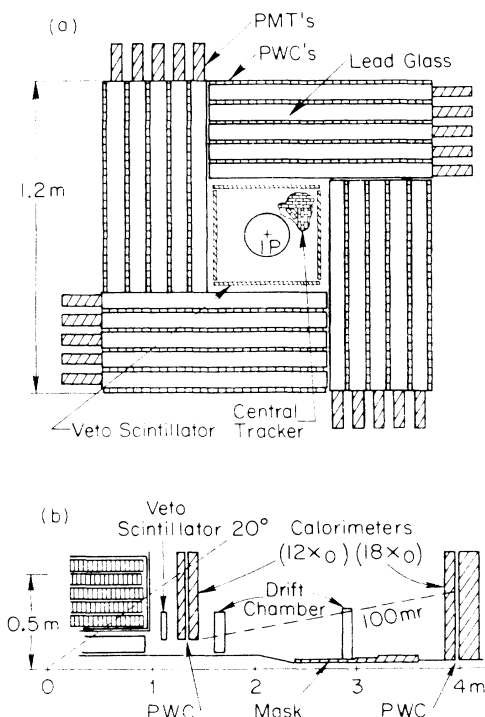


FIG. 1. (a) Cross section of the ASP central calorimeter and tracking system. Only a section of the central tracker is shown: it completely surrounds the interaction point (IP). (b) Elevation view of one quarter of the ASP detector. Only the horizontal lead-glass bars are shown in this view. There are 632 bars in the detector. X_0 denotes 1 radiation length.

in a previous Letter.⁴ Photon recognition is achieved for $20^\circ < \theta_\gamma < 160^\circ$ by five layers of lead-glass bars that surround the interaction point. These layers are interleaved with proportional wire chambers (PWC) to provide full reconstruction of electromagnetic showers. The region between the lead glass and the beam pipe is filled by wire chambers and scintillator planes that are used to detect charged particles. Above the lead glass is an array of time-of-flight scintillation counters (not shown in Fig. 1) that is used to reject cosmic rays. The detector is triggered if the energy in the calorimeter is greater than 0.6 GeV and is observed in two or more layers in one quadrant or two adjacent quadrants. Other triggers record Bhabha and radiative Bhabha ($ee\gamma$) events, random beam crossings, and other diagnostic processes. Particularly useful is a sample of 40000 fully reconstructed and kinematically fitted $ee\gamma$ events. The trigger for this sample requires only a very low energy in the lead glass (0.2 GeV), and so these events provide an unbiased measurement of single-photon trigger and analysis efficiencies and performance characteristics of the detector. The integrated luminosity of the experiment is measured to be 115 pb^{-1} by use of the recorded low-angle Bhabha events. This includes the luminosity reported in Ref. 4.

The energy resolution of the lead-glass calorimeter, averaged over all angles, is $\sigma_E/E = 14\%$ at $E_\gamma = 1 \text{ GeV}$, and the angular resolutions are $\sigma_\theta = 4.4^\circ$ and $\sigma_\phi = 3.2^\circ$. The extrapolated origin of an electromagnetic shower is characterized by R , the signed distance of closest approach to the interaction point in the XZ or YZ plane (Z along the beam line). The measured distribution function for this quantity is a Gaussian with $\sigma_R = 2.8 \text{ cm}$ and a small exponential tail (the interaction volume of the beams is $\sim 1.5 \text{ cm}$ long in Z). The distance of closest approach to the beam line, R_{XY} (perpendicular to the beam line), is determined by the PWC signals with a resolution of $\sigma_{XY} = 5.5 \text{ cm}$. The timing resolution is $\sigma_T = 1.2 \text{ ns}$ at $E_\gamma = 1 \text{ GeV}$, and decreases to 1.0 ns above 2.5 GeV.

Single-photon candidates must pass two major sets of selection criteria. These differ somewhat from those used in our earlier analysis because of improved tracking and timing, and better understanding of the beam-gas background. We first look for a photon candidate in the lead-glass calorimeter. We require that there be a well measured shower in the fiducial region $20^\circ < \theta_\gamma < 160^\circ$, $|R| < 30 \text{ cm}$, $p_T^\gamma > 0.8 \text{ GeV}/c$, and $E_\gamma < 10 \text{ GeV}$. If any of these quantities is poorly measured, the event is rejected. The requirement $E_\gamma < 10 \text{ GeV}$ eliminates a background that arises when a photon in an $e^+e^- \rightarrow \gamma\gamma$ event fails to convert in the lead glass. We expect three such events in our sample and find four. For further rejection against cosmic rays, we require $|R_{XY}| < 18 \text{ cm}$, the time of the lead-glass shower to be within $\pm 3\sigma_T$ of the beam-crossing time, and the time from the time-of-flight counters, if available, to be consistent with a shower propagating away from the interaction point rather than towards it. Pattern-recognition tests that use the moments of the energy deposition in the lead glass and PWC's are applied to distinguish single-photon showers from those produced by π^0 's or other hadrons. The efficiency with which photons pass all tracking and selection criteria is measured with the $e^+e^-\gamma$ sample as a function of the photon energy and production angles. When folded with distribution (2) for neutrino-pair production we obtain an efficiency of 75% for single photons in our fiducial region.

The second part of the analysis demands that there be no evidence of any other particle in the detector. No significant signal is allowed in any component of the detector away from the photon candidate shower and no charged track anywhere. The probability that a signal event will be vetoed by these requirements is found to be 11% by our applying them to random beam crossings. There is a further 6.8% loss of signal due to backscplash from the photon shower or conversion of the photon in the beam pipe and central tracker (measured with $e^+e^-\gamma$ events), a 1.4% loss due to photons that do not convert early enough in the lead glass to be well tracked, and a 0.3% trigger inefficiency. The overall efficiency for detection of events with single photons in our signal re-

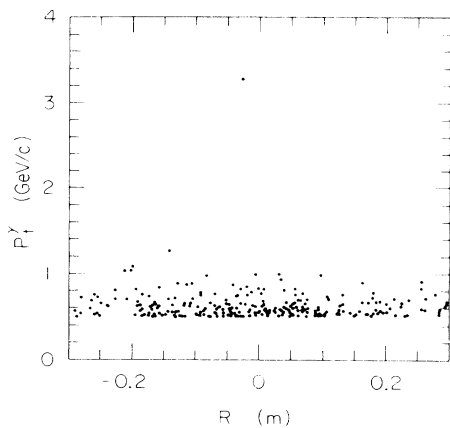


FIG. 2. R and p_T distribution of single-photon candidates with $p_T^{\gamma} > 0.5$ GeV/c.

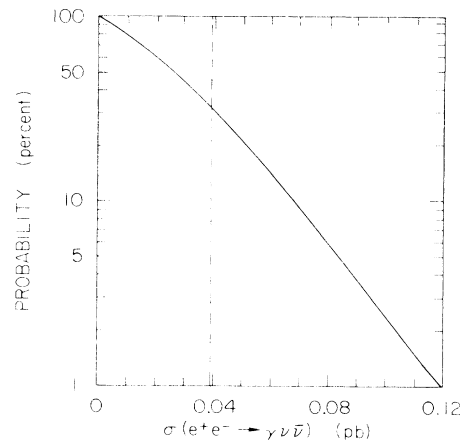


FIG. 3. Probability of observing ≤ 1.6 single-photon events in our fiducial region as a function of the radiative neutrino cross section. The dashed line marks the cross section expected for $N_{\nu}=3$.

gion is 61%.

The R - p_T distribution of single-photon candidate events is displayed in Fig. 2. We perform a fit to this distribution using the known shapes of the signal and background to extract the number of signal events from the $N_{ev}=24$ events with $p_T^{\gamma} > 0.8$ GeV/c. The most probable signal \hat{S} and corresponding background \hat{B} are those values of S and B that maximize the generalized logarithmic likelihood function

$$\ln \left(\frac{e^{-(S+B)} (S+B)^{N_{ev}}}{N_{ev}!} \right) + \sum_{i=1}^{N_{ev}} \ln \left(\frac{SP_S(R_i)P_S(p_{Ti}) + BP_B(R_i)P_B(p_{Ti})}{S+B} \right).$$

The distribution of the signal in R , $P_S(R)$, is measured with the kinematically fitted $ee\gamma$ events, and $P_S(p_T)$ is computed from (2) folded with the efficiency and resolution of the detector. The background distribution $P_B(R)$ is measured with events that fail the pattern-recognition tests, and $P_B(p_T)$ is determined from single-photon candidates with $|R| > 3\sigma_R$ and $0.5 < p_T < 0.8$ GeV/c to be an exponential with decay constant ≈ 0.12 GeV/c. The signal and background distributions are markedly different, so that the fit is extremely robust; the limits on physical parameters given below depend very little on the region of p_T and R used in the fit, and are not sensitive to the estimated uncertainties in the $P(R)$ and $P(p_T)$ distributions that are used.

The likelihood maximization gives $\hat{S}=1.6$ events, corresponding to a cross section for single-photon production of 0.023 pb in the fiducial region $E_{\gamma} < 10$ GeV, $p_T^{\gamma} > 0.8$ GeV/c, and $20^{\circ} < \theta_{\gamma} < 160^{\circ}$. The probability of observing ≤ 1.6 events is obtained from an ensemble of Monte Carlo-generated experiments equivalent to the one we have performed, and is plotted as a function of the radiative neutrino cross section (2) in Fig. 3. We take the 90% confidence level (C.L.) for the cross section as the value at which this probability is reduced to 10%. From Fig. 3 we obtain $\sigma(e^+e^- \rightarrow \gamma\nu\bar{\nu}) < 0.069$ pb. The 95% C.L. is $\sigma < 0.084$ pb. These limits are equivalent to $N_{\nu} < 7.5$ (90% C.L.) and $N_{\nu} < 9.7$ (95% C.L.).

The 90%-C.L. limit on N_{ν} is a factor of 2 lower than those set by previously published e^+e^- searches.^{4,5} Our limits on N_{ν} are comparable to those from $\bar{p}p$ collider experiments,⁶ but depend only on radiative corrections to expression (2),⁷ whereas the $\bar{p}p$ limits depend on the unknown mass of the top quark and on theoretical QCD calculations.

We may hypothesize that single-photon events are also due to the radiative production of the lightest SUSY particle. Radiative neutrino production (2) then becomes a source of background which is expected to yield 2.7 detected events in our fiducial region (if $N_{\nu}=3$). To obtain upper limits on the SUSY contribution we perform two different statistical procedures to handle this background.⁸ Following a classical statistical procedure, we have performed a Monte Carlo simulation to find the probability of observing ≤ 1.6 single-photon events from radiative production of the lightest SUSY particle in addition to three light neutrino species. If the $\tilde{\gamma}$ is the lightest SUSY particle,⁹ then this probability is 10% for a scalar-electron mass $m_{\tilde{e}}=67$ GeV/c² (with $m_{\tilde{\gamma}}=0$, and degenerate \tilde{e} mass states), and 5% for $m_{\tilde{e}}=59$ GeV/c². Under the alternative hypothesis¹⁰ that the $\tilde{\nu}$ is the lightest SUSY particle (and that there are three massless $\tilde{\nu}$ generations), we find this probability to be 10% for $m_{\tilde{\mu}}=69$ GeV/c², and 5% for $m_{\tilde{\mu}}=60$ GeV/c². We

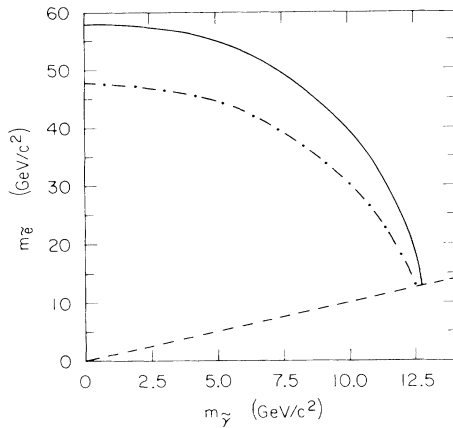


FIG. 4. Limits (90% C.L.) placed on \tilde{e} and \tilde{g} masses by this experiment. The solid line is the limit for degenerate \tilde{e} masses and the dash-dotted line is the limit if only one mass eigenstate contributes to the cross section. The dashed line is $m_{\tilde{e}} = m_{\tilde{g}}$. For degenerate mass states and $m_{\tilde{g}} = 0$, the 90% C.L. is $m_{\tilde{e}} > 58 \text{ GeV}/c^2$ and the 95% C.L. is $m_{\tilde{e}} > 55 \text{ GeV}/c^2$.

have also performed a Bayesian analysis⁸ with the *a priori* assumption that all values of the expected number of SUSY events (N_{SUSY}) are equally likely. This analysis yields the 90%-C.L. limit $N_{\text{SUSY}} < 3.2$ events. The corresponding limits on the \tilde{e} and \tilde{g} masses are shown in Fig. 4. For three massless $\tilde{\nu}$ generations, our 90% C.L. on the mass of the W gaugino is $m_{\tilde{W}} > 61 \text{ GeV}/c^2$, and our 95% C.L. limit is $m_{\tilde{W}} > 57 \text{ GeV}/c^2$.

We thank D. Chambers, R. Baggs, D. Forbush, T. Lyons, C. Noyer, K. Skarpass, and R. Stickley for considerable technical assistance with the construction and installation of the detector. We are also grateful to the PEP operations staff. This work was supported in part by the U.S. Department of Energy Contracts No. DE-AC03-76SF00515, No. DE-AC02-86ER40284, and No. DE-AC02-76ER03071, and by National Science

Foundation Grant No. PHY-8503215.

^(a)Permanent address: University of Geneva, Geneva, Switzerland.

^(b)Permanent address: Fermi National Laboratory, Batavia, Illinois 60510.

^(c)Present address: Experimental Physics Division, CERN, CH-1211, Geneva, Switzerland.

¹K. J. F. Gaemers, R. Gastmans, F. M. Renard, Phys. Rev. D **19**, 1605 (1979).

²E. Ma and J. Okada, Phys. Rev. Lett. **41**, 287 (1978).

³P. Fayet, Phys. Lett. **117B**, 460 (1982); J. Ellis and J. S. Hagelin, Phys. Lett. **122B**, 303 (1983).

⁴G. Bartha *et al.* (ASP Collaboration), Phys. Rev. Lett. **56**, 685 (1986).

⁵W. T. Ford *et al.* (MAC Collaboration), SLAC Report No. SLAC-PUB-4003, 1986 (unpublished); H.-J. Behrend *et al.* (CELLO Collaboration), Phys. Lett. **176B**, 247 (1986); W. Bartel *et al.* (JADE Collaboration), Phys. Lett. **152B**, 385 (1985).

⁶S. Geer *et al.* (UA1 Collaboration), CERN Report No. CERN-EP/86-115, 1986 (unpublished); J. Appel *et al.* (UA2 Collaboration), Z. Phys. C **30**, 1 (1986).

⁷We have used the lowest-order cross section given in Ref. 1 to compute limits on N_{ν} . A complete calculation of higher-order corrections is not yet available. See, for example, F. A. Berends, G. J. H. Burgers, and W. L. van Neerven, Phys. Lett. **177B**, 191 (1986); M. Igarashi and N. Nakazawa, Tokai University Report No. TKU-HEP-86/01-REV, 1986 (unpublished); C. Mana, M. Martínez, and F. Cornet, DESY Report No. DESY 86-114, 1986 (unpublished).

⁸There is no generally accepted procedure for treating this situation in the case of small numbers of events. See, for example, W. T. Eadie *et al.*, *Statistical Methods in Experimental Physics* (Elsevier, New York, 1971), Sec. 2.2.5; H. P. Prosper, Nucl. Instrum. Methods **A241**, 236 (1985); V. L. Highland, Temple Report No. C00-3539-38, 1986 (to be published).

⁹K. Grassie and P. N. Pandita, Phys. Rev. D **30**, 22 (1984).

¹⁰J. A. Grifols, M. Martínez, and J. Solà, Nucl. Phys. **B268**, 151 (1986).