

## Electroweak Effects in $e^+e^- \rightarrow \mu^+\mu^-$ at 29 GeV

E. Fernandez, W. T. Ford, A. L. Read, Jr., and J. G. Smith  
*Department of Physics, University of Colorado, Boulder, Colorado 80309*

and

A. Marini, I. Peruzzi, M. Piccolo, and F. Ronga  
*Laboratori Nazionali Frascati dell'Istituto Nazionale di Fisica Nucleare, I-00044 Frascati, Rome, Italy*

and

H. T. Blume and Roy Weinstein  
*Department of Physics, University of Houston, Houston, Texas 77004*

and

L. Baksay, H. R. Band, W. L. Faissler, M. W. Gettner, G. P. Goderre, B. Gottschalk,<sup>(a)</sup>  
R. B. Hurst, O. A. Meyer, J. H. Moromisato, W. D. Shambroom, and E. von Goeler  
*Department of Physics, Northeastern University, Boston, Massachusetts 02115*

and

J. V. Allaby,<sup>(b)</sup> W. W. Ash, G. B. Chadwick, S. H. Clearwater, R. W. Coombes,  
Y. Goldschmidt-Clermont,<sup>(b)</sup> H. S. Kaye, K. H. Lau, R. E. Leedy, H. L. Lynch,  
R. L. Messner, S. J. Michalowski,<sup>(c)</sup> K. Rich, D. M. Ritson, L. J. Rosenberg,  
D. E. Wisner, and R. W. Zdarko  
*Department of Physics and Stanford Linear Accelerator Center, Stanford University, Stanford, California 94305*

and

D. E. Groom, Hoyun Lee, and E. C. Loh  
*Department of Physics, University of Utah, Salt Lake City, Utah 84112*

and

M. C. Delfino, B. K. Heltsley, J. R. Johnson, T. L. Lavine, T. Maruyama, and R. Prepost  
*Department of Physics, University of Wisconsin, Madison, Wisconsin 53706*

(Received 31 January 1983)

A measurement of the cross section for production of collinear muon pairs based upon a sample of about 3000 events observed in the MAC detector at the storage ring PEP is presented. From the angular asymmetry  $A_{\mu\mu} = 0.076 \pm 0.018$  the axial-vector weak neutral coupling is found to be given by  $g_A^e g_A^\mu = 0.31 \pm 0.08$ .

PACS numbers: 13.10.+q, 12.30.Cx

The production of muon pairs in the reaction

$$e^+e^- \rightarrow \mu^+\mu^- \quad (1)$$

is sensitive to the effects of the axial-vector part of the weak neutral current through an antisymmetric contribution to the angular distribution. We report a measurement of the muon pair production cross section obtained with the MAC detector operating at the Stanford Linear Accelerator Center storage ring, PEP.

The MAC detector, described in detail in Ref. 1, includes a calorimeter and muon identifier

of >95% solid angular acceptance. The calorimeter is composed of 91 cm of steel absorber surrounding the interaction point as a hexagonal prism with end caps, with proportional wire chambers interspersed at 2.5-cm intervals to detect ionization from traversing particles. The steel is magnetized by toroid coils with a strength of about 18 kG, and is surrounded by four to six layers of drift chambers for tracking muons. Inside the iron calorimeter is a lead-plate shower chamber to detect photon and electron showers in the central region,  $|\cos\theta| \leq 0.8$ ; the inner por-

tions of the end-cap iron calorimeters serve the same function in the polar regions. Scintillators placed three plates behind the entrance faces of the iron calorimeter provide triggering and timing. Innermost is a ten-layer drift chamber in a 5.7-kG solenoidal magnetic field.

The data reported here resulted from an exposure of  $39.9 \text{ pb}^{-1}$  at the center-of-mass energy 29 GeV. The pertinent trigger for this measurement was formed by the coincidence between pairs of scintillators in opposing sextants or end-cap quadrants, or by at least one penetrating track as defined by a hit cluster in the central drift chamber in coincidence with a 400-MeV or greater pulse in the azimuthally matched calorimeter and scintillator sextant. Of the events read into the on-line computer, those which had clusters of central-drift-chamber hits in the appropriate azimuthal regions were recorded for further analysis. This requirement avoided the logging of cosmic rays which missed the central drift chamber.

After reconstruction, events were taken which had two central-drift-chamber tracks that formed a vertex compatible with the known beam intersection volume, i.e., a satisfactory  $\chi^2$  for the vertex-constrained fit. Each track was extrapolated into the calorimeters to be associated with the energy-deposition data. A particle was classified as a muon if it appeared to be minimum ionizing through the calorimeters, or if an associated track segment appeared in the outer drift chambers. It was required that both tracks be classified as muons for an event to be considered further.

Events passing these criteria included a large background of cosmic rays and of muon pairs from the two-photon reaction,

$$ee - (ee)\mu\mu, \quad (2)$$

with undetected electrons. Both backgrounds were reduced by a large factor by requiring the sum of energies of the two muon tracks to be greater than 8 GeV. Cosmic rays were removed by cuts on the track-associated scintillator timing and by loose cuts on the vertex position. The longitudinal beam position of events which passed the timing requirements indicates that fewer than 0.5% of the remaining sample are cosmic rays. Two-photon-induced pairs were removed by requiring the muons to be collinear (i.e., oppositely directed) within  $10^\circ$ . According to a Monte Carlo calculation,<sup>2</sup> the surviving background from (2) amounts to 1.8% of the signal.

Events coming from Bhabha scattering,

$$e^+e^- \rightarrow e^+e^-, \quad (3)$$

if misidentified and included in the sample, would represent a serious background because of the large asymmetry of reaction (3). Particular attention was paid to elimination of these events in the choice of criteria for classifying muons.

From a small subsample of events that fail slightly more restrictive criteria we estimate the fraction of Bhabha events in the sample to be less than 0.3%.

The remaining background was from the reaction

$$e^+e^- \rightarrow \tau^+\tau^-, \quad (4)$$

followed by decay of the  $\tau$ 's to muons or penetrating charged pions, perhaps accompanied by  $\pi^0$ 's. The fraction of these events in the sample was calculated by Monte Carlo program<sup>3</sup> to be 2.5% compared with the signal.

The final sample contains 3067 events, of which about 130 are from background processes discussed above, mainly reactions (2) and (4). Neither of these reactions affects the angular distribution strongly, in contrast with reaction (3); in particular, their charge asymmetries are mild. Asymmetric biases in the detection efficiency are minuscule, since forward and backward events are distinguished by the sign of the very small curvature of the tracks in the solenoid and toroid spectrometers. A bias would be produced by an end-to-end azimuthal twist of the central drift chamber. Such an effect has been detected (and corrected) with the Bhabha event sample, which is far more sensitive because of the typically steep dip angle and extreme asymmetry of these events. Even before correction of the twist, the false asymmetry for muon pairs was negligible. Both the solenoid and toroid field polarities were reversed periodically during the data collection. A correction was made in the angular distribution fit (see below) for dilution of the asymmetry caused by misassignment of the sign of charge of both muons, which occurred in 3.0% of the events.

The detection efficiency of the central drift chamber as a function of production angle was determined from a Monte Carlo calculation. The redundant calorimeter/outer-drift-chamber particle identification permitted determination of the identification efficiency directly from the data. The efficiency of the scintillator system was obtained from a sample of events in which only one

in-time scintillator was required. The overall geometrical plus detector efficiency was such that about 75% of all collinear pairs produced (in  $4\pi$  sr) were accepted into the sample.

The production of muon pairs is described according to the standard electroweak theory<sup>4</sup> by

$$\frac{d\sigma}{d\cos\theta} = \frac{\pi\alpha^2}{2s} [(1+a_1)(1+\cos^2\theta) + 2a_2\cos\theta], \quad (5)$$

where to order  $\alpha G$  we have

$$a_{1,2} = g_V^e g_V^{\mu} \frac{1}{\pi\alpha} \frac{G}{\sqrt{2}} \frac{-s}{1-s/M_Z^2}.$$

Here  $\theta$  is the angle between the  $\mu^+$  and the incident  $e^+$ . Equation (5) includes the contributions of the single-photon annihilation diagram and of its interference with annihilation through the neutral weak intermediate vector boson,  $Z^0$ , of mass  $M_Z$ .

Radiative corrections to Eq. (5) have been calculated with the Monte Carlo program of Berends and Kleiss,<sup>5</sup> which includes terms of order  $\alpha^3$ . These terms contribute a charge asymmetry of +0.028. Checks on the ability of the calculation to model the data are provided by the measured distribution in the noncollinearity angle, shown in Fig. 1, and by data on radiative muon pair production from this experiment.<sup>6</sup>

The differential cross section after radiative corrections is shown in Fig. 2, with the overall normalization of the data adjusted (see below) to

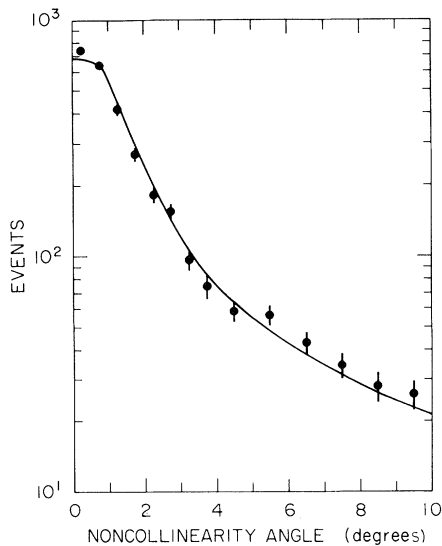


FIG. 1. Distribution in the noncollinearity angle for muon pairs. The curve is calculated following Ref. 5, and including the tracking resolution.

agree with that of the theoretical cross section. A maximum-likelihood calculation determined the best-fit value of  $a_2$ , from which we find the charge asymmetry,

$$A_{\mu\mu} \equiv (N_+ - N_-)/(N_+ + N_-) = \frac{3}{4} a_2 / (1 + a_1), \quad (6)$$

where  $N_+$  ( $N_-$ ) is the number of events having the  $\mu^+$  produced at positive (negative)  $\cos\theta$ , extrapolated to  $4\pi$  angular acceptance. With the assumption that  $a_1 \ll 1$  (see below), the result is

$$A_{\mu\mu} = -0.076 \pm 0.018 \pm 0.003.$$

The second error quoted is systematic and is attributable mainly to possible Bhabha background. With the standard-model value  $g_A^e g_A^\mu = 0.25$  and  $M_Z = 90$  GeV, Eq. (5) predicts  $A_{\mu\mu} = -0.063$  at  $s = (29 \text{ GeV})^2$ . A recent calculation<sup>7</sup> including radiative corrections to  $Z^0$ -exchange diagrams leads to the slightly lower prediction  $A_{\mu\mu} = -0.060$ . With this effect taken into account the product of electron and muon axial-vector coupling constants from the fit is

$$g_A^e g_A^\mu = 0.31 \pm 0.08,$$

in good agreement with the theory and with other published measurements,<sup>8</sup> as can be seen in Fig. 3. The solid line in the figure is the standard-model prediction with  $M_Z = 90$  GeV. The dash-dotted curve is the result of a fit to the  $s$  dependence of  $A_{\mu\mu}$ , with  $M_Z$  as a parameter and  $g_A^e g_A^\mu = 0.25$ , yielding the limit  $M_Z > 50$  GeV with 95% confidence.

From Eq. (5) we see that the muon pair cross section depends upon the vector coupling constants via a normalization shift. The standard-

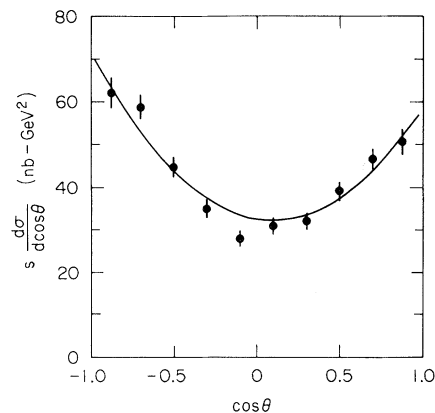


FIG. 2. Differential cross section for muon pair production, after radiative correction. The curve is the result of the fit described in the text.

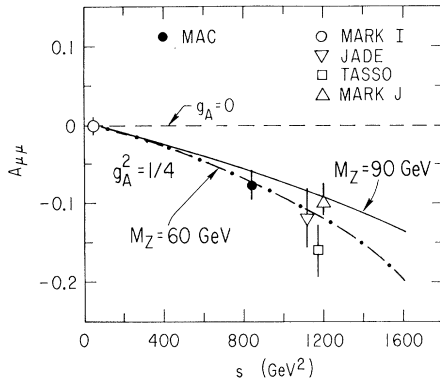


FIG. 3. Dependence of  $A_{\mu\mu}$  on  $s$  (only the more precise published measurements are shown). The solid line is the standard-model prediction. The dash-dotted line is the result of the fit described in the text.

model prediction is

$$g_V^e g_V^\mu = \frac{1}{4}(1 - 4 \sin^2 \theta_W)^2, \quad (7)$$

where  $\theta_W$  is the Weinberg angle. Previous experiments<sup>9</sup> give

$$\sin^2 \theta_W = 0.23 \pm 0.01,$$

and hence  $g_V^e g_V^\mu = 3.6 \times 10^{-3}$ . The resulting contribution to  $a_1$  is smaller than those of higher-order terms, implying  $a_1 \ll 0.01$ . The absolute cross section from our data is  $0.99 \pm 0.02 \pm 0.05$  times the pure QED prediction [Eq. (5) with  $a_1 = a_2 = 0$ ]. From this scale factor we find

$$g_V^e g_V^\mu = 0.03 \pm 0.16.$$

The precision of the measurement of the vector couplings is limited by systematic uncertainties in the normalization.

In conclusion we have observed, with a significance of about 4 standard deviations, the effect of the weak neutral current in muon pair production by electron-positron annihilation.

This work was supported in part by the U. S. Department of Energy under Contracts No. DE-AC02-81ER40025, No. DE-AC03-76SF00515, and No. DE-AC02-76ER00881; by the National Sci-

ence Foundation under Contracts No. NSF-PHY80-06504, No. NSF-PHY79-20020, and No. NSF-PHY79-20821; and by the Istituto Nazionale di Fisica Nucleare.

<sup>(a)</sup>Present address: Cyclotron Laboratory, Harvard University, Cambridge, Mass. 02138.

<sup>(b)</sup>Permanent address: CERN, CH-1211 Geneva 23, Switzerland.

<sup>(c)</sup>Present address: Mechanical Engineering Department, Stanford University, Stanford, Cal. 94305.

<sup>1</sup>MAC Collaboration, in Proceedings of the International Conference on Instrumentation for Colliding Beams, edited by W. Ash, SLAC Report No. SLAC-250, 1982 (unpublished), p. 174; R. Weinstein, in Proceedings of the Meeting of the American Physical Society, Division of Particles and Fields, College Park, Maryland, 1982 (to be published).

<sup>2</sup>R. Bhattacharya, J. Smith, and G. Grammer, Jr., Phys. Rev. D **15**, 3267 (1977); J. Smith, J. A. M. Vermaseren, and G. Grammer, Phys. Rev. D **15**, 3280 (1977).

<sup>3</sup>The Monte Carlo calculation of  $\mu\mu\gamma$  production described by F. A. Berends and R. Kleiss, Nucl. Phys. B **177**, 237 (1981), was adapted by us to simulate production of  $\tau$  pairs and their subsequent decays to order  $\alpha^3$ .

<sup>4</sup>S. Weinberg, Phys. Rev. Lett. **19**, 1264 (1967), and Phys. Rev. D **5**, 1412 (1972); A. Salam and J. C. Ward, Phys. Lett. **13**, 168 (1964); S. L. Glashow, Nucl. Phys. **22**, 579 (1961); the calculation for  $e^+e^- \rightarrow \mu^+\mu^-$  is contained in R. Budny, Phys. Lett. **45B**, 340 (1973).

<sup>5</sup>Berends and Kleiss, Ref. 3.

<sup>6</sup>W. T. Ford *et al.*, SLAC Report No. SLAC-PUB-3016 (to be published).

<sup>7</sup>F. A. Berends, R. Kleiss, and S. Jadach, Nucl. Phys. B **202**, 63 (1982).

<sup>8</sup>T. Himmel *et al.*, Phys. Rev. Lett. **41**, 449 (1978); W. Bartel *et al.*, Phys. Lett. **108B**, 140 (1982); R. Brandelik *et al.*, Phys. Lett. **110B**, 173 (1982), and **117B**, 365 (1982); B. Adeva *et al.*, Phys. Rev. Lett. **48**, 1701 (1982); H. J. Behrend *et al.*, Z. Phys. C **14**, 283 (1982); Ch. Berger *et al.*, Z. Phys. C **7**, 289 (1981).

<sup>9</sup>For a review of measurements of  $\theta_W$ , see J. E. Kim, P. Langacker, M. Levine, and H. H. Williams, Rev. Mod. Phys. **53**, 211 (1981).