

### Evidence for New-Flavor Production at the $\Upsilon(4S)$

C. Bebek, J. Haggerty, J. M. Izen, C. Longuemare, W. A. Loomis, F. M. Pipkin,  
J. Rohlf, W. Tanenbaum, and Richard Wilson  
*Harvard University, Cambridge, Massachusetts 02138*

and

A. J. Sadoff  
*Ithaca College, Ithaca, New York 14850*

and

D. L. Bridges  
*Le Moyne College, Syracuse, New York 13214, and Syracuse University, Syracuse, New York 13210*

and

K. Chadwick, P. Ganci, H. Kagan, R. Kass, F. Lobkowicz, A. Melissinos, S. L. Olsen,  
R. Poling, C. Rosenfeld, G. Rucinski, E. H. Thorndike, and G. Warren  
*The University of Rochester, Rochester, New York 14627*

and

D. Bechis,<sup>(a)</sup> J. J. Mueller, D. Potter, F. Sannes, P. Skubic, and R. Stone  
*Rutgers University, New Brunswick, New Jersey 08903*

and

A. Brody, A. Chen, M. Goldberg, N. Horwitz, J. Kandaswamy, H. Kooy,  
P. Lariccia,<sup>(b)</sup> and G. C. Moneti  
*Syracuse University, Syracuse, New York 13210*

and

M. S. Alam, S. E. Csorna, R. S. Panvini, and J. S. Poucher  
*Vanderbilt University, Nashville, Tennessee 37235*

and

D. Andrews, K. Berkelman, R. Cabenda, D. G. Cassel, J. W. DeWire, R. Ehrlich, T. Ferguson,  
T. Gentile, M. G. D. Gilchriese, B. Gittleman, D. L. Hartill, D. Herrup, M. Herzlinger,  
D. L. Kreinick, N. B. Mistry, E. Nordberg, R. Perchonok, R. Plunkett,  
K. A. Shinsky, R. H. Siemann, A. Silverman, P. C. Stein, S. Stone,  
R. Talman, H. G. Thonemann, and D. Weber  
*Cornell University, Ithaca, New York 14853*

(Received 1 October 1980)

An enhancement has been observed in the inclusive cross section for direct single electrons produced in  $e^+e^-$  annihilations at the  $\Upsilon(4S)$ . This is interpreted as evidence for a new weakly decaying particle, the  $B$  meson. A branching ratio for  $B \rightarrow X e \nu$  of  $[13 \pm 3 (\pm 3)]\%$  is inferred, where the first set of errors is statistical and the estimated systematic error is enclosed in parentheses.

PACS numbers: 14.40.Pe, 13.20.Jf, 13.65.+i

The recently discovered resonance in  $e^+e^-$  annihilations at 10.55 GeV total energy<sup>1,2</sup> has a natural interpretation as the  $\Upsilon(4S)$  bound state of  $b\bar{b}$  quarks. Its width indicates that this state is above the threshold for producing pairs of  $B$  mesons,

bound states of  $b$  quarks with  $\bar{u}$  or  $\bar{d}$  quarks, and has as its dominant decay mode  $B\bar{B}$  meson final states.<sup>3</sup> The existence of a new, weakly decaying flavor can be inferred from the semileptonic decay  $B \rightarrow X l \nu$  and the branching ratio (BR) for this

decay can be determined by studying the yield of directly produced single leptons in the  $\Upsilon(4S)$  energy region. In this Letter, we present cross sections for electron production and a branching ratio for the decay  $B \rightarrow Xev$ . Similar results for muons are reported by Chadwick *et al.*<sup>4</sup>

The CLEO detector at the Cornell electron storage ring was used to identify events which contained a directly produced single high-momentum ( $\geq 1$  GeV/c) electron or positron. Charged-particle momenta were measured with use of a 1-m-radius solenoid magnet containing cylindrical tracking chambers. External to the magnet coil are Cherenkov counters and shower counters which were used for identifying electrons. The detector is described in further detail by Kreinick.<sup>5</sup>

In a sample of hadronic events selected as described in Ref. 1, a charged particle with momentum above 1 GeV/c which fired a Cherenkov counter was called an electron (or positron) if its shower energy,  $E_s$ , was greater than half its measured momentum  $p$ , if at least 10% of the shower energy was deposited in the first 3.3 radiation lengths of the shower counter, if the position of the associated shower agreed with the position of the projected track from the inner chambers to within  $\pm 20$  cm, and if the width of the shower was consistent with that expected for electrons. Tracks were rejected if there was an oppositely charged track in the event which had a  $0^\circ$  opening angle with the candidate track, as would be expected from  $\gamma$  conversion. In order to suppress electron events which originated from Bhabha scattering,  $\tau$  decays and two-photon processes, events were required to have an observed charged multiplicity of 5 or greater.

The shower detectors consist of 44 layers of gas proportional tubes interspersed with 0.27-radiation-length-thick lead sheets. The tubes are ganged into cells with lateral dimensions which range from 3.2 cm near the front to 12.5 cm at the back of the detector. Pulse heights from each hit cell were digitized and read out for each event. The solid histogram in Fig. 1(a) is the average number of hit cells per hit layer in the shower detector for the electron candidates. This distribution, which peaks at 2.3, should be compared to the dashed histogram which shows the same quantity plotted for tracks with momenta between 1.0 and 3.0 GeV/c that were unambiguously determined to be either pions or kaons by means of  $dE/dx$  measurements.<sup>6</sup> Shown in Fig. 1(b) are distributions in  $|E_s - p|/(E_s + p)$  for the

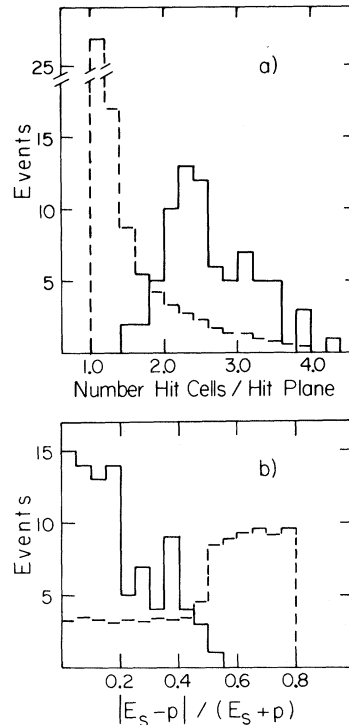


FIG. 1. (a) The average number of hit cells per hit plane in the shower counter for electron candidates (solid lines) and identified pions/kaons (dashed lines) normalized to the same area. To qualify as electron events, electron candidates must lie above 1.5 on the abscissa. (b)  $|E_s - p|/(E_s + p)$  for electron candidates (solid lines) and identified pions/kaons (dashed lines) normalized to the same area. Electron candidates are required to have  $|E_s - p|/(E_s + p)$  less than 0.33 to qualify as electron events.

electron candidates (solid line) and the pion/kaon tracks (dashed line). Electron events are required to have the average number of hit cells per hit plane greater than 1.5 and to have  $|E_s - p|/(E_s + p)$  less than 0.33. The distributions in both variables show marked differences between the electron candidates and the pion/kaon sample indicating the effectiveness of the electron selection criteria.

We summarize the results of the electron event selection in Table I. The number of electron events along with the associated integrated luminosity are indicated for each of seven energy bins. The corresponding visible cross sections are plotted in Fig. 2(b), where an enhancement is apparent at the energy of the  $\Upsilon(4S)$ . About one-third of the cross section in the continuum is due to electrons from  $D$  decays. The remaining off-resonance cross section is consistent with the ex-

TABLE I. Summary of electron events.

Beam energy (GeV)	$L$ ( $\text{nb}^{-1}$ )	Number of events	$\sigma_e^{\text{vis}}$ (pb)
5.189–5.224	352.0	4	$11.4 \pm 5.7$
5.224–5.264	488.1	6	$12.3 \pm 5.0$
5.264–5.269	130.6	5	$38.3 \pm 17.1$
5.269–5.274	527.0	30	$56.9 \pm 10.4$
5.274–5.279	499.4	22	$44.1 \pm 9.4$
5.279–5.284	268.3	4	$14.9 \pm 7.5$
5.284–5.299	217.4	5	$23.0 \pm 10.3$

pected levels of hadronically induced backgrounds, i.e., fake electron signals from charge exchange in the coil and from random overlapping of charged-particle tracks and  $\gamma$  rays which convert in the 1-radiation-length-thick aluminum coil. The data in the bins corresponding to the peak can be combined to give an enhancement in the visible cross section of  $28.6 \pm 6.6$  pb.

Two sources of electrons are expected from the  $\Upsilon(4S)$ ; those from the semileptonic decay  $B \rightarrow X e \nu$  and those from the semileptonic decays of charmed particles which are expected to be daughter products of  $B$  decays.<sup>7</sup> In most theoretical pictures where the quark transition  $b \rightarrow c$  dominates, between 70% and 80% of the direct-

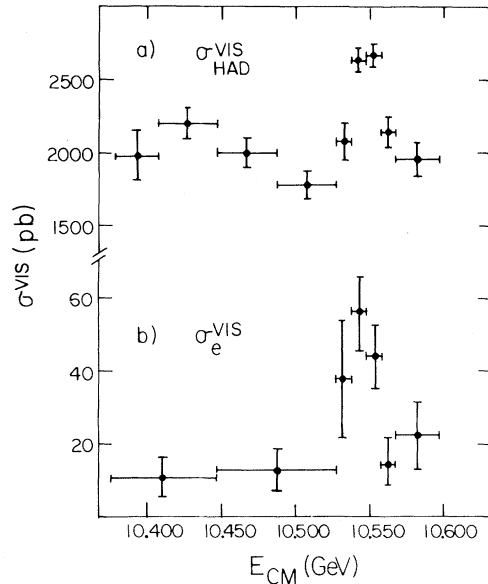


FIG. 2. The visible cross section for the production of (a) hadronic events of multiplicity five or greater (note suppressed zero) and (b) electrons above 1 GeV/c. These cross sections have not been corrected for acceptance or efficiency.

electron-momentum spectrum lies about 1 GeV/c. The electron-momentum spectrum from the semileptonic decays of daughter  $D$  mesons can be estimated and we find less than 10% of the electrons have momenta above 1 GeV/c. Shown in Fig. 3 is the momentum distribution of the electron candidates for those events which correspond to the peak in Fig. 2(b). Also shown in Fig. 3 is an estimate of the expected electron-momentum spectrum. An equal mixture of  $B \rightarrow D e \nu$  and  $B \rightarrow D^*(2000) e \nu$  decays is assumed and secondary decays  $D \rightarrow X e \nu$  are also included. For this estimate a phase space distribution was used for the final-state particles and the electron momentum was smeared to simulate the effect of the detector momentum resolution. The data show a shape which is quite similar to the computed curve and we interpret these events as originating primarily from semileptonic decays of  $B$  mesons.

If we assume that the  $\Upsilon(4S)$  decays exclusively into  $B\bar{B}$ , as is indicated by its width, we can infer a branching ratio  $R$  for  $B \rightarrow X e \nu$  via the relation

$$R = (\Delta\sigma_e^{\text{vis}}/\epsilon_{\text{Ch}}\epsilon_A)[2(\Delta\sigma_{\text{had}}^{\text{vis}})f]^{-1},$$

where the terms are defined as follows:  $\Delta\sigma_e^{\text{vis}} = 26.8 \pm 6.6$  pb is the enhancement in the visible-electron cross section<sup>8</sup> at the  $\Upsilon(4S)$ ;  $\epsilon_{\text{Ch}} = 0.31 \pm 0.05$  is the product of the geometrical acceptance and efficiency of the Cherenkov counters, determined from Bhabha scattering and  $\mu$ -pair events;  $\epsilon_A = 0.78 \pm 0.10$  is the efficiency of the electron identification algorithm which was estimated from the data<sup>9</sup>;  $\Delta\sigma_{\text{had}}^{\text{vis}} = 0.52 \pm 0.06$  nb is

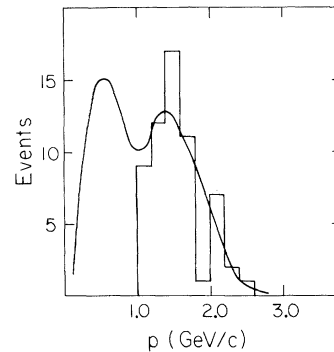


FIG. 3. The histogram is the raw momentum spectrum of the electrons from the  $\Upsilon(4S)$  peak. The curve is a Monte Carlo estimate of the combined electron spectrum expected from  $B \rightarrow D e \nu$ ,  $B \rightarrow D^*(2000) e \nu$ , and  $D \rightarrow X e \nu$  decays. The peak at  $\sim 1.4$  GeV/c is due to  $B$  decays; the one at  $\sim 0.5$  GeV/c to daughter  $D$  decays. No events appear below 1 GeV/c due to our cut at that momentum.

the enhancement, shown in Fig. 2(a), in the visible hadronic cross section at the  $\Upsilon(4S)$  in data subject to the same binning used to obtain  $\Delta\sigma_e^{\text{vis}}$ ;  $f = 0.75 \pm 0.05$  is the fraction of electrons from  $B \rightarrow Xe\nu$  estimated to have a momentum above 1 GeV/c.

Finally, the result has been reduced by 1 percentage point to account for electrons originating from semileptonic decays of  $D$  meson products of  $B$  decays.<sup>10</sup> The resulting branching ratio,<sup>11</sup> averaged over  $B$  states, is

$$R(B \rightarrow Xe\nu) = [13 \pm 3 (\pm 3)]\%,$$

where the first set of errors is statistical and the estimated systematic error is enclosed in parentheses.

The total electron sample included one two-electron event at an energy slightly above the  $\Upsilon(4S)$  resonance which was consistent with the decay of a  $\psi$ . At the  $\Upsilon(4S)$  resonance, no two-electron events were seen, providing an upper limit for the branching ratio for  $B \rightarrow Xee$  of 5% (at 90% confidence level).

In summary, we have observed a clear enhancement in the production of energetic electrons at the  $\Upsilon(4S)$  resonance. The momentum distribution of these electrons is consistent with what is expected from the weak decay of new flavor in which the quark transition  $b \rightarrow c$  dominates. We interpret these results as evidence for the existence of  $b$ -flavored mesons and have inferred a semileptonic branching ratio for this particle.

We thank Professor B. McDaniel and Professor M. Tigner and the Cornell electron storage ring operating staff for their efforts. We are grateful to the experimental support staffs at our Universities for their assistance in the construction of CLEO and analysis of the data. This work was

supported in part by the U. S. Department of Energy and the National Science Foundation.

<sup>(a)</sup>Permanent address: RCA, David Sarnoff Research Center, Princeton, N. J. 08540.

<sup>(b)</sup>On leave from the University of Pisa, I-56100 Pisa, Italy, and Istituto Nazionale de Fisica Nucleare, I-56100 Pisa, Italy.

<sup>1</sup>D. Andrews *et al.*, Phys. Rev. Lett. **45**, 219 (1980).

<sup>2</sup>G. Finocchiaro *et al.*, Phys. Rev. Lett. **45**, 223 (1980).

<sup>3</sup>A higher-mass  $B^*$  may also be produced at the  $\Upsilon(4S)$ . If we assume that  $B^* \rightarrow B + \gamma$ , our conclusions about  $B$  decays will not be affected.

<sup>4</sup>K. Chadwick *et al.*, following Letter [Phys. Rev. Lett. **46**, 88 (1981)].

<sup>5</sup>David L. Kreinick, Cornell Laboratory for Nuclear Studies Report No. 80/460, 1980 (unpublished).

<sup>6</sup>For details on the  $dE/dx$  system, see R. Ehrlich *et al.*, Cornell Laboratory for Nuclear Studies Report No. 80/459, 1980 (to be published).

<sup>7</sup>M. Kobayashi and K. Maskawa, Prog. Theor. Phys. **49**, 652 (1973).

<sup>8</sup> $\Delta\sigma_e^{\text{vis}}$  has been reduced by 6% to correct for hadronic events mistakenly identified as electronic events.

<sup>9</sup>This includes the effects of (i) shower-counter-track-chamber matching,  $0.88 \pm 0.07$ ; (ii) shower-counter resolution effect,  $0.93 \pm 0.07$ ; (iii) event complexity (overlapping tracks, etc.),  $0.95 \pm 0.05$ .

<sup>10</sup>We use a branching ratio  $R$  for  $B \rightarrow DX$  of 100% coupled with a 10% average  $D$  semileptonic branching ratio and a 10% relative detection efficiency for electrons from  $D$ 's compared to those from  $B$ 's to estimate the contamination from  $D$ 's. The effect of electrons from decays of  $\tau$ 's coming from  $B \rightarrow X\tau\nu$  is estimated to be negligible.

<sup>11</sup>A second estimate of the branching ratio for  $B \rightarrow Xe\nu$  was made using  $dE/dx$  chambers in conjunction with the shower chambers to identify electrons (two octants of the CLEO detector contain  $dE/dx$  chambers, the remaining six contain Cherenkov counters). We observe an increase in the electron signal at the  $\Upsilon(4S)$ . The branching ratio measured is  $[23 \pm 10 (\pm 6)]\%$ .