

First Simultaneous Measurement of Differential Muon-Neutrino Charged-Current Cross Sections on Argon for Final States with and without Protons Using MicroBooNE Data

P. Abratenko,³⁸ O. Alterkait,³⁸ D. Andrade Aldana,¹⁵ L. Arellano,²¹ J. Asaadi,³⁷ A. Ashkenazi,³⁵ S. Balasubramanian,¹² B. Baller,¹² G. Barr,²⁸ D. Barrow,²⁸ J. Barrow,^{22,25,35} V. Basque,¹² O. Benevides Rodrigues,¹⁵ S. Berkman,^{12,24} A. Bhandari,²¹ A. Bhat,⁷ M. Bhattacharya,¹² M. Bishai,³ A. Blake,¹⁸ B. Bogart,²³ T. Bolton,¹⁷ J. Y. Book,¹⁴ M. B. Brunetti,⁴¹ L. Camilleri,¹⁰ Y. Cao,²¹ D. Caratelli,⁴ F. Cavanna,¹² G. Cerati,¹² A. Chappell,⁴¹ Y. Chen,³¹ J. M. Conrad,²² M. Convery,³¹ L. Cooper-Troendle,²⁹ J. I. Crespo-Anadón,⁶ R. Cross,⁴¹ M. Del Tutto,¹² S. R. Dennis,⁵ P. Detje,⁵ A. Devitt,¹⁸ R. Diurba,² Z. Djurcic,¹ R. Dorrill,¹⁵ K. Duffy,²⁸ S. Dytman,²⁹ B. Eberly,³³ P. Englezos,³⁰ A. Ereditato,^{7,12} J. J. Evans,²¹ R. Fine,¹⁹ O. G. Finnerud,²¹ W. Foreman,¹⁵ B. T. Fleming,⁷ D. Franco,⁷ A. P. Furmanski,²⁵ F. Gao,⁴ D. Garcia-Gamez,¹³ S. Gardiner,¹² G. Ge,¹⁰ S. Gollapinni,¹⁹ E. Gramellini,²¹ P. Green,²⁸ H. Greenlee,¹² L. Gu,¹⁸ W. Gu,³ R. Guenette,²¹ P. Guzowski,²¹ L. Hagaman,⁷ O. Hen,²² C. Hilgenberg,²⁵ G. A. Horton-Smith,¹⁷ Z. Imani,³⁸ B. Irwin,²⁵ M. S. Ismail,²⁹ C. James,¹² X. Ji,²⁶ J. H. Jo,³ R. A. Johnson,⁸ Y.-J. Jwa,¹⁰ D. Kalra,¹⁰ N. Kamp,²² G. Karagiorgi,¹⁰ W. Ketchum,¹² M. Kirby,^{3,12} T. Kobilarcik,¹² I. Kreslo,² M. B. Leibovitch,⁴ I. Lepetic,³⁰ J.-Y. Li,¹¹ K. Li,⁴² Y. Li,³ K. Lin,³⁰ B. R. Littlejohn,¹⁵ H. Liu,³ W. C. Louis,¹⁹ X. Luo,⁴ C. Mariani,⁴⁰ D. Marsden,²¹ J. Marshall,⁴¹ N. Martinez,¹⁷ D. A. Martinez Caicedo,³² S. Martynenko,³ A. Mastbaum,³⁰ I. Mawby,¹⁸ N. McConkey,³⁹ V. Meddage,¹⁷ J. Micallef,^{22,38} K. Miller,⁷ A. Mogan,⁹ T. Mohayai,^{12,16} M. Mooney,⁹ A. F. Moor,⁵ C. D. Moore,¹² L. Mora Lepin,²¹ M. M. Moudgalya,²¹ S. Mulleriababu,² D. Naples,²⁹ A. Navrer-Agasson,²¹ N. Nayak,³ M. Nebot-Guinot,¹¹ J. Nowak,¹⁸ N. Oza,¹⁰ O. Palamara,¹² N. Pallat,²⁵ V. Paolone,²⁹ A. Papadopoulou,¹ V. Papavassiliou,²⁷ H. B. Parkinson,¹¹ S. F. Pate,²⁷ N. Patel,¹⁸ Z. Pavlovic,¹² E. Piasetzky,³⁵ I. Pophale,¹⁸ X. Qian,³ J. L. Raaf,¹² V. Radeka,³ A. Rafique,¹ M. Reggiani-Guzzo,^{11,21} L. Ren,²⁷ L. Rochester,³¹ J. Rodriguez Rondon,³² M. Rosenberg,³⁸ M. Ross-Lonergan,¹⁹ C. Rudolf von Rohr,² I. Safa,¹⁰ G. Scanavini,⁴² D. W. Schmitz,⁷ A. Schukraft,¹² W. Seligman,¹⁰ M. H. Shaevitz,¹⁰ R. Sharankova,¹² J. Shi,⁵ E. L. Snider,¹² M. Soderberg,³⁴ S. Söldner-Rembold,²¹ J. Spitz,²³ M. Stancari,¹² J. St. John,¹² T. Strauss,¹² A. M. Szelc,¹¹ W. Tang,³⁶ N. Taniuchi,⁵ K. Terao,³¹ C. Thorpe,^{18,21} D. Torbunov,³ D. Totani,⁴ M. Toups,¹² Y.-T. Tsai,³¹ J. Tyler,¹⁷ M. A. Uchida,⁵ T. Usher,³¹ B. Viren,³ M. Weber,² H. Wei,²⁰ A. J. White,⁷ S. Wolbers,¹² T. Wongjirad,³⁸ M. Wospakrik,¹² K. Wresilo,⁵ W. Wu,^{12,29} E. Yandel,⁴ T. Yang,¹² L. E. Yates,¹² H. W. Yu,³ G. P. Zeller,¹² J. Zennaro,¹² and C. Zhang³

(MicroBooNE Collaboration)*

¹Argonne National Laboratory (ANL), Lemont, Illinois 60439, USA

²Universität Bern, Bern CH-3012, Switzerland

³Brookhaven National Laboratory (BNL), Upton, New York 11973, USA

⁴University of California, Santa Barbara, California 93106, USA

⁵University of Cambridge, Cambridge CB3 0HE, United Kingdom

⁶Centro de Investigaciones Energéticas, Medioambientales y Tecnológicas (CIEMAT), Madrid E-28040, Spain

⁷University of Chicago, Chicago, Illinois 60637, USA

⁸University of Cincinnati, Cincinnati, Ohio 45221, USA

⁹Colorado State University, Fort Collins, Colorado 80523, USA

¹⁰Columbia University, New York, New York 10027, USA

¹¹University of Edinburgh, Edinburgh EH9 3FD, United Kingdom

¹²Fermi National Accelerator Laboratory (FNAL), Batavia, Illinois 60510, USA

¹³Universidad de Granada, Granada E-18071, Spain

¹⁴Harvard University, Cambridge, Massachusetts 02138, USA

¹⁵Illinois Institute of Technology (IIT), Chicago, Illinois 60616, USA

¹⁶Indiana University, Bloomington, Indiana 47405, USA

¹⁷Kansas State University (KSU), Manhattan, Kansas 66506, USA

¹⁸Lancaster University, Lancaster LA1 4YW, United Kingdom

¹⁹Los Alamos National Laboratory (LANL), Los Alamos, New Mexico 87545, USA


²⁰Louisiana State University, Baton Rouge, Louisiana 70803, USA

²¹The University of Manchester, Manchester M13 9PL, United Kingdom

²²Massachusetts Institute of Technology (MIT), Cambridge, Massachusetts 02139, USA

*microboone_info@fnal.gov

- ²³University of Michigan, Ann Arbor, Michigan 48109, USA
²⁴Michigan State University, East Lansing, Michigan 48824, USA
²⁵University of Minnesota, Minneapolis, Minnesota 55455, USA
²⁶Nankai University, Nankai District, Tianjin 300071, China
²⁷New Mexico State University (NMSU), Las Cruces, New Mexico 88003, USA
²⁸University of Oxford, Oxford OX1 3RH, United Kingdom
²⁹University of Pittsburgh, Pittsburgh, Pennsylvania 15260, USA
³⁰Rutgers University, Piscataway, New Jersey 08854, USA
³¹SLAC National Accelerator Laboratory, Menlo Park, California 94025, USA
³²South Dakota School of Mines and Technology (SDSMT), Rapid City, South Dakota 57701, USA
³³University of Southern Maine, Portland, Maine 04104, USA
³⁴Syracuse University, Syracuse, New York 13244, USA
³⁵Tel Aviv University, Tel Aviv, Israel, 69978
³⁶University of Tennessee, Knoxville, Tennessee 37996, USA
³⁷University of Texas, Arlington, Texas 76019, USA
³⁸Tufts University, Medford, Massachusetts 02155, USA
³⁹University College London, London WC1E 6BT, United Kingdom
⁴⁰Center for Neutrino Physics, Virginia Tech, Blacksburg, Virginia 24061, USA
⁴¹University of Warwick, Coventry CV4 7AL, United Kingdom
⁴²Wright Laboratory, Department of Physics, Yale University, New Haven, Connecticut 06520, USA

 (Received 2 March 2024; revised 9 May 2024; accepted 17 June 2024; published 24 July 2024)

We report the first double-differential neutrino-argon cross section measurement made simultaneously for final states with and without protons for the inclusive muon neutrino charged-current interaction channel. The proton kinematics of this channel are further explored with a differential cross section measurement as a function of the leading proton's kinetic energy that extends across the detection threshold. These measurements use data collected with the MicroBooNE detector from 6.4×10^{20} protons on target from the Fermilab booster neutrino beam with a mean neutrino energy of ~ 0.8 GeV. Extensive data-driven model validation utilizing the conditional constraint formalism is employed. This motivates enlarging the uncertainties with an empirical reweighting approach to minimize the possibility of extracting biased cross section results. The extracted nominal flux-averaged cross sections are compared to widely used event generator predictions revealing severe mismodeling of final states without protons for muon neutrino charged-current interactions, possibly from insufficient treatment of final state interactions. These measurements provide a wealth of new information useful for improving event generators which will enhance the sensitivity of precision measurements in neutrino experiments.

DOI: [10.1103/PhysRevLett.133.041801](https://doi.org/10.1103/PhysRevLett.133.041801)

Neutrino experiments that measure flavor oscillations as a function of neutrino energy aim to determine the neutrino mixing parameters and search for new physics beyond the standard model [1–5]. This requires precise mapping between reconstructed and true neutrino energy. The inclusive muon neutrino charged current (ν_μ CC) interaction channel, $\nu_\mu N \rightarrow \mu^- X$, where N is the struck nucleus and X is the hadronic final state, is important for these measurements because it identifies the neutrino flavor with high purity and efficiency due to the sole requirement of detecting the muon.

A number of these neutrino experiments utilize liquid argon time projection chambers (LArTPCs) [5,6]. These tracking calorimeters have low detection thresholds and excellent particle identification (PID) capabilities [7–11]. LArTPCs enable the inclusive ν_μ CC channel to be divided into subchannels based on the composition of the final state, each having a different mapping between true and reconstructed neutrino energy. This improves the energy reconstruction and increases the sensitivity of precision measurements [12].

Maximizing the physics reach of LArTPCs requires neutrino-argon interaction modeling capable of describing all final state particles. Existing models are unable to describe data with such detail, necessitating large interaction modeling uncertainties [12,13]. This is unsurprising; theoretical models attempting to describe experimental observables must simultaneously account for multiple scattering mechanisms [14], in-medium nuclear

Published by the American Physical Society under the terms of the [Creative Commons Attribution 4.0 International license](https://creativecommons.org/licenses/by/4.0/). Further distribution of this work must maintain attribution to the author(s) and the published article's title, journal citation, and DOI. Funded by SCOAP³.

modifications to the fundamental neutrino interactions [15,16], and final-state interactions (FSI) involving the hadronic reaction products as they exit the nucleus [17]. The prominence of nuclear effects grows with the size of the target nucleus, further complicating the modeling of scattering for heavy nuclei like argon.

Efforts to simulate ν_μ CC interactions benefit from measurements that simultaneously probe the leptonic and hadronic kinematics. Building on previous MicroBooNE work [18–20], and analogous to a similar measurement from T2K [21], we report a double-differential measurement of the muon energy, E_μ , and muon scattering angle with respect to the neutrino beam, $\cos\theta_\mu$, for the ν_μ CC channel split into final states with one or more protons (“Np” where $N \geq 1$) and without protons (“0p”). An event is only included in the Np signal if the leading proton exiting the nucleus has kinetic energy above 35 MeV, which roughly corresponds to the proton tracking threshold in MicroBooNE [22]. The proton kinematics are further explored with a differential cross section measurement of the inclusive ν_μ CC channel (“Xp” where $X \geq 0$) as a function of the leading proton’s kinetic energy, K_p , that extends across the tracking threshold via the inclusion of a 0–35 MeV bin that includes events without a final state proton. A more expansive set of measurements employing the same analysis strategy can be found in [22].

Additional motivation for these measurements comes from the fact that LArTPCs utilize the gap between the neutrino and shower vertices to differentiate electrons from photons. The absence of additional vertex activity, usually from protons, makes it difficult to determine if a gap is present. This impacts ν_e CC selections, which are the signal in many oscillation measurements, through lower efficiencies and purities for ν_e CC 0p events than ν_e CC Np events [23,24]. Since the ν_μ CC channel is essential in constraining the ν_e CC prediction, improved modeling of 0p and Np final states for ν_μ CC is important. This need is highlighted by prior MicroBooNE results [20], which observed an excess of ν_μ CC events at low reconstructed neutrino energies, potentially indicative of poor 0p cross section modeling.

We utilize data collected with the MicroBooNE detector [25] from an exposure of 6.4×10^{20} protons on target (POT) from the booster neutrino beam (BNB) at a mean neutrino energy of ~ 0.8 GeV [26]. The detector is comprised of a TPC volume with an active mass of 85 tonnes of liquid argon, and an array of 32 photomultiplier tubes (PMTs). When an interaction occurs in the detector, scintillation light and ionization electrons are produced by the charged particles emanating from the interaction. The light is recorded by the PMTs, providing ns-scale timing used to reject background cosmic ray events that are out of time with the beam. The ionization electrons drift in a 273 V/cm electric field to three wire readout planes which record charge distributions used for calorimetry and three-dimensional (3D) mm-scale imaging.

Event reconstruction, calorimetry, and PID are performed with the Wire-Cell topographical 3D image processing algorithm [27]. Wire charge distributions are first deconvolved from the detector response by a TPC signal processing algorithm [28–30]. Wire-Cell uses the deconvolved readouts to reconstruct 3D images without topological assumptions about the source of activity as “tracks,” which leave continuous energy depositions, or electromagnetic “showers” [31], which deposit more charge perpendicular to their trajectory. A many-to-many TPC-charge to PMT-light matching algorithm is used for further cosmic ray rejection [32].

Particle identification starts with finding kinks in the selected group of charge activity to identify tracks [31]. Candidate neutrino vertices and final state particles are identified concurrently based on dQ/dx , topology, and allowed particle relationships. A final neutrino vertex is chosen by a `SparseConvNet` deep neural network [33]. Proton and muon candidates are distinguished based on characteristic differences in their dQ/dx profile [22] using a test statistic constructed from a Kolmogorov-Smirnov shape comparison score and the normalization to the median dQ/dx of protons.

Two methods are used to calculate the energy of track-like particles; range and summation of dE/dx . Between the two methods, the energy resolution is $\sim 10\%$ for muons at all energies and $\sim 8\%$ for protons below 200 MeV, above this the resolution degrades to $\sim 25\%$ due to the increased probability of rescattering [22]. The range method is used for stopping tracks and is based on the NIST PSTAR database [34]. This method estimates the energy of tracks with minimal bias [22]. Summation of dE/dx is used for tracks that are shorter than 4 cm, exit the active volume, have a “wiggled” topology indicative of many small angle deflections [31], or emit δ rays. To calculate the kinetic energy, this method converts dQ/dx to dE/dx with an effective recombination model then sums dE/dx for each ~ 6 mm segment of the track. The dE/dx method underestimates the energy by $\sim 10\%$ [31,35], but this is incorporated into the detector model and appears consistent in data and simulation [20].

The ν_μ CC event selection is identical to that of previous MicroBooNE work [18–20,22]. It utilizes the “generic neutrino selection” [36] as a preselection, which reduces cosmic ray contamination down to 15%. Backgrounds are further rejected with a boosted decision tree (BDT) trained using the `XGBoost` library [37] on a set of background taggers, which are variables designed to characterise non- ν_μ CC events. The efficiency (purity) of the fully inclusive ν_μ CC selection is 68% (92%), with backgrounds predominantly coming from neutral current π^\pm events. The selection is further divided into 0p and Np selections based on the reconstructed leading proton’s kinetic energy, K_p^{rec} . The Np selection contains events in which there is at least one proton with $K_p^{\text{rec}} > 35$ MeV. The 0p selection contains all other events. True Np events are analogously defined as

having a proton with true $K_p > 35$ MeV and true 0p events are defined as having either zero final-state protons, or no proton with $K_p > 35$ MeV. The Np selection has a 49% efficiency for true Np events and a high purity of 95% due to low contamination from non- ν_μ CC and 0p events. The 0p selection has an efficiency of 53% for true 0p events. The larger number of Np events, which outnumber 0p events $\sim 7:1$, increases the prominence of Np events in the 0p selection, reducing the fraction of true 0p events in the 0p selection to 32% [22].

The 0p and Np cross sections are extracted simultaneously. This allows the number of true Np events in the 0p selection to be predicted based on the observation of the Np selection (and vice versa). The same strategy is employed in other MicroBooNE work [22,24]. Simultaneous extraction requires unfolding

$$\begin{pmatrix} M_{0p} \\ M_{Np} \end{pmatrix} = \begin{pmatrix} R_{0p0p} & R_{0pNp} \\ R_{Np0p} & R_{NpNp} \end{pmatrix} \cdot \begin{pmatrix} S_{0p} \\ S_{Np} \end{pmatrix} + \begin{pmatrix} B_{0p} \\ B_{Np} \end{pmatrix}, \quad (1)$$

where M is the reconstructed distribution, S is the differential cross section to be extracted, B is the distribution of background events that are not part of the inclusive ν_μ CC channel, and R is the response matrix describing the mapping between the true and reconstructed distributions. The first (second) index on R corresponds to the reconstructed (true) proton multiplicity.

The Wiener-SVD unfolding technique [38] is used to extract nominal flux-averaged cross section results [39]. This method returns a regularized unfolded cross section and corresponding covariance matrix, V_S , which describes the uncertainties and bin-to-bin correlations on the result. The form of Eq. (1) allows the unfolding to account for correlations between the 0p and Np channels [22]. An additional smearing matrix, A_C , that captures the bias induced by regularization is also obtained in the unfolding. Cross section predictions should be multiplied by A_C when compared to the unfolded result. The extracted cross sections, A_C , and V_S which is obtained via blockwise unfolding to preserve intervariable correlations [22,40], can be found in the Supplemental Material [41].

Monte Carlo (MC) simulations are used to estimate R and part of B . The neutrino flux is modeled with the GEANT4 simulation of the BNB from MiniBooNE [26,42]. Neutrino-argon interactions are simulated with the G18_10a_02_11a configuration of the GENIE v3.0.6 event generator [43] tuned to ν_μ CC data without final state pions from T2K [44] by reweighting based on two CC quasielastic and CC meson-exchange-current parameters [45]. The resulting prediction is referred to as the ‘‘MicroBooNE Tune.’’ Final state particles are propagated through a detector simulation using the GEANT4 toolkit v4_10_3_03c [42] and processed using the LArSoft [46] framework. The simulated TPC and PMT waveforms are overlaid on beam-off data to provide

an accurate description of cosmic ray activity. These overlaid MC samples are processed like real data and used to estimate R and B .

Uncertainties are estimated with covariance matrices calculated from a multi-universe approach as in [22]. The total covariance matrix, $V^{\text{sys}} = V_{\text{flux}} + V_{\text{reint}} + V_{\text{xs}} + V_{\text{det}} + V_{\text{MC}}^{\text{stat}} + V_{\text{dirt}} + V_{\text{POT}} + V_{\text{Target}} + V_{\text{rw}}$, is given by the sum of the covariance matrices calculated for each systematic uncertainty described below.

Uncertainty in the neutrino flux [26] is contained in V_{flux} . The flux contributes 5%–10% uncertainty to the cross section results and is often the dominant systematic for the Np cross section measurements. Neutrino-argon cross section uncertainties are accounted for in V_{xs} [45] and contribute $\sim 5\%$ uncertainty. In V_{reint} , uncertainties on reinteractions of final state particles outside the nucleus are accounted for. These are estimated using the GEANT4REWEIGHT [47] package and are relatively small except at high K_p where reinteractions occur for $> 75\%$ of protons. The flux, cross section, and reinteraction uncertainties are estimated with the multi-sim technique [48].

Detector response uncertainties [49] are contained in V_{det} . These are the biggest sources of uncertainty for 0p events, typically ranging from 5%–15% compared to $\sim 5\%$ for Np, and are larger at high energies and backward scattering angles. To evaluate these uncertainties, a detector model parameter is varied by 1σ and bootstrapping is used to estimate the impact of this variation and form V_{det} [20,22]. A Gaussian process regression smoothing algorithm [50–52] is implemented to prevent an overestimation of detector systematics due to statistical fluctuations [19,22].

Flat 50%, 2%, and 1% uncertainties on neutrino interactions outside the detector, POT counting, and the number of target nuclei are contained in V_{dirt} , V_{POT} , and V_{Target} , respectively. Their impact on the extracted cross sections is small.

A data-driven model validation procedure is employed to detect mismodeling that may bias the extracted cross section results. As described in [22], this relies on the conditional constraint formalism [53] to increase the stringency of the validation. These constraints leverage correlations between variables and channels arising from shared physics modeling to update the model prediction and reduce its uncertainties based on data observations. The unfolding does not utilize these constraints; they are only for model validation. To be validated, the model is required to describe the data at the 2σ level. This is evaluated with χ^2 goodness of fit (GOF) tests interpreted by using the number of degrees of freedom, ndf , which corresponds to the number of bins, to obtain p -values.

A kinematic variable that is relatively well understood and reconstructed can be validated by directly comparing the model prediction to the data in the phase space relevant to the unfolding. The muon kinematics for events fully contained (FC) within the detector fit this criteria, and are

validated with a GOF test on the E_μ^{rec} distributions in $\cos\theta_\mu^{\text{rec}}$ slices used for the cross section extraction. These tests yield p -values of 0.45 and 0.98 for the 0p and Np distributions, respectively. The model passes validation in these tests. For the partially contained (PC) muon kinematics, the modeling of activity outside the active detector volume, which cannot be reconstructed, must also be validated. This is done by using the 0p and Np FC muon kinematics to constrain the PC distributions. These tests, found in the Supplemental Material of [22], result in p -values of 0.84 for 0p and 0.99 for Np. This indicates that the overall model adequately describes the 0p and Np E_μ^{rec} distributions in $\cos\theta_\mu^{\text{rec}}$ slices for PC events.

When the K_p^{rec} distribution is constrained by the 0p and Np muon kinematics the resulting p -value is 3×10^{-5} , indicating that the model is unable to describe the observed proton kinematics. The discrepancy appears at low K_p^{rec} where modeling becomes challenging due to the prominence of FSI and nuclear effects. Appropriate uncertainties on K_p^{rec} are important for the K_p differential cross section measurement and the split into 0p and Np subchannels. Thus, this shortcoming of the model motivates expanding the uncertainties to mitigate the possibility of extracting biased results. The additional uncertainty was obtained empirically by estimating a true K_p distribution for FC signal events passing the generic neutrino selection by unfolding the FC K_p^{rec} data using the constrained prediction and only statistical uncertainties. The ratio of the unfolded distribution to the constrained signal prediction defines a reweighting function. This is applied to all $\nu_\mu\text{CC}$ signal events and is treated as a 1σ deviation from the original prediction due to a cross section effect allowing V_{rw} to be calculated identically to V_{xs} [22]. Including V_{rw} reduces the p -value for the K_p^{rec} distribution to 0.82 after constraint, enabling the extraction of the desired cross sections.

The extracted nominal flux-averaged cross sections are compared to event generator predictions from GENIEv3.0.6G18_10a_02_11a (GENIE) [43], the MicroBooNE tune GENIE configuration (μBooNE tune) [45], NuWro21.02 (NuWro) [54], GiBUU 2023 (GiBUU) [55], and NEUT 5.4.0.1 (NEUT) [56]. These were processed with NUISANCE [57], do not include theoretical uncertainties, and are smeared with A_C obtained from unfolding. Agreement between the data and each prediction is quantified by χ^2/ndf values calculated with uncertainties according to V_S and ndf corresponding to the number of bins.

The double-differential $\cos\theta_\mu$ and E_μ cross section results are shown in Fig. 1 as a function of bin index, which are in angular slices ranging from backwards on the left to forward on the right and increasing in energy along each slice. Binning details are in the Supplemental Material [41]. In all three channels, the generators tend to

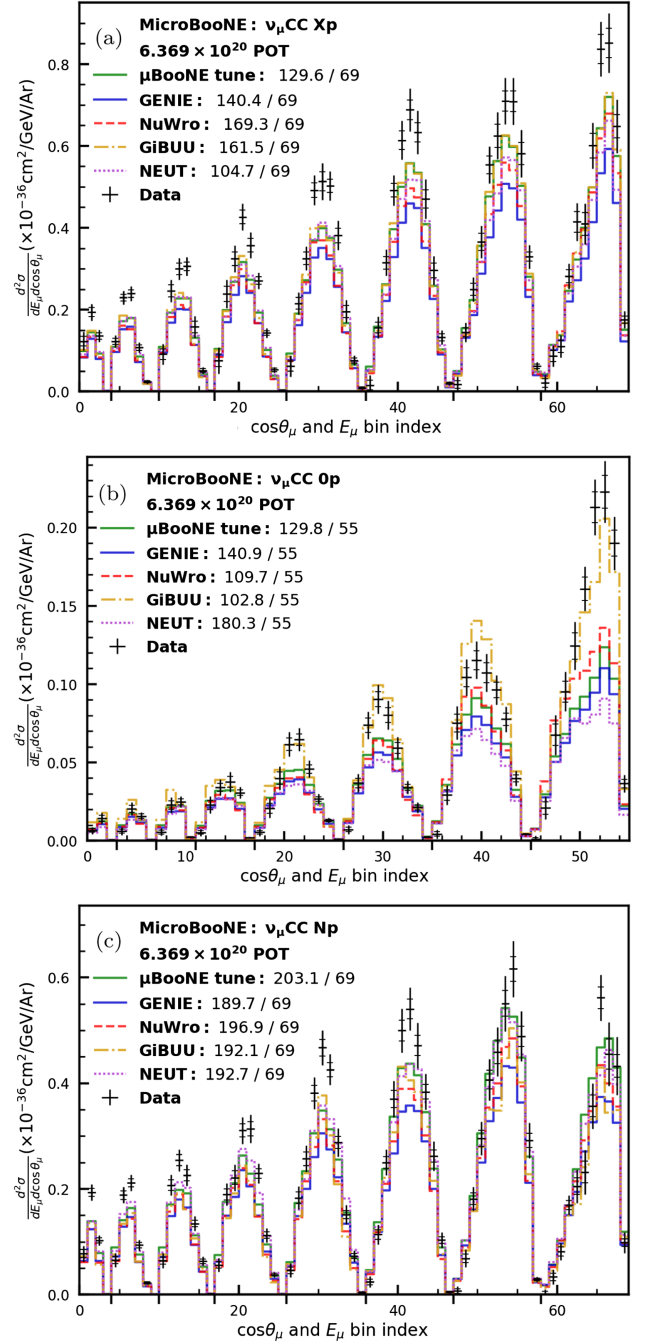


FIG. 1. The unfolded double-differential $\cos\theta_\mu$ and E_μ cross section for the $\nu_\mu\text{CC}$ channel. The bins are in angular slices indicated by the downwards ticks on the x axis; their edges are $\{-1, -0.5, 0, 0.3, 0.5, 0.7, 0.8, 0.9, 1\}$. The bins increase in energy along each slice. Binning details are in the Supplemental Material [41]. The inclusive Xp result is shown in (a) and the simultaneously extracted 0p and Np results are shown in (b) and (c), respectively. The inner (outer) error bars represent the data statistical (total) uncertainty. Generator predictions correspond to the colored lines with χ^2/ndf displayed in the legend. These predictions are smeared with A_C obtained in the unfolding.

underpredict the peak of the E_μ distribution, with the only exception being for GiBUU in the Op channel, where its prediction shows good normalization agreement around the peak.

Figure 1(a) shows the fully inclusive Xp result. The χ^2 values indicate that NEUT best describes this data. The Op result is shown in Fig. 1(b). At forward angles, GiBUU describes this result better than the other generators, which significantly underpredict the cross section. Agreement at backwards angles is more comparable, but GiBUU still has the lowest χ^2/ndf over all bins. NEUT, though offering the best description of the inclusive channel, shows the largest discrepancy with the Op data. Figure 1(c) shows the Np result. The χ^2 values for Np are comparable between the different generators. Simultaneously extracting the Op and Np cross sections allows the results to be examined concurrently with a χ^2 calculated across all bins. These χ^2/ndf values are: 287.5/124 for the μ BooNE tune, 266.3/124 for GENIE, 263.7/124 for NuWro, 298.8/124 for NEUT, and 249.8/124 for GiBUU. These indicate that GiBUU best describes the data when the proton content of the hadronic final state is examined in more detail.

The differential cross section for the inclusive channel as a function of K_p is shown in Fig. 2. The first bin extends from 0–35 MeV and includes events without a final state proton; it is equivalent to the Op signal definition. The generator predictions diverge at low energies, particularly, for the Op bin where only GiBUU is able to describe the data. This gives GiBUU the lowest χ^2 despite its underprediction of the data at moderate-to-high energies. Similar underprediction is seen for GENIE and NuWro in this region. NEUT and the μ BooNE tune describe moderate-to-high energies well, but NEUT also significantly underpredicts the Op bin, increasing its χ^2 .

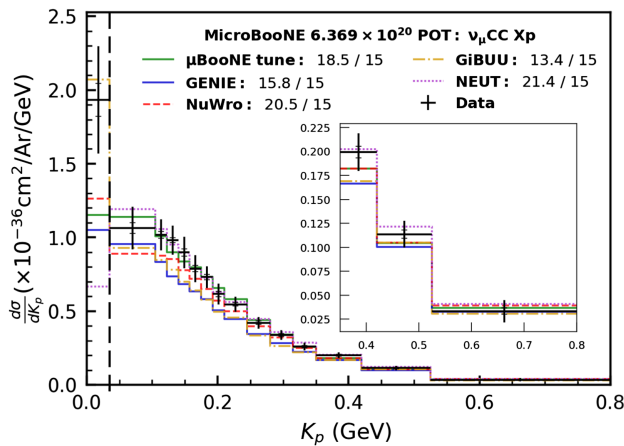


FIG. 2. The unfolded differential cross section for the inclusive ν_μ CC channel as a function of the leading proton’s kinetic energy. The dashed line indicates the 35 MeV tracking threshold, below which is a single bin that includes events without protons. The inset magnifies the last three bins. See Fig. 1 for style details.

Comparing the Op and Np results to the Xp result in Fig. 1 demonstrates how a model that does well for inclusive scattering may not also be able to describe the hadronic final state. NEUT stands out in its relatively good description of Xp but not of Op due to a significant underprediction of the Op cross section. This is possibly attributable to the way NEUT treats binding energy for nucleon FSI. NEUT assigns nucleons an effective mass when propagating them through the nucleus and only allows interactions if the total energy is twice the energy of the free nucleon mass [56]. This reduces the strength of FSI for low energy nucleons [17] leading to a sharp drop-off in the cross section at low K_p and the low Op cross section prediction that agrees poorly with the data.

Unlike NEUT, GiBUU describes the data relatively well when the ν_μ CC channel is split into final states with and without protons. This can possibly be attributed to its implementation of FSI with a transport model, which includes a binding potential that treats “target” and “ejected” nucleons identically. The “ejected” nucleons are propagated on realistic trajectories through the residual nucleus according to a potential consistent with the initial interaction [55,58]. This is absent in other generators, which propagate ejected nucleons on straight lines and decouple the initial interaction from the FSI. After the initial interaction, an outgoing nucleon may repeatedly collide with other nucleons, depleting the initial nucleon of its energy and shifting the K_p distribution towards smaller values [17,58–61]. It is plausible that the more self-consistent treatment of FSI in GiBUU better captures this effect. This hypothesis is consistent with the way GiBUU better describes the Op final states in Fig. 1, and has the only prediction that mirrors the sharp peak in the data at the lowest K_p in Fig. 2. Additional Op and Np results in [22] and measurements of transverse kinematic imbalance variables [62] sensitive to FSI modeling in [63,64] support this hypothesis. Of course, different modeling of the initial neutrino-nucleon interaction could also play a role, especially given that none of the generators adequately describe the inclusive measurement shown in Fig. 1(a).

In summary, we report differential cross-section measurements of the ν_μ CC channel that probe the phase space of lepton and hadronic kinematics. An underprediction of the cross section for final states without protons is observed for all event generator predictions except GiBUU, which offers a significantly better description of the data possibly due to its more sophisticated treatment of final state interactions. These measurements provide new information to stimulate further improvement of models and generators to match the precision required for future neutrino oscillation measurements and beyond the standard model searches.

Acknowledgments—This document was prepared by the MicroBooNE Collaboration using the resources of the

Fermi National Accelerator Laboratory (Fermilab), a U.S. Department of Energy, Office of Science, HEP User Facility. Fermilab is managed by Fermi Research Alliance, LLC (FRA), acting under Contract No. DE-AC02-07CH11359. MicroBooNE is supported by the following: the U.S. Department of Energy, Office of Science, Offices of High Energy Physics and Nuclear Physics; the U.S. National Science Foundation; the Swiss National Science Foundation; the Science and Technology Facilities Council (STFC), part of the United Kingdom Research and Innovation; the Royal Society (United Kingdom); the UK Research and Innovation (UKRI) Future Leaders Fellowship; and the NSF AI Institute for Artificial Intelligence and Fundamental Interactions. Additional support for the laser calibration system and cosmic ray tagger was provided by the Albert Einstein Center for Fundamental Physics, Bern, Switzerland. We also acknowledge the contributions of technical and scientific staff to the design, construction, and operation of the MicroBooNE detector as well as the contributions of past collaborators to the development of MicroBooNE analyses, without whom this work would not have been possible.

-
- [1] M. Tanabashi *et al.* (Particle Data Group), Review of particle physics, *Phys. Rev. D* **98**, 030001 (2018).
- [2] X. Qian and P. Vogel, Neutrino mass hierarchy, *Prog. Part. Nucl. Phys.* **83**, 1 (2015).
- [3] M. A. Acero *et al.* (NO ν A Collaboration), Improved measurement of neutrino oscillation parameters by the NO ν A experiment, *Phys. Rev. D* **106**, 032004 (2022).
- [4] K. Abe *et al.* (T2K Collaboration), Improved constraints on neutrino mixing from the T2K experiment with 3.13×10^{21} protons on target, *Phys. Rev. D* **103**, 112008 (2021).
- [5] B. Abi *et al.* (DUNE Collaboration), Long-baseline neutrino oscillation physics potential of the DUNE experiment, *Eur. Phys. J. C* **80**, 978 (2020).
- [6] R. Acciarri *et al.*, A proposal for a three detector short-baseline neutrino oscillation program in the Fermilab booster neutrino beam, [arXiv:1503.01520](https://arxiv.org/abs/1503.01520).
- [7] C. Rubbia, The liquid-argon time projection chamber: A new concept for neutrino detectors, CERN Technical Report No. CERN-EP-INT-77-8, 1977.
- [8] H. H. Chen *et al.*, A Neutrino detector sensitive to rare processes. I. A study of neutrino electron reactions, FNAL Technical Report No. FERMILAB-PROPOSAL-0496, 1976.
- [9] W. Willis and V. Radeka, Liquid-argon ionization chambers as total-absorption detectors, *Nucl. Instrum. Methods Phys. Res., Sect. A* **120**, 221 (1974).
- [10] D. R. Nygren, The time projection chamber: A new 4π detector for charged particles, Technical Report No. PEP-0144, SLAC, 1974.
- [11] F. Cavanna, A. Ereditato, and B. T. Fleming, Advances in liquid argon detectors, *Nucl. Instrum. Methods Phys. Res., Sect. A* **907**, 1 (2018).
- [12] L. Alvarez-Ruso *et al.*, NuSTEC white paper: Status and challenges of neutrino–nucleus scattering, *Prog. Part. Nucl. Phys.* **100**, 1 (2018).
- [13] S. Nagu *et al.*, Impact of cross-sectional uncertainties on DUNE sensitivity due to nuclear effects, *Nucl. Phys.* **B951**, 114888 (2020).
- [14] J. A. Formaggio and G. P. Zeller, From eV to EeV: Neutrino cross sections across energy scales, *Rev. Mod. Phys.* **84**, 1307 (2012).
- [15] J. Nieves, J. E. Amaro, and M. Valverde, Inclusive quasi-elastic charged-current neutrino-nucleus reactions, *Phys. Rev. C* **70**, 055503 (2004).
- [16] J. W. Van Orden and T. W. Donnelly, Nuclear theory and event generators for charge-changing neutrino reactions, *Phys. Rev. C* **100**, 044620 (2019).
- [17] S. Dytman *et al.*, Comparison of validation methods of simulations for final state interactions in hadron production experiments, *Phys. Rev. D* **104**, 053006 (2021).
- [18] P. Abratenko *et al.* (MicroBooNE Collaboration), First measurement of energy-dependent inclusive muon neutrino charged-current cross sections on argon with the MicroBooNE detector, *Phys. Rev. Lett.* **128**, 151801 (2022).
- [19] P. Abratenko *et al.* (MicroBooNE Collaboration), Measurement of triple-differential inclusive muon-neutrino charged-current cross section on argon with the MicroBooNE detector, [arXiv:2307.06413](https://arxiv.org/abs/2307.06413).
- [20] P. Abratenko *et al.* (MicroBooNE Collaboration), Search for an anomalous excess of inclusive charged-current ν_e interactions in the MicroBooNE experiment using Wire-Cell reconstruction, *Phys. Rev. D* **105**, 112005 (2022).
- [21] K. Abe *et al.* (T2K Collaboration), Characterization of nuclear effects in muon-neutrino scattering on hydrocarbon with a measurement of final-state kinematics and correlations in charged-current pionless interactions at T2K, *Phys. Rev. D* **98**, 032003 (2018).
- [22] P. Abratenko *et al.* (MicroBooNE Collaboration), companion paper, Inclusive cross section measurements in final states with and without protons for charged-current ν_μ -Ar scattering in MicroBooNE, *Phys. Rev. D* **110**, 013006 (2024).
- [23] P. Abratenko *et al.* (MicroBooNE Collaboration), Search for an anomalous excess of charged-current ν_e interactions without pions in the final state with the MicroBooNE experiment, *Phys. Rev. D* **105**, 112004 (2022).
- [24] P. Abratenko *et al.* (MicroBooNE Collaboration), Differential cross section measurement of charged current ν_e interactions without final-state pions in MicroBooNE, *Phys. Rev. D* **106**, L051102 (2022).
- [25] R. Acciarri *et al.* (MicroBooNE Collaboration), Design and construction of the MicroBooNE detector, *J. Instrum.* **12**, P02017 (2017).
- [26] A. A. Aguilar-Arevalo *et al.* (MiniBooNE Collaboration), Neutrino flux prediction at MiniBooNE, *Phys. Rev. D* **79**, 072002 (2009).
- [27] X. Qian *et al.*, Three-dimensional imaging for large LArTPCs, *J. Instrum.* **13**, P05032 (2018).
- [28] R. Acciarri *et al.* (MicroBooNE Collaboration), Noise characterization and filtering in the MicroBooNE liquid argon TPC, *J. Instrum.* **12**, P08003 (2017).

- [29] C. Adams *et al.* (MicroBooNE Collaboration), Ionization electron signal processing in single phase LArTPCs. Part I. Algorithm description and quantitative evaluation with MicroBooNE simulation, *J. Instrum.* **13**, P07006 (2018).
- [30] C. Adams *et al.* (MicroBooNE Collaboration), Ionization electron signal processing in single phase LArTPCs. Part II. Data/simulation comparison and performance in MicroBooNE, *J. Instrum.* **13**, P07007 (2018).
- [31] P. Abratenko *et al.* (MicroBooNE Collaboration), Wire-cell 3D pattern recognition techniques for neutrino event reconstruction in large LArTPCs: Algorithm description and quantitative evaluation with MicroBooNE simulation, *J. Instrum.* **17**, P01037 (2022).
- [32] P. Abratenko *et al.* (MicroBooNE Collaboration), Neutrino event selection in the MicroBooNE liquid argon time projection chamber using Wire-Cell 3D imaging, clustering, and charge-light matching, *J. Instrum.* **16**, P06043 (2021).
- [33] B. Graham, M. Engelcke, and L. van der Maaten, 3D semantic segmentation with submanifold sparse convolutional networks, in *Proceedings of the 2018 IEEE/CVF Conference on Computer Vision and Pattern Recognition* (2018), pp. 9224–9232, [10.1109/CVPR.2018.00961](https://doi.org/10.1109/CVPR.2018.00961).
- [34] PSTAR at NIST: <https://physics.nist.gov/PhysRefData/Star/Text/PSTAR.html>.
- [35] C. Adams *et al.* (MicroBooNE Collaboration), Calibration of the charge and energy loss per unit length of the MicroBooNE liquid argon time projection chamber using muons and protons, *J. Instrum.* **15**, P03022 (2020).
- [36] P. Abratenko *et al.* (MicroBooNE Collaboration), Cosmic ray background rejection with Wire-Cell LArTPC event reconstruction in the MicroBooNE detector, *Phys. Rev. Appl.* **15**, 064071 (2021).
- [37] T. Chen and C. Guestrin, XGBoost: A scalable tree boosting system, in *Proceedings of the 22nd ACM SIGKDD International Conference on Knowledge Discovery and Data Mining* (2016), pp. 785–794, [10.1145/2939672.2939785](https://doi.org/10.1145/2939672.2939785).
- [38] W. Tang *et al.*, Data unfolding with Wiener-SVD method, *J. Instrum.* **12**, P10002 (2017).
- [39] L. Koch and S. Dolan, Treatment of flux shape uncertainties in unfolded, flux-averaged neutrino cross-section measurements, *Phys. Rev. D* **102**, 113012 (2020).
- [40] S. Gardiner, Mathematical methods for neutrino cross-section extraction, [arXiv:2401.04065](https://arxiv.org/abs/2401.04065).
- [41] See Supplemental Material at <http://link.aps.org/supplemental/10.1103/PhysRevLett.133.041801> for the data release, efficiencies, additional single-differential cross section results, the contribution of uncertainties by systematic type for each extracted cross section, and fake data studies. The supplemental material of [22] provides additional details.
- [42] S. Agostinelli *et al.*, Geant4—a simulation toolkit, *Nucl. Instrum. Methods Phys. Res., Sect. A* **506**, 250 (2003).
- [43] L. Alvarez-Ruso *et al.* (GENIE Collaboration), Recent highlights from GENIE v3, *Eur. Phys. J. Spec. Top.* **230**, 4449 (2021).
- [44] K. Abe *et al.* (T2K Collaboration), Measurement of double-differential muon neutrino charged-current interactions on C_8H_8 without pions in the final state using the T2K off-axis beam, *Phys. Rev. D* **93**, 112012 (2016).
- [45] P. Abratenko *et al.* (MicroBooNE Collaboration), New CC0 π GENIE model tune for MicroBooNE, *Phys. Rev. D* **105**, 072001 (2022).
- [46] E. Snider and G. Petrillo, LArSoft: Toolkit for simulation, reconstruction and analysis of liquid argon TPC neutrino detectors, *J. Phys. Conf. Ser.* **898**, 042057 (2017).
- [47] J. Calcutt, C. Thorpe, K. Mahn, and L. Fields, GEANT4REWEIGHT: A framework for evaluating and propagating hadronic interaction uncertainties in Geant4, *J. Instrum.* **16**, P08042 (2021).
- [48] B. P. Roe, Statistical errors in Monte Carlo estimates of systematic errors, *Nucl. Instrum. Methods Phys. Res., Sect. A* **570**, 159 (2007).
- [49] P. Abratenko *et al.* (MicroBooNE Collaboration), Novel approach for evaluating detector-related uncertainties in a LArTPC using MicroBooNE data, *Eur. Phys. J. C* **82**, 454 (2022).
- [50] M. Frate *et al.*, Modeling smooth backgrounds and generic localized signals with Gaussian processes, [arXiv:1709.05681](https://arxiv.org/abs/1709.05681).
- [51] L. Li, N. Nayak, J. Bian, and P. Baldi, Efficient neutrino oscillation parameter inference using Gaussian processes, *Phys. Rev. D* **101**, 012001 (2020).
- [52] C. E. Rasmussen and C. K. I. Williams, *Gaussian Processes for Machine Learning* (The MIT Press, Cambridge, MA, 2005), [10.7551/mitpress/3206.001.0001](https://doi.org/10.7551/mitpress/3206.001.0001).
- [53] M. L. Eaton, *Multivariate Statistics: a Vector Space Approach* (John Wiley and Sons, New York, 1983), pp. 116–117.
- [54] T. Golan, J. Sobczyk, and J. Żmuda, NuWro: The Wrocław Monte Carlo generator of neutrino interactions, *Nucl. Phys. B, Proc. Suppl.* **229–232**, 499 (2012).
- [55] O. Buss *et al.*, Transport-theoretical description of nuclear reactions, *Phys. Rep.* **512**, 1 (2012).
- [56] Y. Hayato and L. Pickering, The NEUT neutrino interaction simulation program library, *Eur. Phys. J. Spec. Top.* **230**, 4469 (2021).
- [57] P. Stowell *et al.*, NUISANCE: A neutrino cross-section generator tuning and comparison framework, *J. Instrum.* **12**, P01016 (2017).
- [58] U. Mosel, Neutrino event generators: Foundation, status and future, *J. Phys. G* **46**, 113001 (2019).
- [59] U. Mosel, O. Lalakulich, and K. Gallmeister, Reaction mechanisms at MINER ν A, *Phys. Rev. D* **89**, 093003 (2014).
- [60] K. Niewczas and J. T. Sobczyk, Nuclear transparency in Monte Carlo neutrino event generators, *Phys. Rev. C* **100**, 015505 (2019).
- [61] O. Lalakulich, K. Gallmeister, and U. Mosel, Many-body interactions of neutrinos with nuclei: Observables, *Phys. Rev. C* **86**, 014614 (2012).
- [62] X. G. Lu and other, Measurement of nuclear effects in neutrino interactions with minimal dependence on neutrino energy, *Phys. Rev. C* **94**, 015503 (2016).
- [63] P. Abratenko *et al.* (MicroBooNE Collaboration), Multi-differential cross section measurements of ν_μ -argon quasi-elasticlike reactions with the MicroBooNE detector, *Phys. Rev. D* **108**, 053002 (2023).
- [64] P. Abratenko *et al.*, First double-differential measurement of kinematic imbalance in neutrino interactions with the MicroBooNE detector, *Phys. Rev. Lett.* **131**, 101802 (2023).