

Search for Heavy Neutral Leptons in Electron-Positron and Neutral-Pion Final States with the MicroBooNE Detector

P. Abratenko,³⁸ O. Alterkait,³⁸ D. Andrade Aldana,¹⁵ L. Arellano,²¹ J. Asaadi,³⁷ A. Ashkenazi,³⁵ S. Balasubramanian,¹² B. Baller,¹² G. Barr,²⁸ D. Barrow,²⁸ J. Barrow,^{22,35} V. Basque,¹² O. Benevides Rodrigues,¹⁵ S. Berkman,^{12,24} A. Bhandari,²¹ A. Bhat,⁷ M. Bhattacharya,¹² M. Bishai,³ A. Blake,¹⁸ B. Bogart,²³ T. Bolton,¹⁷ J. Y. Book,¹⁴ M. B. Brunetti,⁴¹ L. Camilleri,¹⁰ Y. Cao,²¹ D. Caratelli,⁴ F. Cavanna,¹² G. Cerati,¹² A. Chappell,⁴¹ Y. Chen,³¹ J. M. Conrad,²² M. Convery,³¹ L. Cooper-Troendle,²⁹ J. I. Crespo-Anadón,⁶ R. Cross,⁴¹ M. Del Tutto,¹² S. R. Dennis,⁵ P. Detje,⁵ A. Devitt,¹⁸ R. Diurba,² Z. Djurcic,¹ R. Dorrill,¹⁵ K. Duffy,²⁸ S. Dytman,²⁹ B. Eberly,³³ P. Englezos,³⁰ A. Ereditato,^{7,12} J. J. Evans,²¹ R. Fine,¹⁹ O. G. Finnerud,²¹ W. Foreman,¹⁵ B. T. Fleming,⁷ D. Franco,⁷ A. P. Furmanski,²⁵ F. Gao,⁴ D. Garcia-Gamez,¹³ S. Gardiner,¹² G. Ge,¹⁰ S. Gollapinni,¹⁹ E. Gramellini,²¹ P. Green,²⁸ H. Greenlee,¹² L. Gu,¹⁸ W. Gu,³ R. Guenette,²¹ P. Guzowski,²¹ L. Hagaman,⁷ O. Hen,²² C. Hilgenberg,²⁵ G. A. Horton-Smith,¹⁷ Z. Imani,³⁸ B. Irwin,²⁵ M. Ismail,²⁹ C. James,¹² X. Ji,²⁶ J. H. Jo,³ R. A. Johnson,⁸ Y.-J. Jwa,¹⁰ D. Kalra,¹⁰ N. Kamp,²² G. Karagiorgi,¹⁰ W. Ketchum,¹² M. Kirby,¹² T. Kobilarcik,¹² I. Kreslo,² M. B. Leibovitch,⁴ I. Lepetic,³⁰ J.-Y. Li,¹¹ K. Li,⁴² Y. Li,³ K. Lin,³⁰ B. R. Littlejohn,¹⁵ H. Liu,³ W. C. Louis,¹⁹ X. Luo,⁴ C. Mariani,⁴⁰ D. Marsden,²¹ J. Marshall,⁴¹ N. Martinez,¹⁷ D. A. Martinez Caicedo,³² S. Martynenko,³ A. Mastbaum,³⁰ I. Mawby,⁴¹ N. McConkey,³⁹ V. Meddage,¹⁷ J. Micallef,^{22,38} K. Miller,⁷ A. Mogan,⁹ T. Mohayai,^{12,16} M. Mooney,⁹ A. F. Moor,⁵ C. D. Moore,¹² L. Mora Lepin,²¹ M. M. Moudgalya,²¹ S. Mullerriababu,² D. Naples,²⁹ A. Navrer-Agasson,²¹ N. Nayak,³ M. Nebot-Guinot,¹¹ J. Nowak,¹⁸ N. Oza,¹⁰ O. Palamara,¹² N. Pallat,²⁵ V. Paolone,²⁹ A. Papadopoulou,¹ V. Papavassiliou,²⁷ H. B. Parkinson,¹¹ S. F. Pate,²⁷ N. Patel,¹⁸ Z. Pavlovic,¹² E. Piasetzky,³⁵ I. Pophale,¹⁸ X. Qian,³ J. L. Raaf,¹² V. Radeka,³ A. Rafique,¹ M. Reggiani-Guzzo,^{11,21} L. Ren,²⁷ L. Rochester,³¹ J. Rodriguez Rondon,³² M. Rosenberg,³⁸ M. Ross-Lonergan,¹⁹ C. Rudolf von Rohr,² I. Safa,¹⁰ G. Scanavini,⁴² D. W. Schmitz,⁷ A. Schukraft,²¹ W. Seligman,¹⁰ M. H. Shaevitz,¹⁰ R. Sharankova,¹² J. Shi,⁵ E. L. Snider,¹² M. Soderberg,³⁴ S. Söldner-Rembold,²¹ J. Spitz,²³ M. Stancari,¹² J. St. John,¹² T. Strauss,¹² A. M. Szelc,¹¹ W. Tang,³⁶ N. Taniuchi,⁵ K. Terao,³¹ C. Thorpe,^{18,21} D. Torbunov,³ D. Totani,⁴ M. Touns,¹² Y.-T. Tsai,³¹ J. Tyler,¹⁷ M. A. Uchida,⁵ T. Usher,³¹ B. Viren,³ M. Weber,² H. Wei,²⁰ A. J. White,⁷ S. Wolbers,¹² T. Wongjirad,³⁸ M. Wospakrik,¹² K. Wresilo,⁵ W. Wu,²⁹ E. Yandel,⁴ T. Yang,¹² L. E. Yates,¹² H. W. Yu,³ G. P. Zeller,¹² J. Zennamo,¹² and C. Zhang³

(MicroBooNE Collaboration)*

¹Argonne National Laboratory (ANL), Lemont, Illinois 60439, USA

²Universität Bern, Bern CH-3012, Switzerland

³Brookhaven National Laboratory (BNL), Upton, New York 11973, USA

⁴University of California, Santa Barbara, California 93106, USA

⁵University of Cambridge, Cambridge CB3 0HE, United Kingdom

⁶Centro de Investigaciones Energéticas, Medioambientales y Tecnológicas (CIEMAT), Madrid E-28040, Spain

⁷University of Chicago, Chicago, Illinois 60637, USA

⁸University of Cincinnati, Cincinnati, Ohio 45221, USA

⁹Colorado State University, Fort Collins, Colorado 80523, USA

¹⁰Columbia University, New York, New York 10027, USA

¹¹University of Edinburgh, Edinburgh EH9 3FD, United Kingdom

¹²Fermi National Accelerator Laboratory (FNAL), Batavia, Illinois 60510, USA

¹³Universidad de Granada, Granada E-18071, Spain

¹⁴Harvard University, Cambridge, Massachusetts 02138, USA

¹⁵Illinois Institute of Technology (IIT), Chicago, Illinois 60616, USA

¹⁶Indiana University, Bloomington, Indiana 47405, USA

¹⁷Kansas State University (KSU), Manhattan, Kansas 66506, USA

¹⁸Lancaster University, Lancaster LA1 4YW, United Kingdom

¹⁹Los Alamos National Laboratory (LANL), Los Alamos, New Mexico 87545, USA

²⁰Louisiana State University, Baton Rouge, Louisiana 70803, USA

²¹The University of Manchester, Manchester M13 9PL, United Kingdom

²²Massachusetts Institute of Technology (MIT), Cambridge, Massachusetts 02139, USA

²³University of Michigan, Ann Arbor, Michigan 48109, USA

²⁴Michigan State University, East Lansing, Michigan 48824, USA

- ²⁵University of Minnesota, Minneapolis, Minnesota 55455, USA
²⁶Nankai University, Nankai District, Tianjin 300071, China
²⁷New Mexico State University (NMSU), Las Cruces, New Mexico 88003, USA
²⁸University of Oxford, Oxford OX1 3RH, United Kingdom
²⁹University of Pittsburgh, Pittsburgh, Pennsylvania 15260, USA
³⁰Rutgers University, Piscataway, New Jersey 08854, USA
³¹SLAC National Accelerator Laboratory, Menlo Park, California 94025, USA
³²South Dakota School of Mines and Technology (SDSMT), Rapid City, South Dakota 57701, USA
³³University of Southern Maine, Portland, Maine 04104, USA
³⁴Syracuse University, Syracuse, New York 13244, USA
³⁵Tel Aviv University, Tel Aviv, Israel, 69978
³⁶University of Tennessee, Knoxville, Tennessee 37996, USA
³⁷University of Texas, Arlington, Texas 76019, USA
³⁸Tufts University, Medford, Massachusetts 02155, USA
³⁹University College London, London WC1E 6BT, United Kingdom
⁴⁰Center for Neutrino Physics, Virginia Tech, Blacksburg, Virginia 24061, USA
⁴¹University of Warwick, Coventry CV4 7AL, United Kingdom
⁴²Wright Laboratory, Department of Physics, Yale University, New Haven, Connecticut 06520, USA



(Received 12 October 2023; accepted 30 November 2023; published 22 January 2024)

We present the first search for heavy neutral leptons (HNLs) decaying into νe^+e^- or $\nu\pi^0$ final states in a liquid-argon time projection chamber using data collected with the MicroBooNE detector. The data were recorded synchronously with the NuMI neutrino beam from Fermilab's main injector corresponding to a total exposure of 7.01×10^{20} protons on target. We set upper limits at the 90% confidence level on the mixing parameter $|U_{\mu 4}|^2$ in the mass ranges $10 \leq m_{\text{HNL}} \leq 150$ MeV for the νe^+e^- channel and $150 \leq m_{\text{HNL}} \leq 245$ MeV for the $\nu\pi^0$ channel, assuming $|U_{e4}|^2 = |U_{\tau 4}|^2 = 0$. These limits represent the most stringent constraints in the mass range $35 < m_{\text{HNL}} < 175$ MeV and the first constraints from a direct search for $\nu\pi^0$ decays.

DOI: [10.1103/PhysRevLett.132.041801](https://doi.org/10.1103/PhysRevLett.132.041801)

Heavy neutral leptons (HNLs) appear in minimal extensions of the standard model (SM) that can explain the origin of neutrino masses, the generation of the baryon asymmetry through leptogenesis, and the nature of dark matter [1]. They are introduced through an extension of the Pontecorvo-Maki-Nakagawa-Sakata (PMNS) matrix by adding heavy mass eigenstates that mix very weakly with the three active neutrino states. For a single HNL state, the extended PMNS matrix has the dimension 4×4 , which leads to four new parameters: the HNL mass m_{HNL} and three mixing parameters $|U_{\alpha 4}|^2$ with $\alpha = e, \mu, \text{ or } \tau$. The HNL production and decay rates are suppressed by the elements $|U_{\alpha 4}|^2$ through mixing-mediated interactions with SM gauge bosons. A vibrant experimental program is dedicated to searching for HNLs and other feebly interacting particles [2].

Here, we use data recorded with the MicroBooNE detector to perform a search for HNLs decaying to νe^+e^- or $\nu\pi^0$ final states. The MicroBooNE detector [3] is one of

the three liquid-argon time projection chambers (LArTPC) comprising the Fermilab short-baseline neutrino program [4]. The liquid-argon technology provides a powerful tool to search for signatures of physics beyond the SM, as it allows us to fully reconstruct decays through its precision imaging capability. Since the two final states νe^+e^- and $\nu\pi^0$ ($\pi^0 \rightarrow \gamma\gamma$) are topologically very similar, leading to two electromagnetic showers in the LArTPC, the search is performed within a single analysis framework using boosted decision trees (BDTs). This analysis strategy is based on our previous searches for HNL decays to $\mu\pi$ final states [5] and decays of Higgs portal scalars into e^+e^- pairs [6].

The MicroBooNE detector recorded data between 2015 and 2021. It was simultaneously exposed on axis to the booster neutrino beam (BNB) [7] and off axis to the neutrino beam from the main injector (NuMI) [8]. Only NuMI data are used for this search, since the higher average beam energy compared to the BNB leads to a higher kaon rate and, therefore, potentially more HNL production.

We assume that the HNLs are produced in the absorber, made from aluminum, steel, and concrete, which is located ≈ 725 m downstream from the NuMI beam's graphite target and ≈ 104 m from the MicroBooNE detector [8]. The absorber is located downstream of the MicroBooNE detector at the end of the NuMI decay pipe. HNLs

Published by the American Physical Society under the terms of the [Creative Commons Attribution 4.0 International license](https://creativecommons.org/licenses/by/4.0/). Further distribution of this work must maintain attribution to the author(s) and the published article's title, journal citation, and DOI. Funded by SCOAP³.

produced in the absorber would approach the detector in almost the opposite direction to the neutrinos that originate from the NuMI beam target, which significantly improves background rejection [5]. Approximately 13% of the beam protons reach the absorber and produce K^+ mesons that can decay at rest into HNLs through the process $K^+ \rightarrow \mu^+ N$, while most of the K^- mesons are absorbed. If the HNL lifetime is sufficiently long, the HNLs could reach the MicroBooNE detector and decay into SM particles within the argon. The sensitivity of MicroBooNE to this production mechanism has previously been studied in Ref. [9].

The kinematic distributions of the final state particles in the HNL decay depend on m_{HNL} , the kinetic energy of the HNL, and whether the HNL is assumed to be a Dirac or Majorana particle. We encode the production and decay properties of the HNL using the equations in Ref. [10] in a simulation code developed for MicroBooNE’s previous HNL search [5]. We also validated the simulation with a recent implementation of HNL kinematics in the GENIE generator [11]. The branching ratios for $m_{\text{HNL}} < 300$ MeV are shown in Fig. 1. We assume $|U_{e4}|^2 = |U_{\tau4}|^2 = 0$, as $|U_{e4}|^2$ is already severely constrained [2] and $|U_{\tau4}|^2$ is not kinematically accessible. Neglecting the “invisible” decay $N \rightarrow 3\nu$, the decays into $\nu e^+ e^-$ final states dominate for m_{HNL} values below the mass of the π^0 meson, and the $\nu\pi^0$ final states dominate above. We generate samples for different m_{HNL} , and in the $\nu e^+ e^-$ and $\nu\pi^0$ final states, to cover the full range of accessible model parameters.

We use NuMI data corresponding to 7.01×10^{20} protons on target (POT), which were taken in two operating modes: forward horn current (FHC) with 2.00×10^{20} POT (run 1) and reverse horn current (RHC) with 5.01×10^{20} POT (run 3). The two datasets are analyzed separately to account for differences in neutrino flux and detector configuration. We assume equal rates of K^+ production for the two horn polarities [12].

We select a “beam-on” data sample to search for an HNL signal where the event triggers coincide with the NuMI

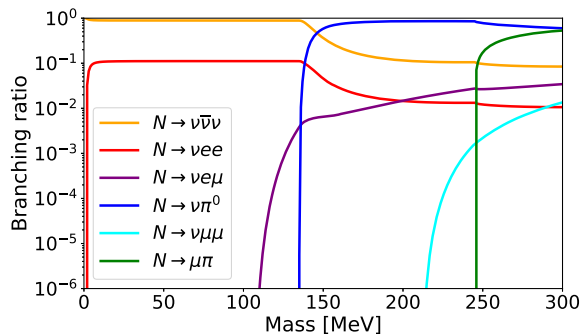


FIG. 1. Branching ratios for Majorana HNL decays with $|U_{\mu4}|^2 > 0$ in the range $0 \leq m_{\text{HNL}} \leq 300$ MeV calculated with the equations in Ref. [10], assuming $|U_{e4}|^2 = |U_{\tau4}|^2 = 0$. Both conjugations of charged leptons are included in the relevant channels.

beam. Such beam-on events are frequently triggered by a cosmic ray and not a neutrino interaction. This type of event is modeled by selecting a “beam-off” sample collected under identical trigger conditions but when no neutrino beam is present. The beam-off sample is normalized to the number of triggers recorded in the beam-on data. Neutrino-induced background from the NuMI beam is modeled using a Monte Carlo (MC) simulation [13], with cosmic rays and noise from data overlaid on the simulation. The “in-cryostat ν ” sample contains interactions of neutrinos with the argon inside the cryostat, and the “out-of-cryostat ν ” sample describes interactions with the detector structure and surrounding material. Both samples are normalized to the numbers of POT of the data sample. An additional data-driven scaling factor is applied to the out-of-cryostat ν sample.

We reconstruct neutrino interactions and cosmic rays within the argon with a chain of pattern-recognition algorithms, implemented using the Pandora software development kit [14,15]. Hits are formed from the waveforms read out by three anode wire planes—two induction planes and one charge collection plane. We then group hits into slices to isolate neutrino interactions and cosmic rays. Slices are reconstructed under both hypotheses, and a support vector machine then calculates a “topological score” to classify slices as either a neutrino interaction or cosmic ray. We select events with exactly one neutrino slice to examine them for candidate HNLs.

“Objects” are then reconstructed either as a track, as expected for a minimum ionizing particle, or a shower, consistent with being an electron or photon. The distinction between tracks and showers is performed using a “track score” that mainly relies on the profile of the charge deposition, the range, and topological information.

The start and end points of all objects associated with the slice must lie within the TPC’s fiducial volume [16], and the fraction of reconstructed hits in the slice contained within the fiducial volume has to be > 0.9 . The energy of all the objects in the slice, E_{sl} , is reconstructed from the charge readout on the TPC’s charge collection plane. We require $E_{\text{sl}} < 500$ MeV, as the energy deposited from the decays of HNLs with a mass $m_{\text{HNL}} < 245$ MeV is expected to be lower than for most beam or cosmic-ray events. We require $E_{\text{sl}} < 500$ MeV, as the decays of HNLs with a mass $m_{\text{HNL}} < 245$ MeV are expected to deposit less energy than most neutrino or cosmic-ray interactions.

Light flashes are reconstructed from the waveforms of an array of 32 photomultiplier tubes (PMTs). We require that the time of the largest flash in a $23 \mu\text{s}$ window surrounding the NuMI beam trigger coincides with the NuMI beam spill of $\approx 10 \mu\text{s}$. A cosmic-ray tagger (CRT) surrounding the cryostat was installed about midway through MicroBooNE operations [17]. If there is a hit recorded by the CRT within $1 \mu\text{s}$ of the flash for the run 3 (RHC) sample, the event is identified as a cosmic ray and is rejected [18]. The CRT is

TABLE I. Numbers of events that remain after preselection normalized to the POT for the two data samples. The percentages are the contributions of each sample to the sum of the background predictions.

Sample POT	Run 1 (FHC)	Run 3 (RHC)
Beam off	3548 (46%)	3597 (33%)
In-cryostat ν	3607 (47%)	6805 (63%)
Out-of-cryostat ν	567 (7%)	464 (4%)
Sum of predictions	7722	10866
Beam on (data)	7598	11282
Data over prediction	0.98	1.04

not used for the run 1 (FHC) dataset, as it was not yet operational at that time. To further reduce cosmic-ray background, we require the “flash match score” to be < 15 . This is calculated as a χ^2 value by comparing the light signals in the PMTs to the expected PMT signals assuming the recorded charge is due to a neutrino interaction.

Table I shows the effect of the preselection requirements for the background samples. The signal efficiency after preselection is $\approx 35\%$ for the different m_{HNL} and final states, while we retain $\approx 4\%$ of the in-cryostat neutrino interactions. The contribution of the beam-off and out-of-cryostat ν events to the background sample is significantly smaller for run 3 compared to run 1, since the CRT improves the rejection of these classes of events. The numbers of data events after the preselection agree well, within (2–4)%, with the sum of the predictions from the three main background sources.

At this stage of the selection, we use XGBoost [19] to train BDTs that optimize the discrimination between signal and background in this selected sample. A separate training is performed for each mass point, final state, and dataset

(FHC or RHC) using subsets of the signal sample and the three background samples. The training samples are excluded from the subsequent analysis. We reduce the number of input variables to 20 from a potential set of several hundred variables by training BDT models on the full set of variables and then identifying the variables with the largest impact that are common to all tested HNL model parameters.

As variables defined for the event (slice), we use the multiplicity of objects, the track multiplicity, the total energy measured from all tracks, the total energy measured from all showers, the total energy, the energy of the highest energy track, the topological and flash match scores, the energy deposited in the first 4 cm of the highest energy shower, and the shower angle θ_{yz} , which is the average direction of all showers calculated with respect to the y axis projected onto the yz plane.

We also use the number of hits on each of the three wire planes associated with the highest-energy object and the object’s track score, where the highest energy object is determined by the associated number of hits on the wires of the collection plane.

The final set of variables use angular information for the highest energy object: the polar angles, the azimuthal angles, and the z -momentum fractions, calculated as the ratio of the momentum component in the z coordinate over the total object momentum. These angular variables are calculated twice for each object by fitting it as track and as a shower.

If there is no track or shower, some variables are treated as missing in the BDT by using a placeholder. The distributions in Fig. 2 show the shower angle θ_{yz} , the track-fit z momentum fraction, and the total shower energy for data and the background prediction in run 3. These variables were found, during BDT training procedures, to be among the most sensitive to an HNL signal. Momenta of

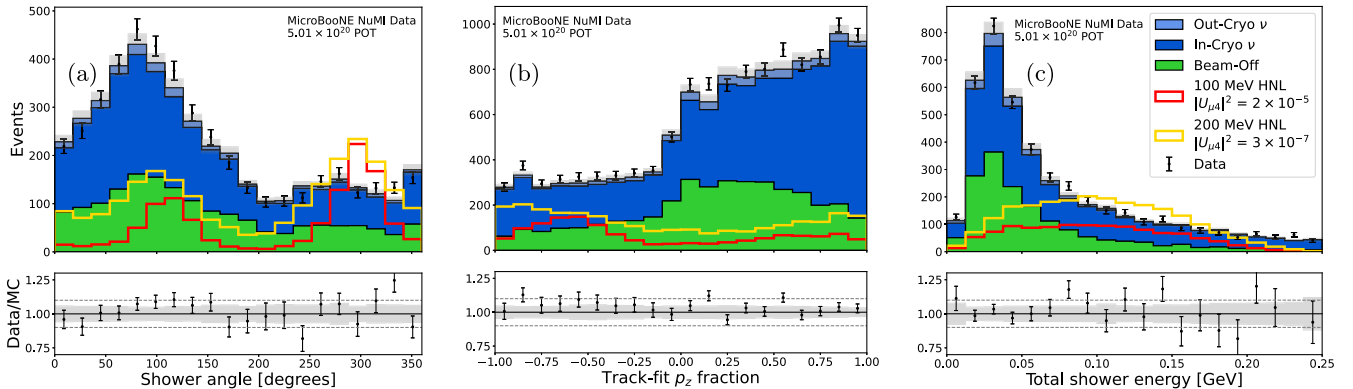


FIG. 2. BDT input variables after the preselection for run 3 (RHC) data: (a) shower angle θ_{yz} with respect to the y axis projected on the yz plane, (b) track-fit z momentum fraction, and (c) the total shower energy for data and the background prediction. The signal distributions for $N \rightarrow \nu e^+ e^-$ decays with $m_{\text{HNL}} = 100$ MeV and $N \rightarrow \nu \pi^0$ decays with $m_{\text{HNL}} = 200$ MeV are normalized to $|U_{\mu 4}|^2 = 2 \times 10^{-5}$ and $|U_{\mu 4}|^2 = 3 \times 10^{-7}$, respectively. The gray band indicates the quadrature sum of all uncertainties on the background expectation.

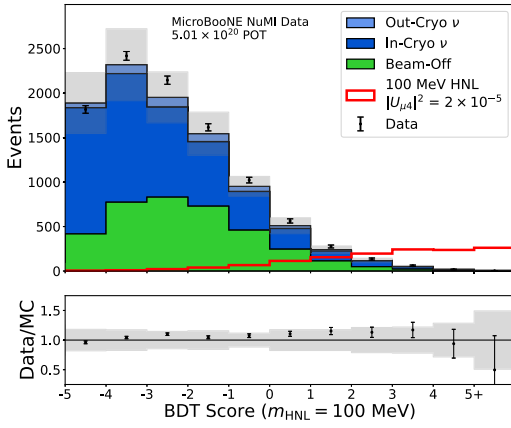


FIG. 3. BDT score distribution for the model trained with $N \rightarrow \nu e^+ e^-$ decays at $m_{\text{HNL}} = 100$ MeV, compared to run 3 (RHC) data. The signal distribution is normalized to $|U_{\mu 4}|^2 = 2 \times 10^{-5}$. The gray band indicates the quadrature sum of all uncertainties on the background expectation.

particles produced in neutrino interactions predominantly point in the $+z$ direction, whereas signal is more clustered around $-z$. The shower angle for signal has two peaks, depending on whether the start and end point of the shower are correctly identified. Since the BDT uses the information of all variables, such incorrectly reconstructed events can still be identified as signal.

The background contributing to the BDT score distribution shown in Fig. 3 is expected to be dominated by in-cryostat ν interactions. The BDT identifies and rejects most charged-current ν_{μ} interactions. For BDT scores > 3 , about 40% of the simulated in-cryostat ν events are neutral-current interactions producing π^0 mesons, as this topology resembles the $N \rightarrow \nu e^+ e^-$ and $N \rightarrow \nu \pi^0$ decays.

To determine the sensitivity to a possible HNL signal, we evaluate systematic uncertainties that could modify the BDT score distributions for signal and background [20]. For the in-cryostat ν background, we consider the impact of the flux simulation, the neutrino-argon cross-section modeling, hadron interactions with argon, and detector modeling. The beam-off sample is taken from data and, therefore, has no associated systematic uncertainties other than the statistical fluctuations in the sample. The impact of the normalization uncertainty on the out-of-cryostat ν sample is negligible, as the contribution to the final sample is small [5].

The dominant uncertainty on the background in the signal region at high BDT scores is due to the statistical uncertainty of the samples, since most of the background has been rejected. We, therefore, extrapolate systematic uncertainties from higher-statistics regions of the BDT score distribution to the signal region. The quadrature sum of the background detector modeling uncertainty is taken to be 30%.

The dominant contribution to the systematic uncertainty on the signal sample arises from the rate of kaon production at rest in the NuMI absorber. It is taken to be $\pm 30\%$ based on the evaluation by the MiniBooNE Collaboration [12].

The sum of the detector-related systematic uncertainties is (10–20)%. The systematic uncertainties are separately evaluated for all signal parameters used in the BDT training, with consistent results. Because of the higher number of POTs and the better cosmic-ray rejection of the CRT, the signal sensitivity is dominated by the run 3 dataset.

The BDT score distributions are used to derive limits on $|U_{\mu 4}|^2$ for the different model parameters. We use the pyhf algorithm [21], which is an implementation of a statistical model to estimate confidence intervals for multibin histograms, based on the asymptotic formulas in Ref. [22]. The formalism allows for the treatment of systematic uncertainties through the use of profile likelihood ratios. The results are validated with the modified frequentist CL_s calculation of the COLLIE program [23]. The pyhf code scans over a range of scaling parameters for the signal normalization and returns an interpolated value of the scaling parameter that corresponds to the 90% confidence level ($\text{CL}_s = 0.1$). The BDT distributions for each run period (run 1 and run 3) enter the limit setting as separate channels before their likelihoods are combined. The statistical uncertainties on signal and background are uncorrelated, whereas the systematic uncertainties on the flux and out-of-cryostat ν normalization are taken as fully correlated between the run periods. We studied the impact of the other systematic uncertainties with different assumptions about their correlations and determined that this choice has only a small impact on the result. Using BDT models trained with neighboring mass points shows no significant deterioration of sensitivity.

The observed limits for the model parameters tested, given in Table II, are all within 2 standard deviations of the median expected limit. A linear interpolation is performed

TABLE II. The 90% C.L. observed and median expected limits on $|U_{\mu 4}|^2$ as a function of m_{HNL} assuming a Majorana state.

m_{HNL} (MeV)	Limit $ U_{\mu 4} ^2$		
	Observed	Median	Standard deviation
$\nu e^+ e^-$			
10	3.32×10^{-3}	3.59×10^{-3}	$2.92 - 4.52 \times 10^{-3}$
20	3.82×10^{-4}	3.94×10^{-4}	$3.18 - 5.02 \times 10^{-4}$
50	2.96×10^{-5}	2.86×10^{-5}	$2.36 - 3.55 \times 10^{-5}$
100	2.94×10^{-6}	3.16×10^{-6}	$2.61 - 3.92 \times 10^{-6}$
150	5.99×10^{-7}	7.71×10^{-7}	$6.30 - 9.71 \times 10^{-7}$
$\nu \pi^0$			
150	2.15×10^{-7}	2.25×10^{-7}	$1.86 - 2.79 \times 10^{-7}$
180	7.01×10^{-8}	6.87×10^{-8}	$5.64 - 8.56 \times 10^{-8}$
200	3.95×10^{-8}	4.43×10^{-8}	$3.65 - 5.51 \times 10^{-8}$
220	3.97×10^{-8}	3.62×10^{-8}	$3.00 - 4.46 \times 10^{-8}$
240	2.67×10^{-8}	2.71×10^{-8}	$2.23 - 3.36 \times 10^{-8}$
245	2.26×10^{-8}	2.29×10^{-8}	$1.87 - 2.85 \times 10^{-8}$

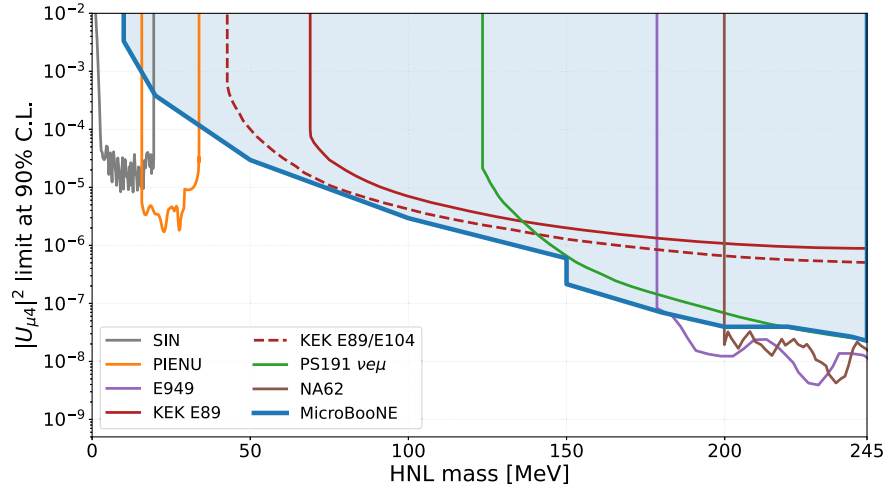


FIG. 4. Limits on $|U_{\mu 4}|^2$ at the 90% C.L. assuming $|U_{e 4}|^2 = |U_{\tau 4}|^2 = 0$ as a function of mass for a Majorana HNL in the ranges $10 < m_{\text{HNL}} < 150$ MeV ($N \rightarrow \nu e^+ e^-$) and $150 < m_{\text{HNL}} < 245$ MeV ($N \rightarrow \nu \pi^0$). We use a linear interpolation between the tested m_{HNL} hypotheses. The discontinuity at $m_{\text{HNL}} = 150$ MeV is due to the change in decay channel from $\nu e^+ e^-$ to $\nu \pi^0$. The constraints are compared to the published results of the SIN [24], PIENU [25], KEK-E89 [26], BNL-E949 [27], NA62 [28], and PS191 [29] Collaborations. The unpublished limit using the KEK-E89/E104 data [30] is shown as a dashed line.

between the tested m_{HNL} hypotheses, which slightly underestimates the sensitivity in the interpolation regions.

We also consider Dirac HNL states. The Dirac HNL decay rate is a factor of 2 smaller than for Majorana states at the same value of $|U_{\mu 4}|^2$. Since the effect of differing decay kinematics on the sensitivity is found to be negligible, the limits for Dirac states can be obtained by scaling the results in Table II by a factor of $\sqrt{2}$.

We compare our results for Majorana HNLs with existing constraints on $|U_{\mu 4}|^2$ in Fig. 4 for $|U_{e 4}|^2 = |U_{\tau 4}|^2 = 0$. Decays of stopped pions in the process $\pi^+ \rightarrow \mu^+ \nu$ are sensitive to the range $m_{\text{HNL}} < m_\pi - m_\mu$. Such searches have been performed at the Swiss National Institute (SIN) in the mass range $1 < m_{\text{HNL}} < 16$ MeV [24] and by the PIENU Collaboration for $15.7 < m_{\text{HNL}} < 33.8$ MeV [25]. The muon spectrum measured in stopped $K^+ \rightarrow \mu^+ \nu$ decays ($K_{2\mu}$) has been used to set limits in the mass range $70 < m_{\text{HNL}} < 300$ MeV with the E89 experiment at KEK [26], in the range $175 < m_{\text{HNL}} < 300$ MeV with the E949 experiment at the Brookhaven National Laboratory (BNL) [27], and $200 < m_{\text{HNL}} < 384$ MeV by the NA62 experiment at CERN [28]. An update of the KEK-E89 result was reported in proceedings [30], extending the sensitivity to $m_{\text{HNL}} > 40$ MeV. The PS191 experiment [29] was specifically designed to search for massive decaying neutrinos in the CERN-PS proton beam. Its search for $N \rightarrow \nu \mu e$ decays constrains $|U_{\mu 4}|^2$ in the range $m_{\text{HNL}} > m_\mu$. Critical discussions of the PS191 results can be found in Refs. [31–34]. The T2K Collaboration has published combined limits on $|U_{\mu 4}|^2$, $|U_{e 4}|^2$, and $|U_{\tau 4}|^2$ for $m_{\text{HNL}} > 150$ MeV in a Bayesian approach [35].

In this Letter, we use NuMI beam data recorded with the MicroBooNE detector to derive the most stringent

constraints on $|U_{\mu 4}|^2$ for the mass range $34 < m_{\text{HNL}} < 175$ MeV. It is also the first search for HNLs in $\nu \pi^0$ and $\nu e^+ e^-$ final states using a LArTPC and the first ever result reported for HNL decays into $\nu \pi^0$. When combined with the MicroBooNE limits on HNL decays into $\mu \pi$ pairs [5], our results now cover the full mass range $10 < m_{\text{HNL}} < 385$ MeV that is kinematically accessible from kaons produced by the NuMI beam.

This document was prepared by the MicroBooNE Collaboration using the resources of the Fermi National Accelerator Laboratory (Fermilab), a U.S. Department of Energy, Office of Science, HEP User Facility. Fermilab is managed by Fermi Research Alliance, LLC (FRA), acting under Contract No. DE-AC02-07CH11359. MicroBooNE is supported by the following: the U.S. Department of Energy, Office of Science, Offices of High Energy Physics and Nuclear Physics; the U.S. National Science Foundation; the Swiss National Science Foundation; the Science and Technology Facilities Council (STFC), part of the United Kingdom Research and Innovation; the Royal Society (United Kingdom); the United Kingdom Research and Innovation (UKRI) Future Leaders Fellowship; and the NSF AI Institute for Artificial Intelligence and Fundamental Interactions. Additional support for the laser calibration system and cosmic-ray tagger was provided by the Albert Einstein Center for Fundamental Physics, Bern, Switzerland. We also acknowledge the contributions of technical and scientific staff to the design, construction, and operation of the MicroBooNE detector as well as the contributions of past collaborators to the development of MicroBooNE analyses, without whom this work would not have been possible.

- *microboone_info@fnal.gov
- [1] A. M. Abdullahi *et al.*, The present and future status of heavy neutral leptons, *J. Phys. G* **50**, 020501 (2023).
- [2] C. Antel *et al.*, Feebly interacting particles: FIPs 2022 workshop report, *Eur. Phys. J. C* **83**, 1122 (2023).
- [3] R. Acciarri *et al.* (MicroBooNE Collaboration), Design and construction of the MicroBooNE detector, *J. Instrum.* **12**, P02017 (2017).
- [4] P. A. Machado, O. Palamara, and D. W. Schmitz, The short-baseline neutrino program at Fermilab, *Annu. Rev. Nucl. Part. Sci.* **69** (2019).
- [5] P. Abratenko *et al.* (MicroBooNE Collaboration), Search for long-lived heavy neutral leptons and Higgs portal scalars decaying in the MicroBooNE detector, *Phys. Rev. D* **106**, 092006 (2022).
- [6] P. Abratenko *et al.* (MicroBooNE Collaboration), Search for a Higgs portal scalar decaying to electron-positron pairs in the MicroBooNE detector, *Phys. Rev. Lett.* **127**, 151803 (2021).
- [7] A. A. Aguilar-Arevalo *et al.* (MiniBooNE Collaboration), The neutrino flux prediction at MiniBooNE, *Phys. Rev. D* **79**, 072002 (2009).
- [8] P. Adamson *et al.*, The NuMI neutrino beam, *Nucl. Instrum. Methods Phys. Res., Sect. A* **806**, 279 (2016).
- [9] K. J. Kelly and P. A. N. Machado, MicroBooNE experiment, NuMI absorber, and heavy neutral leptons, *Phys. Rev. D* **104**, 055015 (2021).
- [10] P. Ballett, T. Boschi, and S. Pascoli, Heavy neutral leptons from low-scale seesaws at the DUNE near detector, *J. High Energy Phys.* **03** (2020) 111.
- [11] K.-J. Plows and X. Lu, Modeling heavy neutral leptons in accelerator beamlines, *Phys. Rev. D* **107**, 055003 (2023).
- [12] A. A. Aguilar-Arevalo *et al.* (MiniBooNE Collaboration), First measurement of monoenergetic muon neutrino charged current interactions, *Phys. Rev. Lett.* **120**, 141802 (2018).
- [13] C. Andreopoulos *et al.*, The GENIE neutrino Monte Carlo generator: Physics and user manual, [arXiv:1510.05494](https://arxiv.org/abs/1510.05494), we use v2.8.6d.
- [14] J. S. Marshall and M. A. Thomson, The Pandora software development kit for pattern recognition, *Eur. Phys. J. C* **75**, 439 (2015).
- [15] R. Acciarri *et al.* (MicroBooNE Collaboration), The Pandora multi-algorithm approach to automated pattern recognition of cosmic-ray muon and neutrino events in the MicroBooNE detector, *Eur. Phys. J. C* **78**, 82 (2018), we use v03_14_04_01 of the Pandora LArTPC algorithms.
- [16] The MicroBooNE coordinate system is right-handed. The x axis points along the negative drift direction, the y axis vertically upward, and the z axis along the direction of the BNB beam. The polar angle θ is defined with respect to the z axis, and the azimuthal angle ϕ with respect to the x axis. The yz plane is the charge collection plane. The TPC's fiducial volume is defined by $9 < x < 253$ cm, $|y| < 112$ cm, and $14 < z < 1020$ cm.
- [17] C. Adams *et al.* (MicroBooNE Collaboration), Design and construction of the MicroBooNE cosmic ray tagger system, *J. Instrum.* **14**, P04004 (2019).
- [18] P. Abratenko *et al.* (MicroBooNE Collaboration), Measurement of differential cross sections for ν_μ -Ar charged-current interactions with protons and no pions in the final state with the MicroBooNE detector, *Phys. Rev. D* **102**, 112013 (2020), see Sec. IV-C.
- [19] T. Chen and C. Guestrin, XGBoost: A scalable tree boosting system, in *Proceedings of the 22nd ACM SIGKDD International Conference on Knowledge Discovery and Data Mining, KDD '16* (ACM, New York, NY, USA, 2016), pp. 785–794.
- [20] D. Marsden, Search for heavy neutral leptons in electron-positron and neutral-pion final states with the MicroBooNE detector, Ph.D. thesis, University of Manchester, 2023.
- [21] L. Heinrich, M. Feickert, G. Stark, and K. Cranmer, pyhf: Pure-python implementation of histfactory statistical models, *J. Open Source Software* **6**, 2823 (2021).
- [22] G. Cowan, K. Cranmer, E. Gross, and O. Vitells, Asymptotic formulae for likelihood-based tests of new physics, *Eur. Phys. J. C* **71**, 1554 (2011); **73**, 2501(E) (2013).
- [23] W. Fisher (D0 Collaboration), Systematics and limit calculations, Report No. FERMILAB-TM-2386-E, 2006, 10.2172/923070.
- [24] M. Daum, P.-R. Kettle, B. Jost, R. M. Marshall, R. C. Minehart, W. A. Stephens, and K. O. H. Ziock, Search for admixtures of massive neutrinos in the decay $\pi^+ \rightarrow \mu^+ \nu$ neutrino, *Phys. Rev. D* **36**, 2624 (1987).
- [25] A. Aguilar-Arevalo *et al.* (PIENU Collaboration), Search for heavy neutrinos in $\pi \rightarrow \mu\nu$ decay, *Phys. Lett. B* **798**, 134980 (2019).
- [26] R. S. Hayano *et al.*, Heavy neutrino search using $K_{\mu 2}$ decay, *Phys. Rev. Lett.* **49**, 1305 (1982).
- [27] A. V. Artamonov *et al.* (E949 Collaboration), Search for heavy neutrinos in $K^+ \rightarrow \mu^+ \nu_H$ decays, *Phys. Rev. D* **91**, 052001 (2015); **91**, 059903(E) (2015).
- [28] E. Cortina Gil *et al.* (NA62 Collaboration), Search for K^+ decays to a muon and invisible particles, *Phys. Lett. B* **816**, 136259 (2021).
- [29] G. Bernardi *et al.*, Further limits on heavy neutrino couplings, *Phys. Lett. B* **203**, 332 (1988).
- [30] T. Yamazaki *et al.*, Search for heavy neutrinos in kaon decay, in *Proceedings of the 22nd International Conference on High Energy Physics, ICHEP*, edited by A. Meyer and E. Wiczorek (Akademie der Wissenschaften der DDR, Inst. für Hochenergiephysik, Zeuthen, 1984), Vol. 840719, p. 262.
- [31] C. A. Argüelles, N. Foppiani, and M. Hostert, Heavy neutral leptons below the kaon mass at hadronic neutrino detectors, *Phys. Rev. D* **105**, 095006 (2022).
- [32] D. Gorbunov, I. Krasnov, and S. Suvorov, Revisiting PS191 limits on sterile neutrinos, *Phys. Lett. B* **830**, 137173 (2022).
- [33] O. Ruchayskiy and A. Ivashko, Experimental bounds on sterile neutrino mixing angles, *J. High Energy Phys.* **06** (2012) 100.
- [34] A. Kusenko, S. Pascoli, and D. Semikoz, New bounds on MeV sterile neutrinos based on the accelerator and Super-Kamiokande results, *J. High Energy Phys.* **11** (2005) 028.
- [35] K. Abe *et al.* (T2K Collaboration), Search for heavy neutrinos with the T2K near detector ND280, *Phys. Rev. D* **100**, 052006 (2019).