

Charge Radii of $^{55,56}\text{Ni}$ Reveal a Surprisingly Similar Behavior at $N = 28$ in Ca and Ni Isotopes

Felix Sommer^{1,*}, Kristian König², Dominic M. Rossi^{1,3}, Nathan Everett^{2,4}, David Garand², Ruben P. de Groot⁵, Jason D. Holt^{6,7}, Phillip Ingram¹, Anthony Incorvati^{2,4}, Colton Kalman^{2,8}, Andrew Klose⁹, Jeremy Lantis^{10,2,8}, Yuan Liu¹⁰, Andrew J. Miller^{2,4}, Kei Minamisono^{10,2,4,†}, Takayuki Miyagi^{1,11,6}, Witold Nazarewicz^{12,4}, Wilfried Nörtershäuser^{1,13,‡}, Skyy V. Pineda^{10,2,8}, Robert Powel^{2,4}, Paul-Gerhard Reinhard¹⁴, Laura Renth¹, Elisa Romero-Romero^{10,15}, Robert Roth^{1,13}, Achim Schwenk^{10,11,16}, Chandana Sumithrarachchi², and Andrea Teigelhöfer⁶

¹Institut für Kernphysik, Technische Universität Darmstadt, 64289 Darmstadt, Germany

²National Superconducting Cyclotron Laboratory, Michigan State University, East Lansing, Michigan 48824, USA

³GSI Helmholtzzentrum für Schwerionenforschung GmbH, Planckstr. 1, 64291 Darmstadt, Germany

⁴Department of Physics and Astronomy, Michigan State University, East Lansing, Michigan 48824, USA

⁵Department of Physics, University of Jyväskylä, Surfontie 9, Jyväskylä FI-40014, Finland

⁶TRIUMF 4004 Wesbrook Mall, Vancouver, British Columbia V6T 2A3, Canada

⁷Department of Physics, McGill University, Montréal, Québec H3A 2T8, Canada

⁸Department of Chemistry, Michigan State University, East Lansing, Michigan 48824, USA

⁹Department of Chemistry, Augustana University, Sioux Falls, South Dakota 57197, USA

¹⁰Physics Division, Oak Ridge National Laboratory, Oak Ridge, Tennessee 37831, USA

¹¹ExtreMe Matter Institute EMMI, GSI Helmholtzzentrum für Schwerionenforschung GmbH, D-64291 Darmstadt, Germany

¹²Facility for Rare Isotope Beams, Michigan State University, East Lansing, Michigan 48824, USA

¹³Helmholtz Research Academy Hesse for FAIR, Campus Darmstadt, 64289 Darmstadt, Germany

¹⁴Institut für Theoretische Physik II, Universität Erlangen-Nürnberg, 91058 Erlangen, Germany

¹⁵Department of Physics and Astronomy, University of Tennessee, Knoxville, Knoxville, Tennessee 37996, USA

¹⁶Max-Planck-Institut für Kernphysik, D-69117 Heidelberg, Germany



(Received 28 March 2022; revised 17 June 2022; accepted 9 August 2022; published 23 September 2022)

Nuclear charge radii of $^{55,56}\text{Ni}$ were measured by collinear laser spectroscopy. The obtained information completes the behavior of the charge radii at the shell closure of the doubly magic nucleus ^{56}Ni . The trend of charge radii across the shell closures in calcium and nickel is surprisingly similar despite the fact that the ^{56}Ni core is supposed to be much softer than the ^{48}Ca core. The very low magnetic moment $\mu(^{55}\text{Ni}) = -1.108(20) \mu_N$ indicates the impact of $M1$ excitations between spin-orbit partners across the $N, Z = 28$ shell gaps. Our charge-radii results are compared to *ab initio* and nuclear density functional theory calculations, showing good agreement within theoretical uncertainties.

DOI: 10.1103/PhysRevLett.129.132501

Introduction.—After seventy years, the concept of closed nuclear shells of protons and neutrons at so-called magic numbers is still a backbone of nuclear structure theory. The traditional magic numbers are based on properties of nuclei at or close to the valley of β stability. With excursions into the exotic regions of the nuclear landscape, a modern understanding of magic numbers has been established. The evolution of shell gap sizes can lead to dramatic modifications of magic numbers in isotopes with extreme neutron-to-proton ratios [1–3].

One of the fingerprints of a shell closure is a characteristic kink in the trend of charge radii along an isotopic chain. The origin of this kink and its relation to the strength of a shell closure is, however, still under debate [4–8]. Kinks in charge radii have been observed at all neutron shell closures for which data are available with the exception of the $N = 20$ neutron shell closure, where it

has been studied so far only for Ar, K, and Ca [9–11]. While $N = 32$ in the Ca region has been proposed to become a magic number based on the observations of a sudden decrease in their binding energy beyond $N = 32$ [12,13] and the high excitation energy of the first excited state in ^{52}Ca [14], this is not supported by the behavior of the charge radii in K across $N = 32$ and binding energies [15]. Indeed, $N = 32$ seems to be consistent with a local neutron subshell closure.

A comparison of the change in mean-square charge radius, $\delta\langle r_c^2 \rangle$, across a neutron shell closure for several isotones reveals a remarkable similarity for the neutron shell closures at $N = 28, 50, 82,$ and 126 [8,16]. The evolution of $\delta\langle r_c^2 \rangle$ above $N = 28$ is already established for K, Ca, Mn, and Fe isotopes [15,17–19] and are indeed very similar [20]. A measurement of the charge radius of ^{56}Ni provides essential data to study trends in $\delta\langle r_c^2 \rangle$ for two

doubly magic nuclei with the same neutron magic gap, of which the neutron-rich ^{48}Ca is known to have a fairly strong $N = 28$ shell closure [21]. In contrast, the neutron-deficient ^{56}Ni is believed to be a rather soft core because of its high $B(E2)$ value [21–23] and the nuclear magnetic moments of neighboring isotopes [24–30] which are inconsistent with single-particle estimates. In fact, the measured $B(E2; 2_1^+ \rightarrow 0_1^+)$ value in ^{48}Ca (1.7 W.u.) is significantly below that in ^{56}Ni (7.1 W.u.) [31]. The different nature of the proton shell closure in Ca (the lower πf spin-orbit partner is occupied; spin-unsaturated regime) and Ni (both πf spin-orbit partners are occupied; spin-saturated regime), as well as different dynamics of the neutron single-particle energies caused by the tensor interaction [32] when filling the $\pi f_{7/2}$ orbits between Ca and Ni [3], make the comparison between the charge radii and magnetic moments in these isotopic chains particularly interesting.

Here, we report the determination of the nuclear charge radii of $^{54,55,56}\text{Ni}$ and the magnetic moment of ^{55}Ni . In combination with previously published data [33–35], this establishes the behavior of $\delta\langle r_c^2 \rangle$ at and across the $N = 28$ shell closure. The measured magnetic moment of ^{55}Ni corrects the previous β -NMR measurement [24].

Similar to the doubly magic $^{40,48}\text{Ca}$ (see, e.g., Ref. [36]), the nuclear charge radius of ^{56}Ni is also an excellent benchmark for *ab initio* nuclear structure theory. Different approaches have predicted the size of this nucleus [37–39] and this Letter contributes new results for this important observable.

Experiment.—Ions of $^{54,55,56}\text{Ni}$ were produced at the National Superconducting Cyclotron Laboratory (NSCL) at Michigan State University (MSU) and collinear laser spectroscopy (CLS) was performed at the BECOLA facility [40]. The radioactive nickel isotopes were produced through fragmentation of a 160 MeV/u primary ^{58}Ni beam impinging on a Be target and separated from other reaction products in the A1900 fragment separator [41]. The particles were stopped and thermalized in a gas-stopper cell [42]. The extracted Ni^+ ions were then accelerated to a kinetic beam energy of 30 keV and transported to the BECOLA facility with rates of approximately 4.5×10^3 and 6×10^3 ions/s for ^{56}Ni and ^{55}Ni , respectively [43]. Here, a radio-frequency quadrupole cooler and buncher (RFQ) [44] was used to trap and cool either the radioactive beam or, for reference measurements, the stable nickel isotopes from a local penning ionization gauge (PIG) ion source [45]. Bunches of ions were released from the RFQ into the CLS beamline with an efficiency of 70% at ion energies of $E_{\text{ion}} \approx 29\,850$ eV and were collinearly superimposed with the spectroscopy laser light and guided into the charge-exchange cell [46,47] loaded with sodium and heated to 420 °C. Under these conditions, a neutralization efficiency of typically 50% was achieved of which an estimated fraction of 15% populates the lower level of the

atomic $3d^9 4s^3 D_3 \rightarrow 3d^9 4p^3 P_2$ transition at 352 nm. Resonance spectra were recorded by changing a small voltage applied to the charge-exchange cell to Doppler tune the laser frequency in the rest frame of the atoms. The laser frequency was adjusted for each isotope to keep the central acceleration voltage almost identical. Fluorescence photons were detected with three consecutive photomultiplier tubes mounted on chambers with different mirror geometries [48,49]. The laser light of 352 nm was generated in a frequency-doubling cavity (Wavetrain, Spectra Physics) from the output of a continuous-wave titanium-sapphire (Ti:sapphire) laser (Matisse TS, Sirah Lasertechnik) operated at 704 nm. The Ti:sapphire output was measured and stabilized by a wavemeter (WSU30, HighFinesse), which in turn was calibrated to a frequency stabilized helium-neon laser (SL 03, SIOS Messtechnik) once every minute.

A pair of reference measurements of $^{58,60}\text{Ni}$ isotopes from the off-line PIG source was conducted typically once every 6–12 h. These reference measurements were used to determine the isotope shifts of the short-lived $^{54-56}\text{Ni}$ isotopes with respect to ^{60}Ni and also allowed to calibrate the ion energy to the known absolute transition frequency of ^{60}Ni [50].

Results.—The resonance spectra of the measured nickel isotopes are shown in Fig. 1, together with a Voigt line shape fitted to each dataset. Energy losses from inelastic collisions in the charge-exchange cell lead to an asymmetric line shape that was modeled by including one additional, smaller Voigt profile into the fit function at a phenomenologically determined lower ion energy [46]. The spectra of stable $^{56,58,60}\text{Ni}$ isotopes were fitted separately for each measurement, whereas the events of all $^{54,55}\text{Ni}$ datasets were summed up before the fitting procedure due to lower production yields. Details regarding the fitting of the ^{55}Ni spectrum are given in the Supplemental Material (SM) [43].

The isotope shift $\delta\nu^{A,60} = \nu^A - \nu^{60}$ for each isotope ^ANi relative to ^{60}Ni was calculated from the extracted centroid frequencies. For the low-production isotopes ^{54}Ni and ^{55}Ni , the uncertainties of the isotope shifts are dominated by the fit uncertainty of their centroid positions. For ^{56}Ni and the stable ^{58}Ni , uncertainties of the frequency measurements [50] and an observed deviation between bunched-beam and continuous-beam measurements [51] are the prevailing contributions to the isotope-shift uncertainties.

The differential mean-square (ms) charge radii $\delta\langle r_c^2 \rangle$ were determined as

$$\delta\langle r_c^2 \rangle^{A,A'} = \frac{\delta\nu^{A,A'} - K_\alpha \cdot \mu^{A,A'}}{F} + \alpha \cdot \mu^{A,A'}, \quad (1)$$

where K_α and F are the so called mass- and field-shift factors, respectively, and $\mu^{A,A'} = (m_A - m_{A'})/(m_A + m_e)(m_{A'} + m_e)$ is the mass-scaling factor. A constant factor $\alpha = 388$ GHz u shifts the abscissa to remove the correlation between K and F [52]. The factors $K_\alpha = 954(4)$ GHzu and $F = -805(66)$ MHz/fm² were determined in a King

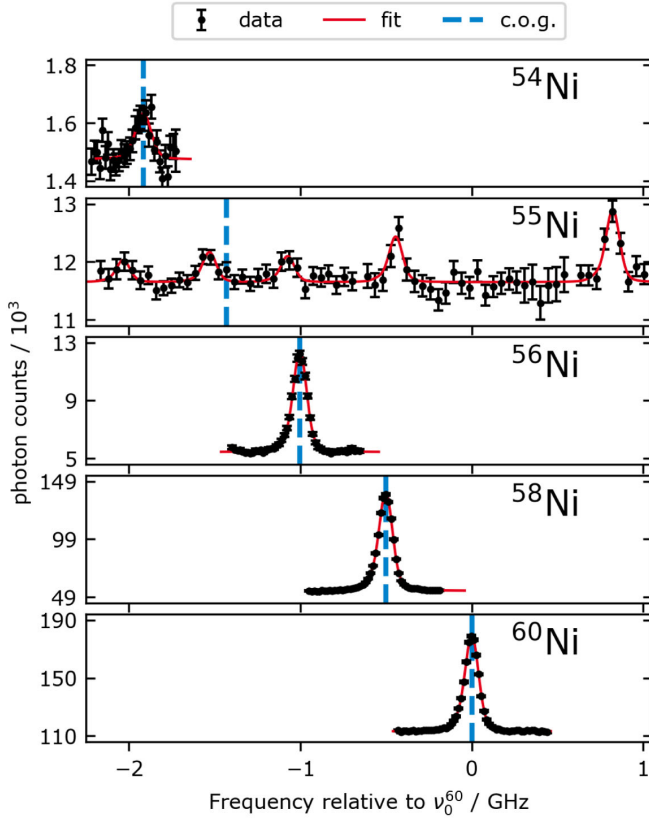


FIG. 1. Sum spectra of proton-rich, radioactive nickel isotopes $^{54,55,56}\text{Ni}$ and of the reference isotopes $^{58,60}\text{Ni}$ measured at BECOLA. The solid red lines show the fits to the data and the centers of gravity (c.o.g.) for each spectrum are depicted as dashed blue lines. While the displayed counts are close to the actually observed numbers, deviations occur due to the normalization procedure used to combine all data of the beamtime in these spectra. Only the measured part of the ^{55}Ni hyperfine spectrum is shown. For more details, see SM [43].

plot procedure by comparing the isotope shifts of stable nickel isotopes, measured off-line at BECOLA, with their known differential charge radii from literature [53]. This King fit analysis is detailed in [51]. The total root-mean-square (rms) charge radii R_c were then determined with respect to the reference value $R_c(^{60}\text{Ni})$ [53]. The isotope shifts, differential ms charge radii, and rms charge radii are summarized in Table I.

The values of charge radii along the ^{54}Ni – ^{58}Ni isotopes establish the behavior of nickel charge radii across the $N = Z = 28$ doubly magic shell closure, and the value of ^{55}Ni provides information on odd-even staggering in the neutron $f_{7/2}$ shell. The charge radius of ^{57}Ni , which could yield further insight into the odd-even staggering, has so far neither been obtained in literature nor has it been measured at BECOLA. Our result for ^{58}Ni agrees well with the previous measurements from Refs. [33] and [54]. Furthermore, the nuclear magnetic dipole moment of the $I = \frac{7}{2}$ [55] isotope ^{55}Ni was determined from the upper and

TABLE I. Isotope shifts, differential ms charge radii, and absolute rms charge radii for all nickel isotopes investigated at BECOLA. Uncertainties in parentheses denote combined uncorrelated uncertainties of statistical and systematic nature, whereas those in square brackets are correlated through the uncertainty of the King-plot parameters, which are taken from [51] and given in the text.

	$\delta\nu^{A,60}/\text{MHz}$	$\delta\langle r_c^2 \rangle^{A,60}/\text{fm}^2$	$R_c(^A\text{Ni})/\text{fm}$
^{54}Ni	$-1919.7(7.9)$	$-0.522(9)[19]$	$3.7366(13)[31]$
^{55}Ni	$-1426.9(19.1)$	$-0.607(23)[09]$	$3.7252(32)[21]$
^{56}Ni	$-1002.7(3.8)$	$-0.626(02)[16]$	$3.7226(03)[27]$
^{58}Ni	$-506.3(2.5)$	$-0.276(01)[06]$	$3.7695(02)[19]$
^{60}Ni	0	0	$3.8059[17]$

lower hyperfine A factors as listed in Table II. The SM [43] contains a more detailed description of the fitting procedure for ^{55}Ni and a discussion of the magnetic moment, which includes Refs. [24,28,56–59]. Our magnetic moment deviates significantly from the previously reported β -NMR value [24], which has been based on a single resonance point deviating 3σ from the baseline. The very low magnetic moment being only 55% of the single-particle $\nu f_{7/2}$ value indicates the impact of $M1$ excitations between the νf spin-orbit partners across the $N, Z = 28$ shell gap. Our value is in good agreement with shell-model calculations with the GXPF1 interaction [24], which suggest a soft ^{56}Ni core. This is in contrast with ^{47}Ca , which has a magnetic moment very close to the effective g value established in this region [60].

Theory.—The Ni chain and all medium-mass nuclei can be accessed by the *ab initio* valence-space in-medium similarity renormalization group (VS-IMSRG) [62–64], which generates an approximate unitary transformation to decouple both a valence space and associated core from particle or hole excitations to outside configurations. The VS-IMSRG many-body calculations use the IMSRG code from [65] and follow those of Ref. [35], except that for three-nucleon (3N) matrix elements we use a sufficiently large truncation [66], so that energies and radii are converged with respect to the 3N basis size. Our calculations are based on two-nucleon (NN) and 3N interactions from chiral effective field theory (EFT). To assess

TABLE II. A parameters of the hyperfine structure that was fitted to the ^{55}Ni spectrum. The nuclear magnetic dipole moment μ is the weighted average of the extraction using the upper and the lower A factor based on the nuclear magnetic moment of $\mu(^{61}\text{Ni}) = -0.74965(5) \mu_N$ [61].

This work			Lit. [24]	
A_{lo}/MHz	A_{up}/MHz	A Ratio	μ/μ_N	μ/μ_N
$-288.4(5.6)$	$-112.1(4.9)$	$0.389(19)$	$-1.108(20)$	$-0.976(26)$

the Hamiltonian dependence, the newly developed $\Delta N2LO_{GO}(394)$ [67] interaction from delta-full chiral EFT is employed, in addition to the $N2LO_{sat}$ interaction that reproduces well the charge radii of neutron-rich Ni and Cu isotopes [35,68]. In this work, we decouple the pf -shell valence space which enables full diagonalizations of the nuclei in consideration. The assessment of statistical and systematic uncertainties (along the lines of, e.g., [69,70]) as well as the inclusion of three-body contributions in the VS-IMSRG [71] are ongoing areas of theoretical development, not included in the results. Therefore, the VS-IMSRG uncertainties reported in the following stem from the model-space truncation and are extracted from the basis frequency dependence (as in [35], but in a converged $E_{3_{max}}$ space).

In addition, we employ a variant of the in-medium no-core shell model [72] with a recent family of chiral $NN + 3N$ interactions up to N4LO in the NN interaction and N3LO in the 3N force [39]. For the description of nickel isotopes, the conventional N_{max} truncation, which derives from the harmonic oscillator basis, is not adequate anymore. Therefore, we employ a configuration-interaction-type (CI) active space with a particle-hole-type T_{max} truncation [73]. The underlying single-particle basis is constructed from perturbative natural orbitals [74] and we consider the pf -shell valence space. The reference space for the multi-reference IMSRG decoupling is defined with a $T_{max} = 4$ truncation and the final CI calculation is performed for $T_{max} = 6$ (4 for ^{58}Ni), lower T_{max} are used to assess convergence and many-body uncertainties. We also quantify the uncertainties resulting from the truncation of the chiral expansion of the interaction using a sequence of calculation from LO to N3LO and N4LO' using a pointwise Bayesian model [69]. The error bars reported in the following are the sum of many-body and interaction uncertainties. All interactions use a cutoff $\Lambda = 500$ MeV and free-space SRG-evolution with flow-parameter $\alpha = 0.04$ fm⁴. For the calculation of radii, the translationally invariant radius operator is transformed consistently in the free-space and in-medium SRG. In the following, these calculations are referred to as in-medium configuration interaction (IM-CI).

Our nuclear density functional theory (DFT) calculations follow the methodology of Refs. [20,35]. We use two nonrelativistic energy density functionals (EDFs), namely, a Skyrme functional SV-min (HFB), a variant of SV-min [75], and a Fayans functional $Fy(\Delta r, \text{HFB})$ [76]. Both have the same basic structure and both are calibrated to the same large body of nuclear ground-state data as described in Ref. [75]. In addition, for $Fy(\Delta r, \text{HFB})$ differential charge radii in the calcium chain were added to the optimization dataset. We emphasize that in both EDFs pairing correlations are treated within the full Hartree-Fock-Bogoliubov (HFB) framework to properly handle proton continuum in the proton-rich Ni isotopes [76,77]. Both parametrizations

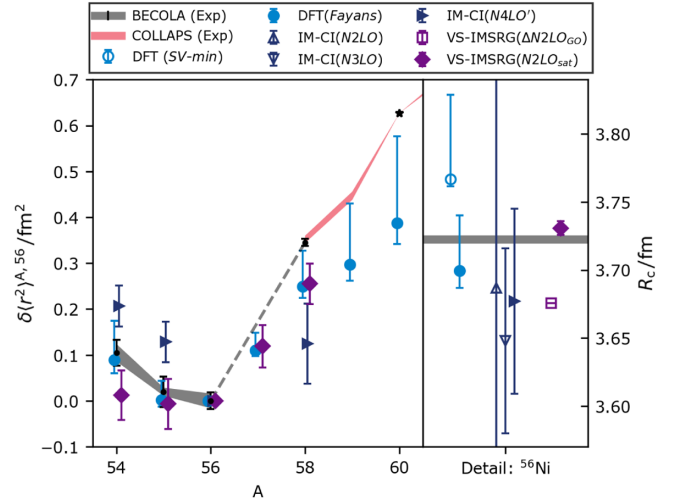


FIG. 2. Charge radii of nickel isotopes across the $N = 28$ shell closure. Left panel: measured $\delta\langle r_c^2 \rangle$ from BECOLA (this work) and COLLAPS [35] compared to representative DFT, IM-CI, and VS-IMSRG results. The dashed line between $^{56,58}\text{Ni}$ indicates that the charge radius of ^{57}Ni has not been measured. Right panel: summary of all theoretical results for the nuclear charge radius of the doubly magic nucleus ^{56}Ni .

are fitted to empirical data which introduces statistical uncertainties, see [78] for details. In addition, we consider a systematic error from collective quadrupole correlations which extends asymmetrically toward enhanced radii. In contrast to DFT, VS-IMSRG and IM-CI do not include these statistical uncertainties, but assess the systematic theoretical uncertainties from the truncation of the many-body expansion and, in the case of IM-CI, also the expansion of the interactions. Moreover, the proton-rich Ni isotopes have considerable zero-point quadrupole fluctuations which have been estimated as in [20,79]; they provide an estimate of the systematic error for DFT.

Discussion.—The spread of predictions for the absolute charge radius of ^{56}Ni for all models explored in this Letter is shown in the right panel of Fig. 2 and compared to the experimental value (gray line). In DFT, the Fayans functional provides a better description than SV-min, similar to the quite accurate description of charge radii at this shell closure in K [15], Ca [17], and Fe [19]. Charge radii from IM-CI with N2LO, N3LO, and N4LO' interactions scatter slightly but are compatible with the experiment within the error bars. For VS-IMSRG, the $N2LO_{sat}$ interaction provides the best description and is in very good agreement with the experimental radius, while results using the $\Delta N2LO_{GO}$ interaction are somewhat too small. The left panel of Fig. 2 shows $\delta\langle r_c^2 \rangle$ determined for $^{54-60}\text{Ni}$ compared to DFT and VS-IMSRG results using the best-performing interaction or functional and to IM-CI for the highest-order chiral interaction. The charge radii obtained with $Fy(\Delta r, \text{HFB})$ describe the general trend quite well but are getting systematically too small

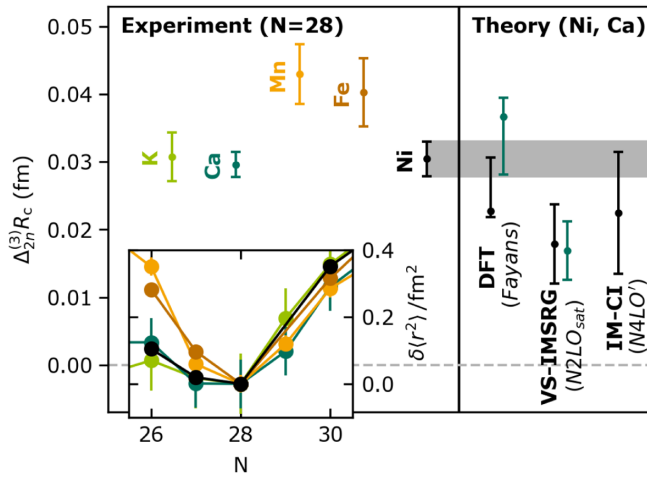


FIG. 3. The three-point indicator quantifies the strength of the “kink” at the $N = 28$ shell closure. Experimental values are shown in the left part of the figure and their differential charge radii relative to the neutron-magic nucleus are detailed in the insert. Representative theory calculations for Ni (black) and Ca (green) are shown in the right part using DFT, VS-IMSRG, and IM-CI (only for Ni). Since the charge radii calculated for different isotopes are strongly correlated, the estimated theoretical error bars of $\Delta_{2n}^{(3)}R_c$ are smaller than those of R_c in Fig. 2.

particularly above ^{56}Ni , which is in accordance with [35], where it was found that SV-min outperforms the Fayans functional along the chain of neutron-rich Ni isotopes. This is most likely caused by isovector components that are not yet included in the current Fayans functional but might become important with additional neutrons. The $\delta\langle r_c^2 \rangle$ results magnify the local trend and exhibit that the slope of the charge radii from IM-CI is overestimated below and underestimated above ^{56}Ni . For VS-IMSRG, the differential ms radii are reasonably reproduced in the complete range $^{54-58}\text{Ni}$, consistent with [35]. To facilitate further discussion of the kink in R_c seen in Fig. 2, we introduce the two-neutron three-point indicator for a kink in the charge radius along an isotopic chain:

$$\Delta_{2n}^{(3)}R_c(N) \equiv \frac{1}{2}[R_c(N+2) - 2R_c(N) + R_c(N-2)]. \quad (2)$$

Figure 3 shows $\Delta_{2n}^{(3)}R_c$ along the $N = 28$ isotonic chain for all elements for which the charge radii have been measured for $N = 26, 28, 30$, together with the theoretical predictions for Ni and Ca. The uncertainties of the DFT calculation, both statistical and systematic, have been evaluated directly for the kink thus eliminating a common background error of the three involved nuclei. The experimental $\Delta_{2n}^{(3)}R_c(28)$ are almost identical for K, Ca, and Ni and slightly larger for Mn and Fe. This is also clearly visible in the inset of Fig. 3 that shows $\delta\langle r_c^2 \rangle$ with respect to the neutron-magic nucleus in the chain. The larger values for Mn and Fe below $N = 28$

can be explained by contributions of ground-state quadrupole correlations in these open-proton-shell nuclei [19]. With the determination of the charge radius of ^{56}Ni , we established the kink at $N = 28$ in the nickel chain and can compare for the first time the three-point charge radii differences for two doubly magic isotones, ^{48}Ca and ^{56}Ni . The equal size of $\Delta_{2n}^{(3)}R_c(28)$ at $Z = 20$ and $Z = 28$, despite the quite different size of the neutron shell gap, different charges, and different types of shell closures, i.e., different proton-spin saturation in ^{48}Ca and ^{56}Ni , had been unanticipated. Still, the kink is reasonably reproduced by our DFT and VS-IMSRG calculations.

Summary.—We have determined the nuclear charge radii of $^{54,55,56}\text{Ni}$ and find the $\delta\langle r_c^2 \rangle$ from ^{54}Ni to ^{58}Ni to be within uncertainties identical to those of their Ca isotones. This is the first case where nuclear charge radii are available across two doubly magic nuclei at the same neutron shell closure. The observed behavior is well reproduced by *ab initio* and DFT calculations based on realistic input. Interestingly, the striking similarity of $\Delta_{2n}^{(3)}R_c(N = 28)$ and fairly different $B(E2; 2_1^+ \rightarrow 0_1^+)$ values [31] for Ca and Ni, suggest that the kink in charge radii does not directly reflect the strength of a shell closure.

This work was supported in part by the Deutsche Forschungsgemeinschaft (DFG, German Research Foundation)—Project-ID 279384907—SFB 1245, by the U.S. Department of Energy, Office of Science, Office of Nuclear Physics under Awards No. DE-SC0013365 and No. DE-SC0018083 (NUCLEI SciDAC-4 Collaboration), by the National Science Foundation under Grants No. PHY 19-13509, No. PHY-15-65546, and No. PHY-21-11185, and by NSERC under Grants No. SAPIN-2018-00027 and No. RGPAS-2018-522453. TRIUMF receives funding via a contribution through the National Research Council of Canada. Computations of VS-IMSRG were performed with an allocation of computing resources on Cedar at WestGrid and Compute Canada. We also thank the RRZE computing center of the Friedrich-Alexander University Erlangen–Nürnberg for supplying resources for this work.

*fsommer@ikp.tu-darmstadt.de

†minamisono@nscl.msu.edu

*wnoertershaeuser@ikp.tu-darmstadt.de

- [1] J. Dobaczewski, N. Michel, W. Nazarewicz, M. Płoszajczak, and J. Rotureau, Shell structure of exotic nuclei, *Prog. Part. Nucl. Phys.* **59**, 432 (2007).
- [2] O. Sorlin and M.-G. Porquet, Nuclear magic numbers: New features far from stability, *Prog. Part. Nucl. Phys.* **61**, 602 (2008).
- [3] T. Otsuka, A. Gade, O. Sorlin, T. Suzuki, and Y. Utsuno, Evolution of shell structure in exotic nuclei, *Rev. Mod. Phys.* **92**, 015002 (2020).

- [4] C. Gorges *et al.*, Laser Spectroscopy of Neutron-Rich Tin Isotopes: A Discontinuity in Charge Radii across the $N = 82$ Shell Closure, *Phys. Rev. Lett.* **122**, 192502 (2019).
- [5] T. Day Goodacre *et al.*, Laser Spectroscopy of Neutron-Rich $^{207,208}\text{Hg}$ Isotopes: Illuminating the Kink and Odd-Even Staggering in Charge Radii across the $N = 126$ Shell Closure, *Phys. Rev. Lett.* **126**, 032502 (2021).
- [6] T. Day Goodacre *et al.*, Charge radii, moments, and masses of mercury isotopes across the $N = 126$ shell closure, *Phys. Rev. C* **104**, 054322 (2021).
- [7] P.-G. Reinhard and W. Nazarewicz, Nuclear charge densities in spherical and deformed nuclei: Toward precise calculations of charge radii, *Phys. Rev. C* **103**, 054310 (2021).
- [8] U. C. Perera, A. V. Afanasjev, and P. Ring, Charge radii in covariant density functional theory: A global view, *Phys. Rev. C* **104**, 064313 (2021).
- [9] A. Klein, B. A. Brown, U. Georg, M. Keim, P. Lievens, R. Neugart, M. Neuroth, R. E. Silverans, L. Vermeeren, and I. Collaboration, Moments and mean square charge radii of short-lived argon isotopes, *Nucl. Phys.* **A607**, 1 (1996).
- [10] D. M. Rossi, K. Minamisono, H. B. Asberry, G. Bollen, B. A. Brown, K. Cooper, B. Isherwood, P. F. Mantica, A. Miller, D. J. Morrissey, R. Ringle, J. A. Rodriguez, C. A. Ryder, A. Smith, R. Strum, and C. Sumithrarachchi, Charge radii of neutron-deficient ^{36}K and ^{37}K , *Phys. Rev. C* **92**, 014305 (2015).
- [11] A. J. Miller, K. Minamisono, A. Klose, D. Garand, C. Kujawa, J. D. Lantis, Y. Liu, B. Maaß, P. F. Mantica, W. Nazarewicz, W. Nörtershäuser, S. V. Pineda, P.-G. Reinhard, D. M. Rossi, F. Sommer, C. Sumithrarachchi, A. Teigelhöfer, and J. Watkins, Proton superfluidity and charge radii in proton-rich calcium isotopes, *Nat. Phys.* **15**, 432 (2019).
- [12] F. Wienholtz *et al.*, Masses of exotic calcium isotopes pin down nuclear forces, *Nature (London)* **498**, 346 (2013).
- [13] M. Rosenbusch *et al.*, Probing the $N = 32$ Shell Closure below the Magic Proton Number $Z = 20$: Mass Measurements of the Exotic Isotopes $^{52,53}\text{K}$, *Phys. Rev. Lett.* **114**, 202501 (2015).
- [14] A. Gade *et al.*, Cross-shell excitation in two-proton knockout: Structure of ^{52}Ca , *Phys. Rev. C* **74**, 021302(R) (2006).
- [15] Á. Kozzorús *et al.*, Charge radii of exotic potassium isotopes challenge nuclear theory and the magic character of $N = 32$, *Nat. Phys.* **17**, 439 (2021).
- [16] R. F. Garcia Ruiz and A. R. Vernon, Emergence of simple patterns in many-body systems: From macroscopic objects to the atomic nucleus, *Eur. Phys. J. A* **56**, 136 (2020).
- [17] R. F. Garcia Ruiz *et al.*, Unexpectedly large charge radii of neutron-rich calcium isotopes, *Nat. Phys.* **12**, 594 (2016).
- [18] H. Heylen *et al.*, Changes in nuclear structure along the Mn isotopic chain studied via charge radii, *Phys. Rev. C* **94**, 054321 (2016).
- [19] K. Minamisono *et al.*, Charge Radii of Neutron Deficient $^{52,53}\text{Fe}$ Produced by Projectile Fragmentation, *Phys. Rev. Lett.* **117**, 252501 (2016).
- [20] M. Kortelainen, Z. Sun, G. Hagen, W. Nazarewicz, T. Papenbrock, and P.-G. Reinhard, Universal trend of charge radii of even-even Ca–Zn nuclei, *Phys. Rev. C* **105**, L021303 (2022).
- [21] T. Otsuka, M. Honma, and T. Mizusaki, Structure of the $N = Z = 28$ Closed Shell Studied by Monte Carlo Shell Model Calculation, *Phys. Rev. Lett.* **81**, 1588 (1998).
- [22] G. Kraus *et al.*, Proton Inelastic Scattering on ^{56}Ni in Inverse Kinematics, *Phys. Rev. Lett.* **73**, 1773 (1994).
- [23] K. Arnsward, A. Blazhev, F. Nowacki, P. Petkov, P. Reiter, T. Braunroth, A. Dewald, M. Droste, C. Fransen, R. Hirsch, V. Karayonchev, L. Kaya, L. Lewandowski, C. Müller-Gatermann, M. Seidlitz, B. Siebeck, A. Vogt, D. Werner, and K. Zell, Enhanced quadrupole collectivity in doubly-magic ^{56}Ni : Lifetime measurements of the 4_1^+ and 6_1^+ states, *Phys. Lett. B* **820**, 136592 (2021).
- [24] J. S. Berryman, K. Minamisono, W. F. Rogers, B. A. Brown, H. L. Crawford, G. F. Grinyer, P. F. Mantica, J. B. Stoker, and I. S. Towner, Doubly-magic nature of ^{56}Ni : Measurement of the ground state nuclear magnetic dipole moment of ^{55}Ni , *Phys. Rev. C* **79**, 064305 (2009).
- [25] P. T. Callaghan, M. Kaplan, and N. J. Stone, The magnetic dipole moment of ^{55}Co , *Nucl. Phys.* **A201**, 561 (1973).
- [26] T. E. Cocolios, A. N. Andreyev, B. Bastin, N. Bree, J. Büscher, J. Elseviers, J. Gentens, M. Huyse, Y. Kudryavtsev, D. Pauwels, T. Sonoda, P. van den Bergh, and P. van Duppen, Magnetic Dipole Moment of $^{57,59}\text{Cu}$ Measured by In-Gas-Cell Laser Spectroscopy, *Phys. Rev. Lett.* **103**, 102501 (2009).
- [27] Ohtsubo, Cho, Yanagihashi, Ohya, and Muto, Measurement of the nuclear magnetic moments of ^{57}Ni and ^{59}Fe , *Phys. Rev. C* **54**, 554 (1996).
- [28] M. Honma, T. Otsuka, B. A. Brown, and T. Mizusaki, New effective interaction for pf-shell nuclei and its implications for the stability of the $N = Z = 28$ closed core, *Phys. Rev. C* **69**, 034335 (2004).
- [29] P. Vingerhoets *et al.*, Nuclear spins, magnetic moments, and quadrupole moments of Cu isotopes from $N = 28$ to $N = 46$: Probes for core polarization effects, *Phys. Rev. C* **82**, 064311 (2010).
- [30] P. Vingerhoets *et al.*, Magnetic and quadrupole moments of neutron deficient $^{58-62}\text{Cu}$ isotopes, *Phys. Lett. B* **703**, 34 (2011).
- [31] B. Pritychenko, M. Birch, B. Singh, and M. Horoi, Tables of E2 transition probabilities from the first 2^+ states in even-even nuclei, *At. Data Nucl. Data Tables* **107**, 1 (2016).
- [32] T. Otsuka, T. Suzuki, R. Fujimoto, H. Grawe, and Y. Akaishi, Evolution of Nuclear Shells Due to the Tensor Force, *Phys. Rev. Lett.* **95**, 232502 (2005).
- [33] S. Kaufmann *et al.*, Charge Radius of the Short-Lived ^{68}Ni and Correlation with the Dipole Polarizability, *Phys. Rev. Lett.* **124**, 132502 (2020).
- [34] S. V. Pineda, K. König, D. M. Rossi, B. A. Brown, A. Incorvati, J. Lantis, K. Minamisono, W. Nörtershäuser, J. Piekarewicz, R. Powel, and F. Sommer, Charge Radius of Neutron-Deficient ^{54}Ni and Symmetry Energy Constraints Using the Difference in Mirror Pair Charge Radii, *Phys. Rev. Lett.* **127**, 182503 (2021).
- [35] S. Malbrunot-Ettenauer *et al.*, Nuclear Charge Radii of the Nickel Isotopes $^{58-68,70}\text{Ni}$, *Phys. Rev. Lett.* **128**, 022502 (2022).
- [36] G. Hagen, A. Ekström, C. Forssén, G. R. Jansen, W. Nazarewicz, T. Papenbrock, K. A. Wendt, S. Bacca,

- N. Barnea, B. Carlsson, C. Drischler, K. Hebeler, M. Hjorth-Jensen, M. Miorelli, G. Orlandini, A. Schwenk, and J. Simonis, Neutron and weak-charge distributions of the ^{48}Ca nucleus, *Nat. Phys.* **12**, 186 (2016).
- [37] G. Hagen, M. Hjorth-Jensen, G.R. Jansen, and T. Papenbrock, Emergent properties of nuclei from ab initio coupled-cluster calculations, *Phys. Scr.* **91**, 063006 (2016).
- [38] J. Hoppe, C. Drischler, K. Hebeler, A. Schwenk, and J. Simonis, Probing chiral interactions up to next-to-next-to-next-to-leading order in medium-mass nuclei, *Phys. Rev. C* **100**, 024318 (2019).
- [39] T. H  ther, K. Vobig, K. Hebeler, R. Machleidt, and R. Roth, Family of chiral two- plus three-nucleon interactions for accurate nuclear structure studies, *Phys. Lett. B* **808**, 135651 (2020).
- [40] K. Minamisono, P.F. Mantica, A. Klose, S. Vinnikova, A. Schneider, B. Johnson, and B.R. Barquest, Commissioning of the collinear laser spectroscopy system in the BECOLA facility at NSCL, *Nucl. Instrum. Methods Phys. Res., Sect. A* **709**, 85 (2013).
- [41] D.J. Morrissey, B.M. Sherrill, M. Steiner, A. Stolz, and I. Wiedenhoever, Commissioning the A1900 projectile fragment separator, *Nucl. Instrum. Methods Phys. Res., Sect. B* **204**, 90 (2003).
- [42] C. Sumithrarachchi, D. Morrissey, S. Schwarz, K. Lund, G. Bollen, R. Ringle, G. Savard, and A. Villari, Beam thermalization in a large gas catcher, *Nucl. Instrum. Methods Phys. Res., Sect. B* **463**, 305 (2020).
- [43] See Supplemental Material at <http://link.aps.org/supplemental/10.1103/PhysRevLett.129.132501> for supplementary information about the nuclear magnetic moment of ^{55}Ni .
- [44] B.R. Barquest, G. Bollen, P.F. Mantica, K. Minamisono, R. Ringle, and S. Schwarz, RFQ beam cooler and buncher for collinear laser spectroscopy of rare isotopes, *Nucl. Instrum. Methods Phys. Res., Sect. A* **866**, 18 (2017).
- [45] Z. Nouri, R. Li, R.A. Holt, and S.D. Rosner, A penning sputter ion source with very low energy spread, *Nucl. Instrum. Methods Phys. Res., Sect. A* **614**, 174 (2010).
- [46] A. Klose, K. Minamisono, C. Geppert, N. Fr  mmgen, M. Hammen, J. Kr  mer, A. Krieger, C. Levy, P.F. Mantica, W. N  rtersh  user, and S. Vinnikova, Tests of atomic charge-exchange cells for collinear laser spectroscopy, *Nucl. Instrum. Methods Phys. Res., Sect. A* **678**, 114 (2012).
- [47] C.A. Ryder, K. Minamisono, H.B. Asberry, B. Isherwood, P.F. Mantica, A. Miller, D.M. Rossi, and R. Strum, Population distribution subsequent to charge exchange of 29.85 keV Ni^+ on sodium vapor, *Spectrochim. Acta B Atom. Spectros.* **113**, 16 (2015).
- [48] K. Minamisono, B.R. Barquest, G. Bollen, K. Cooper, K. Hammerton, M. Hughes, P.F. Mantica, D.J. Morrissey, R. Ringle, J.A. Rodriguez, C.A. Ryder, D.M. Rossi, S. Schwarz, R. Strum, C. Sumithrarachchi, and D. Tarazona, Commissioning of the collinear laser spectroscopy facility BECOLA at NSCL/MSU, *Hyperfine Interact.* **230**, 57 (2015).
- [49] B. Maa  , K. K  nig, J. Kr  mer, A. J. Miller, K. Minamisono, W. N  rtersh  user, and F. Sommer, A 4π fluorescence detection region for collinear laser spectroscopy, [arXiv:2007.02658](https://arxiv.org/abs/2007.02658).
- [50] K. K  nig, K. Minamisono, J. Lantis, S. Pineda, and R. Powel, Beam energy determination via collinear laser spectroscopy, *Phys. Rev. A* **103**, 032806 (2021).
- [51] K. K  nig, F. Sommer, J. Lantis, K. Minamisono, W. N  rtersh  user, S. Pineda, and R. Powel, Isotope-shift measurements and King-fit analysis in nickel isotopes, *Phys. Rev. C* **103**, 054305 (2021).
- [52] M. Hammen *et al.*, From Calcium to Cadmium: Testing the Pairing Functional through Charge Radii Measurements of $^{100-130}\text{Cd}$, *Phys. Rev. Lett.* **121**, 102501 (2018).
- [53] G. Fricke and K. Heilig, Nuclear Charge Radii 28-Ni Nickel, in *Nuclear Charge Radii: New Series*, Landolt-B  rnstein—Numerical data and functional relationships in science and technology Vol. 20, edited by G. Fricke, K. Heilig, H. Schopper, H. Landolt, R. B  rnstein, and W. Martienssen (Springer, Berlin, 2004).
- [54] A. Steudel, U. Triebe, and D. Wendlandt, Isotope shift in Ni I and changes in mean-square nuclear charge radii of the stable Ni isotopes, *Z. Phys. A* **296**, 189 (1980).
- [55] J.   yst  , J.   rje, V. Koponen, P. Taskinen, H. Hyv  nen, A. Hautoj  rvi, and K. Vierinen, Beta decay of nuclides ^{51}Fe and ^{55}Ni : A new approach to on-line isotope separation, *Phys. Lett.* **138B**, 369 (1984).
- [56] S. Kaufmann, Laser spectroscopy of nickel isotopes with a new data acquisition system at ISOLDE, Dissertation, Technische Universit  t Darmstadt, Darmstadt, 2019.
- [57] N.J. Stone, Table of Recommended Nuclear Magnetic Dipole Moments: Part I, Long-Lived States, IAEA Nuclear Data Section, INDC(NDS)-0794 (2019).
- [58] N.J. Stone, Table of Recommended Nuclear Magnetic Dipole Moments—Part II, Short-lived States, IAEA Nuclear Data Section, INDC(NDS)-0816 (2020).
- [59] G. Georgiev *et al.*, g -factor measurements of μs isomeric states in neutron-rich nuclei around ^{68}Ni produced in projectile-fragmentation reactions, *J. Phys. G* **28**, 2993 (2002).
- [60] R.F. Garcia Ruiz, M.L. Bissell, K. Blaum, N. Fr  mmgen, M. Hammen, J.D. Holt, M. Kowalska, K. Kreim, J. Men  ndez, R. Neugart, G. Neyens, W. N  rtersh  user, F. Nowacki, J. Papuga, A. Poves, A. Schwenk, J. Simonis, and D.T. Yordanov, Ground-state electromagnetic moments of calcium isotopes, *Phys. Rev. C* **91**, 041304(R) (2015).
- [61] N.J. Stone, Table of nuclear magnetic dipole and electric quadrupole moments, IAEA Nuclear Data Section, INDC(NDS)-0658 (2014).
- [62] S.R. Stroberg, A. Calci, H. Hergert, J.D. Holt, S.K. Bogner, R. Roth, and A. Schwenk, A Nucleus-Dependent Valence-Space Approach to Nuclear Structure, *Phys. Rev. Lett.* **118**, 032502 (2017).
- [63] S.R. Stroberg, J.D. Holt, A. Schwenk, and J. Simonis, Ab Initio Limits of Atomic Nuclei, *Phys. Rev. Lett.* **126**, 022501 (2021).
- [64] S.R. Stroberg, S.K. Bogner, H. Hergert, and J.D. Holt, Nonempirical interactions for the nuclear shell model: An update, *Annu. Rev. Nucl. Part. Sci.* **69**, 307 (2019).
- [65] S.R. Stroberg, <https://github.com/ragnarstroberg/imsrg>.
- [66] T. Miyagi, S.R. Stroberg, P. Navr  til, K. Hebeler, and J.D. Holt, Converged ab initio calculations of heavy nuclei, *Phys. Rev. C* **105**, 014302 (2022).

- [67] W.G. Jiang, A. Ekström, C. Forssén, G. Hagen, G.R. Jansen, and T. Papenbrock, Accurate bulk properties of nuclei from $A = 2$ to ∞ from potentials with Δ isobars, *Phys. Rev. C* **102**, 054301 (2020).
- [68] R.P. de Groote *et al.*, Measurement and microscopic description of odd–even staggering of charge radii of exotic copper isotopes, *Nat. Phys.* **16**, 620 (2020).
- [69] J. A. Melendez, R. J. Furnstahl, D. R. Phillips, M. T. Pratola, and S. Wesolowski, Quantifying correlated truncation errors in effective field theory, *Phys. Rev. C* **100**, 044001 (2019).
- [70] B. Hu, W. Jiang, T. Miyagi, Z. Sun, A. Ekström, C. Forssén, G. Hagen, J. D. Holt, T. Papenbrock, S. R. Stroberg, and I. Vernon, *Ab initio* predictions link the neutron skin of ^{208}Pb to nuclear forces, [arXiv:2112.01125](https://arxiv.org/abs/2112.01125).
- [71] M. Heinz, A. Tichai, J. Hoppe, K. Hebeler, and A. Schwenk, In-medium similarity renormalization group with three-body operators, *Phys. Rev. C* **103**, 044318 (2021).
- [72] E. Gebrerufael, K. Vobig, H. Hergert, and R. Roth, Ab Initio Description of Open-Shell Nuclei: Merging No-Core Shell Model and In-Medium Similarity Renormalization Group, *Phys. Rev. Lett.* **118**, 152503 (2017).
- [73] C. Stumpf, J. Braun, and R. Roth, Importance-truncated large-scale shell model, *Phys. Rev. C* **93**, 021301(R) (2016).
- [74] A. Tichai, J. Müller, K. Vobig, and R. Roth, Natural orbitals for ab initio no-core shell model calculations, *Phys. Rev. C* **99**, 034321 (2019).
- [75] P. Klüpfel, P.-G. Reinhard, T.J. Bürvenich, and J.A. Maruhn, Variations on a theme by Skyrme: A systematic study of adjustments of model parameters, *Phys. Rev. C* **79**, 034310 (2009).
- [76] A.J. Miller, K. Minamisono, A. Klose *et al.*, Proton superfluidity and charge radii in proton-rich calcium isotopes, *Nat. Phys.* **15**, 432 (2019).
- [77] P.-G. Reinhard and W. Nazarewicz, Information content of the differences in the charge radii of mirror nuclei, *Phys. Rev. C* **105**, L021301 (2022).
- [78] J. Dobaczewski, W. Nazarewicz, and P.-G. Reinhard, Error estimates of theoretical models: A guide, *J. Phys. G* **41**, 074001 (2014).
- [79] P. Klüpfel, J. Erler, P.-G. Reinhard, and J.A. Maruhn, Systematics of collective correlation energies from self-consistent mean-field calculations, *Eur. Phys. J. A* **37**, 343 (2008).