


Heating of Magnetically Dominated Plasma by Alfvén-Wave Turbulence

Joonas Nättilä^{1,2,*} and Andrei M. Beloborodov^{1,3}

¹*Physics Department and Columbia Astrophysics Laboratory, Columbia University,
538 West 120th Street, New York, New York 10027, USA*

²*Center for Computational Astrophysics, Flatiron Institute, 162 Fifth Avenue, New York, New York 10010, USA*

³*Max Planck Institute for Astrophysics, Karl-Schwarzschild-Strasse 1, D-85741 Garching, Germany*

 (Received 2 August 2021; revised 23 November 2021; accepted 8 December 2021; published 14 February 2022)

Magnetic energy around astrophysical compact objects can strongly dominate over plasma rest mass. Emission observed from these systems may be fed by dissipation of Alfvén wave turbulence, which cascades to small damping scales, energizing the plasma. We use 3D kinetic simulations to investigate this process. When the cascade is excited naturally, by colliding large-scale Alfvén waves, we observe quasithermal heating with no nonthermal particle acceleration. We also find that the particles are energized along the magnetic field lines and so are poor producers of synchrotron radiation. At low plasma densities, our simulations show the transition to “charge-starved” cascades, with a distinct damping mechanism.

DOI: [10.1103/PhysRevLett.128.075101](https://doi.org/10.1103/PhysRevLett.128.075101)

Introduction.—Plasmas around neutron stars and black holes are often collisionless and strongly magnetized. Magnetic energy density in these systems can far exceed the plasma rest mass and provide an ample energy reservoir for heating the plasma and making it a bright source of radiation. Magnetic dissipation is likely generic across various astrophysical systems including jets from black holes [1], magnetars [2], pulsars and their winds [3], and mergers of compact objects [4].

One possible mechanism for magnetic energy release is the dissipation of Alfvén wave turbulence in the magnetically dominated plasma, also known as relativistic turbulence [5–8]. Recent numerical experiments demonstrated that when an initial magnetic field \mathbf{B}_0 is stirred by a strong external perturbation, a turbulence cascade develops that can accelerate nonthermal particles [9–15]. These works used rather violent excitation of the turbulence by driving external electric currents into the plasma or by starting with strongly deformed magnetic fields, which both result in $\delta B \sim B_0$.

In this Letter, we investigate relativistic turbulence excited by collisions of low-frequency Alfvén waves with amplitudes $\delta B/B_0 < 1$. This canonical mechanism of turbulence development involves nonlinear interactions between the waves [16–23]. Low-frequency Alfvén waves are natural initial magnetohydrodynamic (MHD) perturbations, which are easily excited by shear motions in the system. The perturbations are long-lived [24] and ducted along \mathbf{B} , which promotes multiple wave collisions. Below we present the first, large-scale, fully kinetic, 3D simulations of the relativistic turbulence generated by this mechanism. Such simulations allow one to study from first principles the formation of the cascade, eventual dissipation of the waves, and the resulting conversion of magnetic energy to particle energy.

Simulation setup.—The plasma in our simulations is made of electrons and positrons. It is initially cold with a dimensionless temperature $\theta_0 \equiv k_B T_0 / m_e c^2 = 10^{-5}$ (where $k_B T_0$ is the initial temperature, m_e is the electron rest-mass, c is the speed of light) and has a uniform density n_0 . The problem is not sensitive to the initial temperature: we have also tested $\theta_0 = 0.3$ and obtained similar results. A uniform background magnetic field $\mathbf{B}_0 = B_0 \hat{\mathbf{z}}$ defines the magnetization $\sigma_0 \equiv B_0^2 / 4\pi n_0 m_e c^2 \gg 1$. We have studied configurations with $\sigma_0 = 30, 100, \text{ and } 1000$.

We initiate the simulation with two periodic, plane-Alfvén waves superimposed on top of each other and \mathbf{B}_0 (see also Refs. [21,25]):

$$\begin{aligned} \delta \mathbf{B}_1 &= -\delta B \cos(k_{\perp,0} y + k_{\parallel,0} z) \hat{\mathbf{x}}, \\ \delta \mathbf{B}_2 &= +\delta B \cos(k_{\perp,0} x - k_{\parallel,0} z) \hat{\mathbf{y}}. \end{aligned} \quad (1)$$

The electric fields of the waves are $\delta \mathbf{E}_{1,2} = v_A \hat{\mathbf{z}} \times \delta \mathbf{B}_{1,2} / c$, where $v_A / c \equiv \sqrt{\sigma_0 / (\sigma_0 + 1)} \approx 1$ is the Alfvén speed. The waves have two dimensionless parameters: amplitude $\delta B / B_0$ and obliqueness $k_{\perp,0} / k_{\parallel,0}$. In MHD, nonlinear interaction is activated for waves with nonaligned polarizations [21,23,26]; we use $\delta \mathbf{B}_1 \perp \delta \mathbf{B}_2$. The two waves propagate in the opposite directions $\pm \hat{\mathbf{z}}$ and cross one (parallel) wavelength on the timescale $t_{\parallel} = 2\pi / c k_{\parallel,0}$. We also experimented with more elaborate initial configurations (e.g., colliding Alfvén wave packets [8,28,29]), with similar results. We chose the simplest configuration in Eq. (1), because its evolution well captures the development of turbulence cascade and plasma energization that we wish to study.

The strength of the nonlinear interaction is determined by the parameter,

$$\chi_0 \equiv \frac{2\delta B k_{\perp,0}}{B_0 k_{\parallel,0}}, \quad (2)$$

where $2\delta B = \delta B_1 + \delta B_2$. Our fiducial model presented below has $\delta B/B_0 = 1/4$ and $k_{\perp,0}/k_{\parallel,0} = 4$, resulting in $\chi_0 = 2$.

Numerical method.—We use a 3D simulation domain $L_{\perp} \times L_{\perp} \times L_{\parallel}$ with $L_{\perp} = 2\pi/k_{\perp,0}$ and $L_{\parallel} = 2\pi/k_{\parallel,0}$, which satisfies periodic boundary conditions. Our fiducial simulation has the grid size $1280^2 \times 5120$. The characteristic plasma scale c/ω_p (where $\omega_p^2 = 4\pi e^2 n_0/m_e$) is resolved with 6 cells. The initial wave number $k_{\perp,0} \approx 0.03\omega_p/c$ is well separated from the plasma scale, allowing a significant range for the turbulence cascade. The simulation is run until most of the turbulence energy becomes dissipated; e.g., the run time for our fiducial simulation with $\chi_0 = 2$ is $10t_{\parallel}$.

The self-consistent evolution of the plasma and the electromagnetic field is followed using the open-source code RUNKO [30]. It employs the particle-in-cell (PIC) method with a standard 2nd-order field solver, charge-conserving current deposition scheme, and a relativistic Boris pusher. The plasma is modeled with 8 particles per cell (1728 per $(c/\omega_p)^3$) and we smooth the electric current with 8 filter passes. The time step is 0.45 of the cell light-crossing time. Further numerical details of the simulations are given in the Supplemental Material [31].

Radiative “ring-in-cell” (RIC) simulations.—In addition to the PIC simulations, we use a novel RIC method, suitable for rapidly gyrating particles in strong magnetic fields, which tracks the particle’s guiding center motion without resolving the fast gyration [32–35]. This technique is particularly useful when simulating plasmas with $\sigma_0 \gg 1$, where gyrofrequency $\omega_B = \sigma_0^{1/2}\omega_p$ far exceeds the plasma frequency. Strong magnetic fields often also imply fast synchrotron cooling. In particular, in neutron star magnetospheres the particles become confined to the ground Landau state and move along the magnetic field lines like beads on a wire. This extreme limit can be simulated by damping any particle motion perpendicular to \mathbf{B} (in $\mathbf{E} \times \mathbf{B}$ drift frame), which is easily implemented in a RIC simulation. Below we compare the results obtained in this extreme limit with the PIC simulation without synchrotron cooling. Remarkably, the wave and plasma evolution are very similar in the PIC and RIC simulations.

Nonlinear wave interactions.—We observed the following evolution. The two initial, counterpropagating, orthogonally polarized waves deform the magnetic field lines effectively creating a sheared background for each other. This causes the nonlinear interaction of the waves [21,23]. The Alfvén waves are sustained with a parallel electric current $\mathbf{j} \approx j\hat{\mathbf{z}}$. As the waves pass through each other multiple times the currents become compressed into thinner sheets (Fig. 1). This is the result of nonlinear

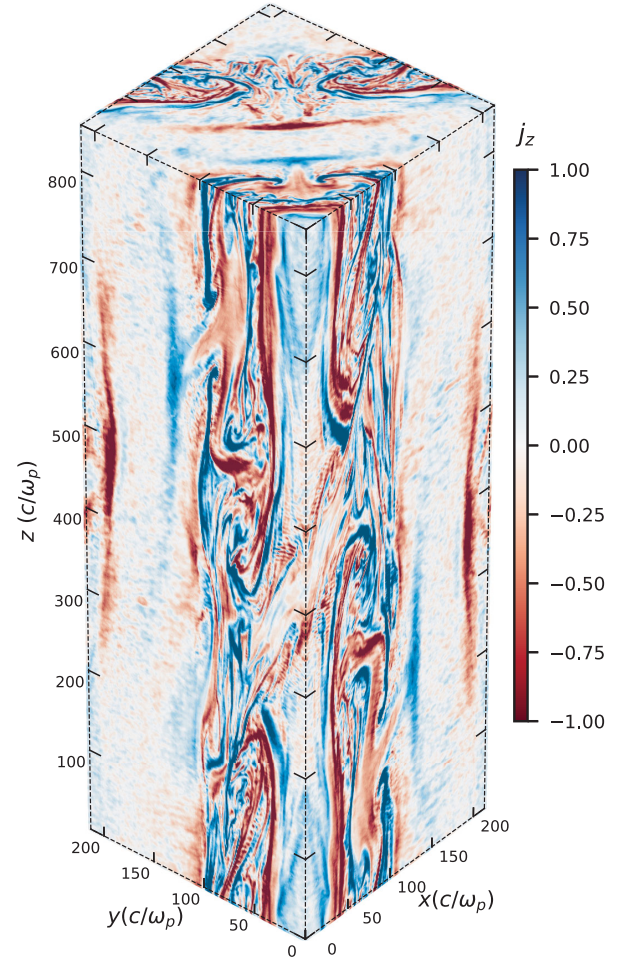


FIG. 1. 3D visualization of the onset of the wave turbulence excited by the collision of two orthogonally polarized Alfvén waves with amplitudes of $\delta B/B_0 = 1/4$ and obliqueness $k_{\perp,0}/k_{\parallel,0} = 4$ at time $t/t_{\parallel} = 1.5$. The magnetization parameter in this simulation is $\sigma_0 = 100$. Color shows the electric current density along the dominant magnetic field direction, j_z (in units of en_0c). Movie is available in Ref. [31].

interaction producing daughter modes—the thin sheets may be viewed as a superposition of the increasing number of high-frequency modes [36]. This cascade process has previously been observed in gyrokinetic, MHD, and force-free electrodynamics simulations, and found responsible for the secular energy transfer to small scales [23,28]. The fact that our kinetic simulations of relativistic turbulence show a similar evolution suggests that it is generic.

Current sheet formation in MHD turbulence is presently a significant topic of research [29,37–41]. Current sheets could become unstable to tearing, triggering magnetic reconnection. However, our simulation shows no signs of reconnection in the gradually thinning current sheets. As the evolution proceeds, we observe that the sheets develop more and more folds with increasing complexity and eventually become chaotic, filling the entire simulation domain. An early phase of turbulence development is visualized in

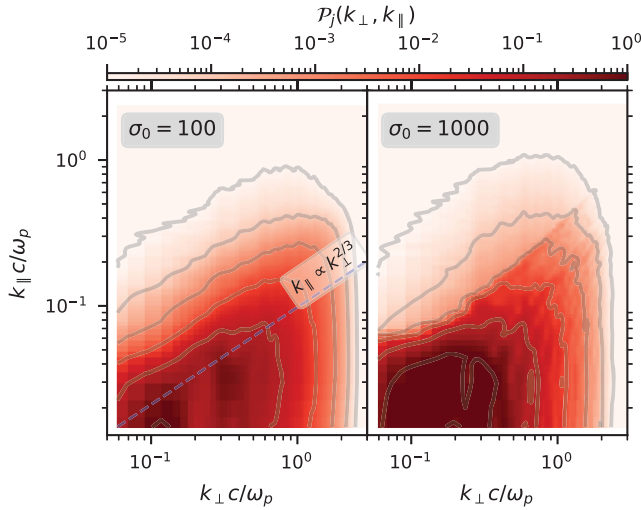


FIG. 2. Power spectrum $\mathcal{P}_j(k_\perp, k_\parallel)$ of the electric current j (in units of en_0c), averaged over time window $1 < t/t_\parallel < 1.5$, observed in two simulations with different σ_0 and the same fiducial parameters $\delta B/B_0 = 1/4$, $\chi_0 = 2$, and $\omega_p/c k_{\perp,0} \approx 34$. The simulation with $\sigma_0 = 100$ (left) is charge surfeit, and the simulation with $\sigma_0 = 1000$ (right) is charge starved. The blue dashed line indicates the expected direction of the cascade development in the charge surfeit regime, $k_\parallel \propto k_\perp^{2/3}$.

Fig. 1; a movie of the evolution is presented in Ref. [31]. This nonlinear evolution involves primarily Alfvén waves with energy density $\sim (B_\perp^2 + E_\perp^2)/8\pi$. Compressive modes (in particular, perturbations of B_z from the background B_0) develop at a lower level, contributing $\sim 10\%$ of the turbulence energy.

When viewed in Fourier space, the magnetic field and electric current fluctuations demonstrate the expected anisotropy: the cascade is k_\perp dominated (Fig. 2). The fluctuation spectrum in the k_\perp, k_\parallel plane has practically no k_\parallel dependence at $k_\parallel/k_{\parallel,0} < (k_\perp/k_{\perp,0})^{2/3}$ as expected for a critically balanced cascade [16]. The magnetic field power spectrum is similar but noisier than the electric current spectrum.

Besides the fiducial model with $\chi_0 = 2$ presented here, we ran other simulations with $1/16 \leq \delta B/B_0 \leq 1/2$ and $1 \leq k_{\perp,0}/k_{\parallel,0} \leq 8$. All of them excited turbulence cascades and showed a similar dissipation mechanism, independent of χ_0 . However, χ_0 controls how quickly the cascade develops and becomes dissipative.

Charge starvation.—The electric current density grows with k_\perp in the cascade and may exceed cen_0 . Then, the plasma becomes unable to support the high-frequency waves [19,42–44]. The parameter quantifying this “charge-starvation” effect for waves with amplitudes $B_w(k_\perp)$ is

$$\kappa \equiv \frac{j}{ecn_0} \approx \frac{k_\perp B_w}{4\pi en_0} \approx \sigma_0^{1/2} \eta \left(\frac{ck_{\perp,0}}{\omega_p} \right)^q \left(\frac{ck_\perp}{\omega_p} \right)^{1-q}, \quad (3)$$

where η and q parametrize the magnetic field spectrum $B_w = \eta B_0 (k_\perp/k_{\perp,0})^{-q}$. One may expect the cascade to terminate because of charge starvation if $\kappa > 1$ is reached at $k_\perp^{-1} > c/\omega_p$. This occurs if $\sigma_0 > \sigma_{cr} = \eta^{-2} (ck_{\perp,0}/\omega_p)^{-2q}$. In the opposite case, the cascade is charge surfeit. Assuming a Kolmogorov-like turbulence spectrum ($q = 1/3$) our fiducial model parameters give $\sigma_{cr} \approx 170$ ($\sigma_{cr} \approx 530$ for weak turbulence with $q = 1/2$). The effects of charge starvation may be studied by comparing the simulations with $\sigma_0 = 100$ (charge surfeit) and 1000 (charge starved).

In the simulation with $\sigma_0 = 1000$ the magnetic field lines become stiffer, resisting sharp kinks that appeared in the charge-surfeit turbulence. The system tries to avoid starvation by increasing the local plasma density at the folds (by a factor $n/n_0 = 2-4$), however, this does not prevent the suppression of turbulence at sufficiently high $k_\perp > k_{\perp,s}$ at which $\kappa > 1$. Some of the cascading wave power is then redirected into expansion in the \mathbf{k} space along k_\parallel (see Fig. 2, right panel).

The main consequence of charge starvation is the changed pattern of turbulence damping. We observed that damping strongly varies on a timescale comparable to ω_s^{-1} where $\omega_s \approx ck_{\parallel,s}$ is the frequency of the starving waves. Damping peaks when the colliding waves are trying to produce a daughter mode with $\omega > \omega_s$ that is not supported by the plasma. This is accompanied by the development of a significant electric field component E_\parallel (parallel to \mathbf{B}) comparable to the wave amplitude B_w .

Particle energization.—In all the simulations, we find that damping of the Alfvén turbulence produces quasithermal heating of the plasma (see Fig. 3; top panel). There is no extended high-energy tail beyond the expected mean Lorentz factor $\langle \gamma \rangle \approx (\delta B/B_0)^2 \sigma_0$. This is in stark contrast with simulations of turbulence with violent driving [9–15]. As a result, all particles move mainly along \mathbf{B} . The mean pitch angle [45] of the hot particles is 2–4 times smaller than would be expected for an isotropic distribution (Fig. 3, bottom panel). The small pitch angles $\sin \alpha \ll 1$ make the fully kinetic PIC simulations with no synchrotron cooling similar to the RIC simulations with complete synchrotron cooling.

The quasithermal heating along \mathbf{B} demonstrates that the particles gain energy gradually, much slower than their gyration in the strong \mathbf{B} . This is true for both charge-surfeit and charge-starved cascades. With increasing scale separation $\omega_p/c k_{\perp,0}$, which implies decreasing B_w/B_0 on the damping scale, we expect the heating to become completely one-dimensional along \mathbf{B} .

In the charge-surfeit regime, the expected heating mechanism is Landau damping. Alfvén waves with high k_\perp (approaching the kinetic scale) have a significant $E_\parallel \sim B_w$, because of the plasma inertia. Their phase speed along \mathbf{B} drops below c [46], so particles can resonantly exchange energy with the high- k_\perp waves. A similar damping mechanism has been invoked for the nonrelativistic

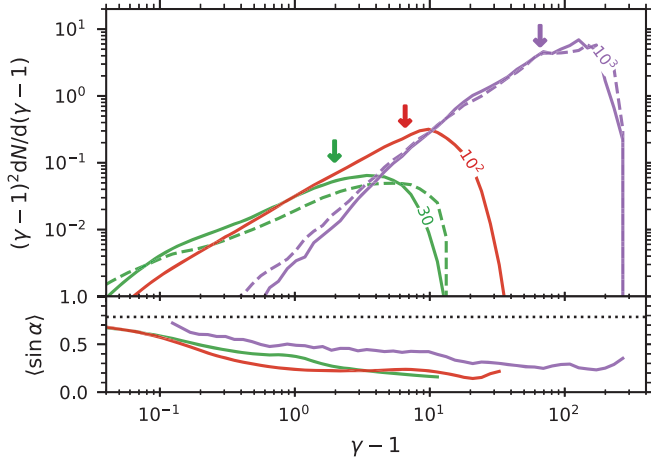


FIG. 3. Particle kinetic energy spectra (top) and mean pitch angle (bottom) at a late time $t/t_{\parallel} = 3$ in the simulations with $\delta B/B_0 = 1/4$, $\chi_0 = 2$, and different $\sigma_0 = 30$ (green), 100 (red), and 1000 (purple). The fully kinetic PIC results are shown by the solid curves, and two RIC simulations for $\sigma_0 = 30$ and 1000 are shown by the dashed curves. Arrows indicate the mean Lorentz factor at the end of turbulence dissipation, $\langle \gamma \rangle \approx (\delta B/B_0)^2 \sigma_0$. The horizontal dotted line in the bottom panel shows the mean pitch angle that would be found for an isotropic particle distribution.

turbulence in the solar wind [47–50]. By contrast, in the charge-starved regime $E_{\parallel} \sim B_w$ develops in waves with $k_{\perp} \sim k_{\perp,s}$, which have $\kappa \sim 1$.

In both regimes, particle acceleration is slower than gyration. Furthermore, bending of the magnetic field lines at the damping scale is small, $B_w/B_0 \ll 1$. As a result, particle motion perpendicular to \mathbf{B} cannot be efficiently excited, and almost all the turbulence energy converts into particle motion along \mathbf{B} . We have measured the dissipation rate $W_{\parallel} = \langle \mathbf{E}_{\parallel} \cdot \mathbf{j} \rangle$ (averaged over space and time) and compared it with $W_{\perp} = \langle \mathbf{E}_{\perp} \cdot \mathbf{j} \rangle$, where \mathbf{E}_{\perp} is the electric field component perpendicular to \mathbf{B} . We found $W_{\parallel}/W_{\perp} \approx 6.4$ for $\sigma_0 = 30$ and $W_{\parallel}/W_{\perp} \approx 16$ for $\sigma_0 = 1000$, confirming the dominant role of E_{\parallel} .

Discussion.—Our simulations are among the largest 3D kinetic simulations of relativistic turbulence, reaching the scale separation $\omega_p/c k_0 \approx 34$ in our fiducial runs with the high resolution of the dissipation scale, and up to $\omega_p/c k_0 = 170$ in shorter runs employing domains of $2560^2 \times 10240$ and a reduced resolution of c/ω_p . The simulations may still be unable to capture possible effects special to cascades with extremely large inertial ranges. In particular, it was argued that Alfvénic cascades with very large scale separations may develop tearing-unstable current sheets, releasing magnetic energy via magnetic reconnection [29,37–40]. If reconnection is activated on small scales and dissipates field jumps $\Delta B \ll B_0$, it would kick particles to modest $\gamma \sim (\Delta B/B_0)^2 \sigma_0$. Such dissipation in the dominant guide field would be unable to “unmagnetize” the particles—their motion would remain confined along \mathbf{B}

(resembling particle energization we observed in the charge-starved cascade).

Deviations from the picture described in this Letter could occur if the turbulence is excited with a large $\delta B/B_0 \gtrsim 1$, depending on how it is driven. We have also simulated collisions of Alfvén-wave packets with $\delta B/B_0 > 1$ and experimented with both plane and torsional waves (see Refs. [8,29] for similar setups). We observed that such collisions immediately emit a large fraction of the wave energy in a strong compressive “fast” mode—the second eigenmode of the magnetically dominated plasma, which can freely propagate across \mathbf{B} and escape the system. The remaining Alfvén waves developed the turbulence cascade resembling our simulations with lower $\delta B/B_0$.

Violent deformation of the magnetic field $\delta B/B_0 \gtrsim 1$ with an arbitrary perturbation pattern may qualitatively differ from proper Alfvénic turbulence. Then, immediate formation of large tearing-unstable current sheets, was observed, followed by strong nonthermal particle acceleration [10–12]. Unlike Alfvén wave turbulence cascades, this violent dissipation occurs in a similar way in 2D and 3D simulations. Such reconnection-mediated energy release may result from global instabilities triggered by overtwisting of magnetic field lines, and it should be distinguished from damping of Alfvénic turbulence cascades in a dominant background field \mathbf{B}_0 .

This distinction has important observational implications. For Alfvénic turbulence, our simulations show the absence of nonthermal particle acceleration, and heating occurs along \mathbf{B} . Then, synchrotron emission will be suppressed, and the dominant radiative process is inverse Compton (IC) scattering of ambient photons, which produces hard radiation spectra (see also Refs. [51–54]). Synchrotron emission from plasmas heated by Alfvénic turbulence can be activated if the IC photons do not escape the system and turn into secondary e^{\pm} pairs, after a sufficient free path that allows them to develop pitch angles relative to local \mathbf{B} [51,55]. Copious pair creation will occur in sufficiently compact systems, and can even make the plasma optically thick. In this high-compactness regime, the radiative output of Alfvénic turbulence can become similar to flares emitted by large-scale magnetic reconnection [56]. For less compact, optically thin systems, one can expect a drastic difference between damping of Alfvénic turbulence and large-scale magnetic reconnection: plasma heated by Alfvénic turbulence will be synchrotron silent. This difference may help identify the energy release mechanism in observed sources.

We thank Stanislav Boldyrev, Luca Comisso, Daniel Grošelj, Yuri Lyubarsky, Jens Mahlmann, Alfred Mallet, Donald Melrose, Sasha Philippov, Bart Ripperda, Alex Schekochihin, Lorenzo Sironi, Emanuele Sobacchi, Chris Thompson, and the anonymous referees for helpful discussions and comments. J.N. is supported by a joint Columbia University/Flatiron Research Fellowship.

A. M. B. is supported by NSF Grants No. AST 1816484 and No. AST 2009453, Simons Foundation Grant No. 446228, and the Humboldt Foundation. Simons Foundation is acknowledged for computational support.

*jnattila@flatironinstitute.org

- [1] M. Böttcher, *Galaxies* **7**, 20 (2019).
- [2] V. M. Kaspi and A. M. Beloborodov, *Annu. Rev. Astron. Astrophys.* **55**, 261 (2017).
- [3] R. Bühler and R. Blandford, *Rep. Prog. Phys.* **77**, 066901 (2014).
- [4] S. Ascenzi, G. Oganessian, M. Branchesi, and R. Ciolfi, *J. Plasma Phys.* **87** (2021).
- [5] C. Thompson and O. Blaes, *Phys. Rev. D* **57**, 3219 (1998).
- [6] D. A. Uzdensky, *Mon. Not. R. Astron. Soc.* **477**, 2849 (2018).
- [7] E. Sobacchi and Y. E. Lyubarsky, *Mon. Not. R. Astron. Soc.* **491**, 3900 (2020).
- [8] X. Li, J. Zrake, and A. M. Beloborodov, *Astrophys. J.* **881**, 13 (2019).
- [9] V. Zhdankin, G. R. Werner, D. A. Uzdensky, and M. C. Begelman, *Phys. Rev. Lett.* **118**, 055103 (2017).
- [10] L. Comisso and L. Sironi, *Phys. Rev. Lett.* **121**, 255101 (2018).
- [11] L. Comisso and L. Sironi, *Astrophys. J.* **886**, 122 (2019).
- [12] J. Nättilä and A. M. Beloborodov, *Astrophys. J.* **921**, 87 (2021).
- [13] V. Zhdankin, *Astrophys. J.* **922**, 172 (2021).
- [14] A. M. Hankla, V. Zhdankin, G. R. Werner, D. A. Uzdensky, and M. C. Begelman, *Mon. Not. R. Astron. Soc.* **509**, 3826 (2021).
- [15] C. Vega, S. Boldyrev, V. Roytershteyn, and M. Medvedev, arXiv:2111.04907.
- [16] P. Goldreich and S. Sridhar, *Astrophys. J.* **438**, 763 (1995).
- [17] P. Troischt and C. Thompson, *Phys. Rev. D* **70**, 124030 (2004).
- [18] Q. Luo and D. Melrose, *Mon. Not. R. Astron. Soc.* **368**, 1151 (2006).
- [19] C. Thompson, *Astrophys. J.* **688**, 1258 (2008).
- [20] J. Cho, *J. Korean Phys. Soc.* **65**, 871 (2014).
- [21] G. G. Howes and K. D. Nielson, *Phys. Plasmas* **20**, 072302 (2013).
- [22] D. Grošelj, C. H. e. Chen, A. Mallet, R. Samtaney, K. Schneider, and F. Jenko, *Phys. Rev. X* **9**, 031037 (2019).
- [23] J. M. TenBarge, B. Ripperda, A. Chernoglazov, A. Bhattacharjee, J. F. Mahlmann, E. R. Most, J. Juno, Y. Yuan, and A. A. Philippov, *J. Plasma Phys.* **87**, 905870614 (2021).
- [24] A. Mallet and B. D. G. Chandran, arXiv:2105.14126.
- [25] K. D. Nielson, G. G. Howes, and W. Dorland, *Phys. Plasmas* **20**, 072303 (2013).
- [26] Immediate dissipation can occur for colliding waves with $\delta\mathbf{E}_1 \parallel \delta\mathbf{E}_2$ when $\delta B/B_0 > 1/2$ [27]. We do not consider such configurations in this Letter, and focus on normal MHD cascades whose developments require nonaligned polarizations of the initial waves.
- [27] X. Li, A. M. Beloborodov, and L. Sironi, *Astrophys. J.* **915**, 101 (2021).
- [28] J. L. Verniero, G. G. Howes, and K. G. Klein, *J. Plasma Phys.* **84**, 905840103 (2018).
- [29] B. Ripperda, J. F. Mahlmann, A. Chernoglazov, J. M. TenBarge, E. R. Most, J. Juno, Y. Yuan, A. A. Philippov, and A. Bhattacharjee, *J. Plasma Phys.* **87**, 905870512 (2021).
- [30] J. Nättilä, arXiv:1906.06306.
- [31] See Supplemental Material at <http://link.aps.org/supplemental/10.1103/PhysRevLett.128.075101> for a discussion on the technical simulation parameters and for a movie visualizing the folding of the current sheets and development of the turbulence.
- [32] T. G. Northrop, *Rev. Geophys.* **1**, 283 (1963).
- [33] A. Beklemishev and M. Tessarotto, *Phys. Plasmas* **6**, 4487 (1999).
- [34] F. Bacchini, B. Ripperda, A. A. Philippov, and K. Parfrey, *Astrophys. J. Suppl. Ser.* **251**, 10 (2020).
- [35] Our implementation includes only acceleration by \mathbf{E}_{\parallel} and the $\mathbf{E} \times \mathbf{B}$ drift term when updating the particle momentum. Higher order drift terms are found unimportant for simulations with $\delta B/B_0 < 1$.
- [36] G. G. Howes, *Astrophys. J.* **827**, L28 (2016).
- [37] A. Mallet, A. A. Schekochihin, and B. D. G. Chandran, *J. Plasma Phys.* **83**, 905830609 (2017).
- [38] A. Mallet, A. A. Schekochihin, and B. D. G. Chandran, *Mon. Not. R. Astron. Soc.* **468**, 4862 (2017).
- [39] N. F. Loureiro and S. Boldyrev, *Phys. Rev. Lett.* **118** (2017).
- [40] S. Boldyrev and N. F. Loureiro, *Astrophys. J.* **844**, 125 (2017).
- [41] A. Chernoglazov, B. Ripperda, and A. Philippov, *Astrophys. J. Lett.* **923**, L13 (2021).
- [42] O. Blaes, R. Blandford, P. Madau, and S. Koonin, *Astrophys. J.* **363**, 612 (1990).
- [43] C. Thompson, *Astrophys. J.* **651**, 333 (2006).
- [44] A. Y. Chen, Y. Yuan, A. M. Beloborodov, and X. Li, arXiv:2010.15619v1.
- [45] Measured relative to \mathbf{B} in the frame co-moving with the $\mathbf{E} \times \mathbf{B}$ drift.
- [46] J. Arons and J. J. Barnard, *Astrophys. J.* **302**, 120 (1986).
- [47] J. M. TenBarge and G. G. Howes, *Astrophys. J.* **771**, L27 (2013).
- [48] T. C. Li, G. G. Howes, K. G. Klein, and J. M. TenBarge, *Astrophys. J.* **832**, L24 (2016).
- [49] G. G. Howes, A. J. McCubbin, and K. G. Klein, *J. Plasma Phys.* **84**, 905840105 (2018).
- [50] C. H. K. Chen, K. G. Klein, and G. G. Howes, *Nat. Commun.* **10**, 740 (2019).
- [51] E. Sobacchi, J. Nättilä, and L. Sironi, *Mon. Not. R. Astron. Soc.* **503**, 688 (2021).
- [52] E. Sobacchi, L. Sironi, and A. M. Beloborodov, *Mon. Not. R. Astron. Soc.* **506**, 38 (2021).
- [53] L. Comisso, E. Sobacchi, and L. Sironi, *Astrophys. J. Lett.* **895** L40 (2020).
- [54] L. Comisso and L. Sironi, arXiv:2109.02666.
- [55] A. M. Beloborodov, *Astrophys. J.* **850**, 141 (2017).
- [56] A. M. Beloborodov, *Astrophys. J.* **921**, 92 (2021).