

Shear Thickening and Jamming of Dense Suspensions: The “Roll” of Friction

Abhinendra Singh^{1,2,*}, Christopher Ness^{1,3}, Ryohei Seto^{4,†}, Juan J. de Pablo^{1,5} and Heinrich M. Jaeger^{2,6}

¹*Pritzker School of Molecular Engineering, University of Chicago, Chicago, Illinois 60637, USA*

²*James Franck Institute, University of Chicago, Chicago, Illinois 60637, USA*

³*School of Engineering, University of Edinburgh, Edinburgh EH9 3FG, United Kingdom*

⁴*Wenzhou Institute, University of Chinese Academy of Sciences, Wenzhou, Zhejiang 325000, China*

⁵*Materials Science Division, Argonne National Laboratory, Lemont, Illinois 60439, USA*

⁶*Department of Physics, University of Chicago, Chicago, Illinois 60637, USA*



(Received 24 February 2020; accepted 20 May 2020; published 18 June 2020)

Particle-based simulations of discontinuous shear thickening (DST) and shear jamming (SJ) suspensions are used to study the role of stress-activated constraints, with an emphasis on resistance to gearlike rolling. Rolling friction decreases the volume fraction required for DST and SJ, in quantitative agreement with real-life suspensions with adhesive surface chemistries and “rough” particle shapes. It sets a distinct structure of the frictional force network compared to only sliding friction, and from a dynamical perspective leads to an increase in the velocity correlation length, in part responsible for the increased viscosity. The physics of rolling friction is thus a key element in achieving a comprehensive understanding of strongly shear-thickening materials.

DOI: 10.1103/PhysRevLett.124.248005

Introduction.—The flow properties of dense suspensions of non-Brownian particles are critical in numerous natural and industrial processes [1–6]. Under shear, such suspensions can display extreme non-Newtonian phenomena [1,3,7] that originate from the interplay of interfacial forces [2,8] as well as *frictional* contact forces [9,10]. In particular, strong shear thickening, a phenomenon of both fundamental interest and practical importance [1–3], represents a cross-over from unconstrained to constrained tangential pairwise particle motions as the imposed shear stress σ increases and a repulsive force threshold (F_0 , defined below) is exceeded [11–14]. Such *stress-activated* constraints can originate from Coulombic, static friction [9–16], or from a combined effect of hydrodynamics and asperities [17]. Static friction enhances correlated motion and stabilizes load-bearing force networks against buckling, thereby leading to a reduced jamming volume fraction $\phi_J^{\mu}(\sigma)$ [18] and ultimately an increased viscosity set by $\eta \equiv \sigma/\dot{\gamma} \sim [1 - \phi/\phi_J^{\mu}(\sigma)]^{-2}$, with $\dot{\gamma}$ the shear rate. Indeed, the prevailing theoretical description of shear thickening is a two-state model by Wyart and Cates (WC) [19] that interpolates linearly between frictionless and frictional η divergences as σ is increased using, as a scalar order parameter, the fraction of contacts that are frictional. At volume fractions close to ϕ_J^{μ} , η can jump by orders of magnitude (discontinuous shear thickening (DST) [1,3,11]) upon minuscule changes in $\dot{\gamma}$; at $\phi > \phi_J^{\mu}$, the suspension can even form a solidlike, shear jammed state [14,20–23].

An important fundamental question is how the nature of force transmission changes in the presence of stress-activated particle friction and, specifically, whether direct contacts constrain both sliding and rolling pairwise motion.

The consequences of constraining particle motion by sliding (coefficient μ_s) and rolling (coefficient μ_r) friction for the rheology and microscopic dynamics during DST and shear jamming (SJ) remain largely unexplored, despite recent works that attest to its importance [24,25].

In this Letter, we address this issue directly and demonstrate the role of constraints numerically by marrying the physics of both rolling and sliding friction from dry granular materials with a well-established simulation approach for shear-thickening suspensions [11,12]. Sketched in Fig. 1(a) are schematics of pairwise contacts illustrating hard-sphere (i), sliding (ii), and rolling (iii) constraints. When particles experience a hard-sphere constraint only, but no friction, η diverges when Z , the number of nonrattler contacts per particle [21], equals its so-called isostatic value $Z_{\text{iso}}^{\{\mu_s=0, \mu_r=0\}} = 6$. This occurs at a specific $\phi_J^{\{\mu_s=0, \mu_r=0\}}$ [18,26], which in our 3D simulation for a bidisperse suspension is ≈ 0.65 . The constraints offered by friction at contact confer enhanced mechanical stability so that η can diverge for $Z < 6$ and $\phi_J < 0.65$. For instance, large μ_s leads to $Z_{\text{iso}}^{\{\infty, 0\}} = 4$ at $\phi_J^{\{\infty, 0\}} \approx 0.57$ [27]. Incorporating both rolling and sliding friction further lowers the limiting number of contacts to $Z_{\text{iso}}^{\{\infty, \infty\}} = D(D+1)/(2D-1) = 2.4$ (in 3D) [24,28], so that $\phi_J^{\{\infty, \infty\}} \approx 0.36$ [see Figs. 1(b) and 1(c)]. This simple argument already demonstrates that the viscosity is highly sensitive to the nature of tangential constraints.

Most natural and industrially relevant suspensions, including cornstarch and water mixtures, an archetypical shear-thickening suspension, comprise faceted particles

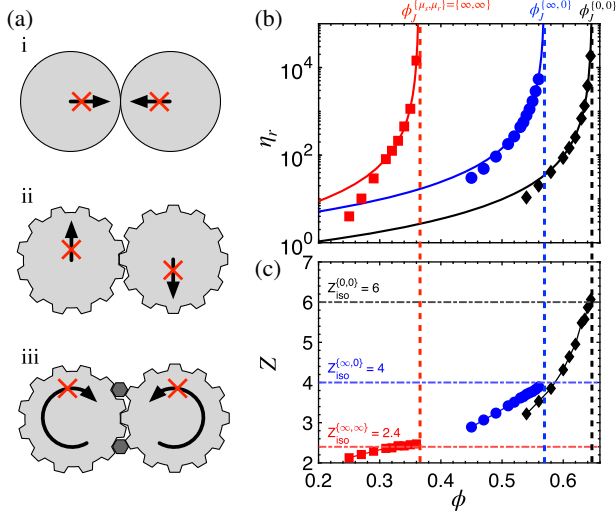


FIG. 1. Jamming and constraints. (a) Different types of constraint: (i) hard sphere, $\{\mu_s, \mu_r\} = \{0, 0\}$; (ii) infinite sliding friction, $\{\infty, 0\}$; (iii) infinite sliding and rolling frictions, $\{\infty, \infty\}$; (b), (c) Simulation data for constraints (i) (black diamonds); (ii) (blue circles); and (iii) (red squares). (b) Relative viscosity $\eta_r \equiv \eta/\eta_0$ vs volume fraction ϕ . Solid lines are fits to $\eta_r = (1 - \phi/\phi_j^{\{\mu_s, \mu_r\}})^{-2}$, where $\phi_j^{\{0,0\}} = 0.6477$, $\phi_j^{\{\infty,0\}} = 0.5702$, and $\phi_j^{\{\infty,\infty\}} = 0.3648$. (c) Contact number Z (only nonrattler particles) vs volume fraction ϕ . Horizontal dashed lines indicate the isostatic conditions Z_{iso} ; vertical dashed lines are $\phi_j^{\{\mu_s, \mu_r\}}$ used in (b).

with asperities (and, in some cases, adhesive interactions originating from surface chemistry) [30–33]. Such features lead to interlocking between particle surfaces introducing new physics not describable by sliding friction alone, suggesting that resistance to rolling is important. Moreover, in the dry granular literature it has been shown that a direct consequence of angular particle shape is hindered particle rotation, and that the rheology can be reproduced by incorporating rolling friction along with sliding friction [34,35]. Meanwhile, in dry tribology adhesive forces between particles are known to resist rolling due to flattening of the contact point [36,37]. Recent suspension studies have demonstrated that short-ranged particle-particle interactions such as hydrogen bonding may similarly not only increase sliding friction but also introduce a small amount of weak, reversible adhesion [33,38]. The latter can lead to stress-activated rolling friction. Crucially, such suspensions exhibit DST at $\phi \lesssim 0.45$ [30–32,39,40], whereas simulations that include only sliding friction consistently report the lower bound for DST as $\phi \approx 0.56$ [14,16]. This dramatic discrepancy impedes quantitative prediction of experimental behavior despite recent advances in the field [1].

The physics of *stress-activated* rolling friction is thus an attractive candidate to account for the longstanding disparity between experiments and simulations: it is micro-mechanically well motivated as it captures the effect of

facets, asperities, and surface chemistry; it can, on the grounds of constraint counting, account for the low- ϕ SJ observed experimentally; and it is consistent with the WC model [14,19,41,42].

Method.—We simulate a bidisperse suspension, an equal volume fraction mixture of 2000 inertialess spheres of radii a and $1.4a$, suspended in a density-matched Newtonian fluid of viscosity η_0 . Under imposed shear stress σ_{xy} (referred to as σ below and described in Ref. [21]) the suspension flows with time-dependent shear rate $\dot{\gamma}(t)$ in a 3D Lees–Edwards periodic domain. After omitting the start-up flow transient [which typically lasts $\mathcal{O}(1)$ strain units] we report relative viscosity $\eta_r \equiv \sigma/\eta_0\langle\dot{\gamma}\rangle$, where angle brackets imply time average over the steady state. The particles are subject to Stokes drag and interact through short-range pairwise hydrodynamic lubrication interactions F_H (see Ref. [12]), repulsive forces F_R , and contact interactions F_C . The repulsive force acts normally and decays with interparticle surface separation h over a Debye length λ as $|F_R| = F_0 \exp(-h/\lambda)$ (we use $\lambda = 0.01a$). This gives rise to a stress scale $\sigma_0 \equiv F_0/6\pi a^2$, related by an $\mathcal{O}(1)$ prefactor (which may very weakly depend on λ) to the crossover from lubricated, frictionless contacts between particles to direct, frictional ones. The contact interaction is modeled using linear springs [12], incorporating both sliding and rolling friction using the algorithm described by Luding [43]. Contacts obey Coulomb’s friction law for both sliding and rolling modes: $|F_{C,t}| \leq \mu_s |F_{C,n}|$ and $|F_{C,r}| \leq \mu_r |F_{C,n}|$. Rolling friction introduces a resistance to motion that is not a force but a torque. Thus, the rolling friction force $|F_{C,r}|$, which is proportional to the relative rolling displacement, is a quasiforce that does not contribute to the force balance and is calculated only to compute the rolling torque. Hindered rolling motion leads to contacting particles that, under compression, must rotate as a solid body as though glued to each other. Under tension, meanwhile, contacts simply break. Further details are available in the Supplemental Materials [44–46].

Overview of bulk rheology results.—Shown in Fig. 2(a) is the relative viscosity η_r as a function of scaled shear stress σ/σ_0 for three combinations of friction coefficients $\{\mu_s, \mu_r\}$ at $\phi = 0.45$. Setting $\mu_r = 0$ at this ϕ leads to continuous shear thickening (CST) regardless of the value of μ_s , whereas $\mu_r > 0$ leads to DST as evidenced by $\eta_r \propto \sigma/\sigma_0$ (dashed line). Because frictional contacts are stress-activated (as also assumed by the WC model), at $\sigma/\sigma_0 \ll 1$, η_r resides on the $\{0, 0\}$ branch of Fig. 2(b) (squares and line). Increasing σ/σ_0 at fixed ϕ , η_r transitions to a frictional branch as direct contacts appear. The extent of shear thickening is set simply by the position of $\phi_j^{\{0,0\}}$ relative to $\phi_j^{\{\mu_s, \mu_r\}}$: the more constraints are added, the lower ϕ_j becomes and the more severe shear thickening is. Thus incorporating rolling friction recovers the surprisingly low SJ volume fraction $\phi = 0.45$ (for these parameters) observed experimentally in the case of suspensions with

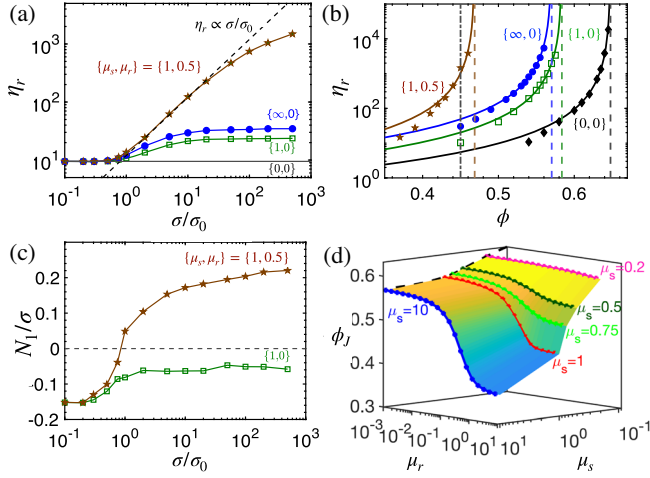


FIG. 2. Rheology with rolling friction. (a) Relative viscosity η_r as a function of shear stress σ/σ_0 at $\phi = 0.45$. Weak shear thickening is observed in simulations with sliding friction only ($\{\mu_s, \mu_r\} = \{1, 0\}$ and $\{\infty, 0\}$), whereas those with rolling friction ($\{\mu_s, \mu_r\} = \{1, 0.5\}$) display DST ($\eta_r \propto \sigma/\sigma_0$, dashed line) at the same ϕ . (b) η_r divergence with ϕ for $\{\mu_s, \mu_r\}$ pairs in (a). (c) The ratio N_1/σ of the first normal stress difference to the shear stress as a function of σ/σ_0 at $\phi = 0.45$. N_1/σ with sliding friction only ($\{\mu_s, \mu_r\} = \{1, 0\}$) remains small and negative, while with rolling friction ($\{\mu_s, \mu_r\} = \{1, 0.5\}$) it turns positive. (d) ϕ_J dependence on sliding μ_s and rolling μ_r friction coefficients. The dashed line is the dependence of ϕ_J on μ_s with $\mu_r = 0$. Solid lines indicate the dependence of ϕ_J on μ_r for several values of μ_s .

rough particles [30–32]. Recent theory [24] suggests a generalization of the WC model to reflect more selective force transmission due to rolling friction, causing a wider range of stress over which thickening occurs. This is consistent with our findings and also the experimental observations of Hsu *et al.* [32]. Figure 2(c) shows the ratio N_1/σ (with $N_1 \equiv \sigma_{xx} - \sigma_{yy}$) of the first normal stress difference, indicating the reorientation angle of the eigenvectors of the stress, for $\{\mu_s, \mu_r\} = \{1, 0\}$ (squares) and $\{1, 0.5\}$ (stars) at $\phi = 0.45$. Simulations without rolling friction exhibit a small, negative N_1/σ for the entire range of σ [12], while simulations with rolling friction exhibit a sign change to positive values; they are even larger than the reported result near jamming without rolling friction [47]. Our results indicate that the contact network can behave more elasticlike due to more stable contacts with rolling friction. This is consistent with recent experiments on tunable rough particles [31,32] that showed a similar transition in N_1 upon increasing particle roughness.

In Fig. 2(d), we present a comprehensive map of $\phi_J^{\{\mu_s, \mu_r\}}$, generated by simulating the limit $\sigma/\sigma_0 \rightarrow \infty$ (by setting $F_0 = 0$) for a broad range of μ_s , μ_r , and ϕ , and extracting ϕ_J by fitting the viscosity to $\eta_r = (1 - \phi/\phi_J^{\{\mu_s, \mu_r\}})^{-2}$. For every value of μ_s , we observe that ϕ_J decreases with increasing μ_r . For the lowest $\mu_s = 0.2$ simulated here the

effect of rolling friction on ϕ_J is rather modest. With increasing μ_s the dependence of ϕ_J on μ_r becomes stronger and we observe saturation at $\mu_r \geq 1$. Especially interesting is the μ_s range between 0.5 and 1, where ϕ_J decreases rapidly as small amounts of rolling friction come into play. For the case of $\mu_s \rightarrow \infty$, the change in μ_r from 10^{-3} to 10 decreases ϕ_J from 0.57 to 0.36. Our results suggest that for suspensions with small sliding friction coefficient ($\mu_s \leq 0.2$) ϕ_J is almost independent of μ_r . Meanwhile for particles with higher sliding friction, $\mu_s \geq 0.35$, rolling constraints can drastically affect the rheological behavior.

Comparison with experiments.—Given that the shape of normalized rheological flow curves as in Fig. 2(a) is controlled by ϕ_J as the only free parameter, any $\{\mu_s, \mu_r\}$ pair residing on a constant- ϕ_J contour of appropriate magnitude could fit the experimental data equally well. Still, there are considerations regarding the magnitude of μ_s . To reproduce DST seen in experiments with nominally smooth spheres, previous simulations [11,12,14,16] that only constrained sliding required $\mu_s \approx 1$. This is a concern [1,48], since direct measurements typically report $\mu_s \lesssim 0.5$ [9,33,48]. However, from Fig. 2(d) we find that an equally good fit should be obtainable by reducing μ_s to 0.5 and adding some rolling friction, around 1/10 of μ_s . We demonstrate this in Fig. 3(a) for silica spheres with data from Royer *et al.* [49], which are reproduced very well using the pair $\{\mu_s, \mu_r\} = \{0.5, 0.07\}$, at large stresses possibly even better than by $\{1, 0\}$ [50]. While small, this rolling resistance is important to capture the physics of frictional particle-particle interactions: $\{0.5, 0\}$ underpredicts the viscosity significantly.

We next consider experiments by James *et al.* [33], in which hydrogen bonding between surface-functionalized poly(methyl-methacrylate)/itaconic acid (PMMA/ITA) spheres in an aqueous solvent was shown to increase the *effective* interparticle friction [Fig. 3(b); we scaled the two curves such that the onset stress for shear thickening is the same and coincides with the simulation data, i.e.,

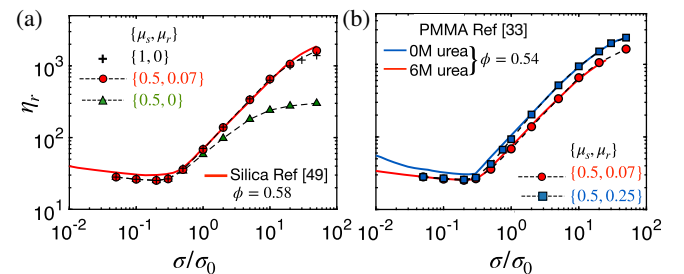


FIG. 3. Comparison with experiments. (a) Experimental data from Ref. [49] (line) for $\phi = 0.58$ and simulation data for $\phi = 0.56$ (symbols) for various combinations of μ_s and μ_r . To scale the experimental results we use $F_0 = 1.5$ nN. (b) Experimental data from Ref. [33] (lines) for $\phi = 0.54$ and simulation data for $\phi = 0.56$ (symbols). To scale the experimental results we use $F_0 = 1$ nN and $F_0 = 0.3$ nN for 6 M and 0 M, respectively.

$\sigma/\sigma_0 = 0.3$]. When hydrogen bonding is suppressed by adding 6 M urea, the PMMA particles behave similar to other smooth spheres at comparable ϕ . Consequently, the same $\{0.5, 0.07\}$ pair as in Fig. 3(a) reproduces the data very well (as would have $\{1, 0\}$). Without urea, hydrogen bonding is operative and introduces a measurable “stickiness” [38] to the contact force. Figure 3(b) shows that this additional adhesion can be modeled well by increasing the rolling resistance from $\mu_r = 0.07$ to $\mu_r = 0.25$.

For particles with very rough surfaces that can geometrically interlock, a large $\mu_s \approx 1$ may be appropriate. In experiments with such particles, Hsu *et al.* found that ϕ_J dropped as low as 0.44 [32]. Figure 2(d) indicates that sliding friction by itself cannot produce such small ϕ_J , implying additional rolling constraints. Indeed, by dialing up both μ_s and μ_r to values near 1 we can closely mimic the reduction in ϕ_J seen by Hsu *et al.* [32].

Microstructural behavior.—We finally address the microscopic underpinnings for the differences in the measured viscosity with and without rolling friction, focussing on the force network formed by frictional contacts and the correlation of the fluctuating nonaffine velocity.

Figures 4(a) and 4(b) compare the stress transmission patterns with $\mu_r = 0$ and $\mu_r = 0.5$ at $\phi = 0.45$. The line segments indicate frictional contacts. Note that all contact force network structures are transient, continuously flowing, breaking and re-forming under the bulk shearing

motion. The force networks shown in Fig. 4 are for $\sigma/\sigma_0 = 500$, for which η_r differs by almost 2 orders of magnitude, see Fig. 2(a). The frictional forces appear as roughly linear structures (force chains) along the compression axis, i.e., along $y = -x$ [12,51]. Comparing Figs. 4(a) and 4(b), force transmission in the presence of rolling friction is much more spatially localized and directed than with only sliding friction. Indeed in the former case the force chains are thicker and darker, carrying larger force compared to the latter. In the case without rolling friction, the force chains easily buckle and rearrange under shear. However, by constraining the rolling mode buckling is suppressed, so chains can more robustly prevail under applied stress. Hence, the particles exhibit less relative movement with respect to their neighbors and show enhanced correlation.

The velocity correlation quantifies this collective motion, as used previously for dry granular particles [52]. Here we define it similar to [16]

$$c(r) \equiv \frac{\sum_i \sum_{j>i} \bar{\mathbf{v}}_i \cdot \bar{\mathbf{v}}_j \delta(|r_{ij}| - r)}{\sum_i \sum_{j>i} \delta(|r_{ij}| - r)}, \quad (1)$$

where $\bar{\mathbf{v}}_i$ and $\bar{\mathbf{v}}_j$ are the fluctuating velocity vectors that are averaged over a time interval corresponding to approximately a single particle displacement due to mean flow. Figure 4(c) displays $c(r)$ for $\sigma/\sigma_0 = 500$, demonstrating the enhancement of the velocity correlations in the case with rolling friction compared to that without rolling friction. We find that $c(r)$ decays approximately exponentially with the distance r between particle centers. The correlation length ξ that can be extracted from fits of data as in Fig. 4(c) to $c(r) = \alpha \exp(-r/\xi)$ as a function of stress σ is displayed in Fig. 4(d). We find that the correlation length increases with stress, implying more collective motions, but that sliding friction alone shows only a very mild increase. On the other hand, simulations with additional rolling friction show a significant increase in the correlation length. The implied difference observed in the rheology due to the enhanced collective motion of particles can also be observed directly in videos based on the simulations (see Ref. [44]).

Conclusions.—We have studied the rheology of dense suspensions interacting through short-range lubrication and contact interactions with stress-activated sliding and rolling friction. The latter generates a constraint on relative particle movement that allows us to reproduce experimental features including $\phi_J < 0.5$. Inhibited rolling means that particles must move or gyrate together as a temporal (but not permanent) cluster, confirmed by the enhanced velocity correlation, which is in part responsible for the increased viscosity. When only sliding motion is constrained, the load-bearing force chains need orthogonal support to avoid buckling [53]. By contrast, constraining both rolling and sliding motions leads to a more anisotropic

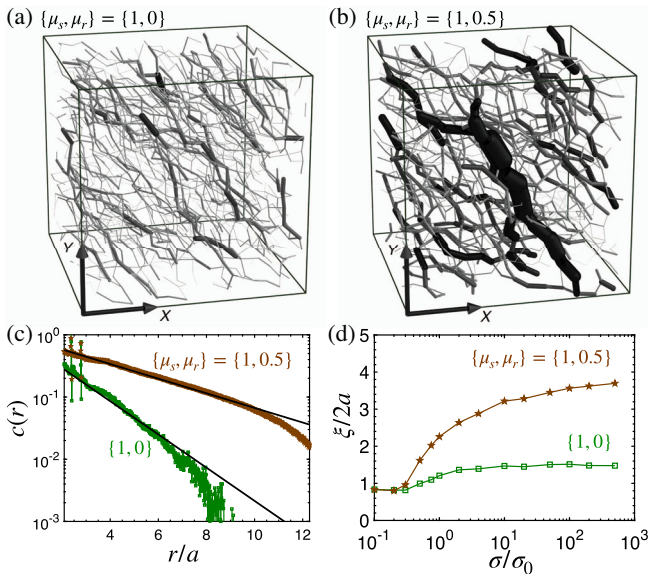


FIG. 4. Microstructural consequences of increased rolling friction. (a), (b) Force network snapshots in the steady state for $\phi = 0.45$ at $\sigma/\sigma_0 = 500$ for $\{\mu_s, \mu_r\} = \{1, 0\}$ (a) and $\{1, 0.5\}$ (b). The width and darkness of the line segments represent the contact force magnitude. (c) Nonaffine velocity correlation function $c(r)$ plotted against r/a for $\{\mu_s, \mu_r\} = \{1, 0.5\}$ and $\{1, 0\}$ at $\sigma/\sigma_0 = 500$. Lines correspond to $c(r) = \alpha \exp(-r/\xi)$. (d) Velocity correlation length $\xi/2a$ with and without rolling friction, as a function of σ/σ_0 for $\phi = 0.45$.

force chain structure that can sustain external loads unaided, leading to a lower jamming point. The rolling friction in this work is intended to capture any particle-scale effects that hinder rolling, whether they originate from physical surface properties such as shape and roughness [31,32] or surface chemistry [33]; more sophisticated models will be required to make quantitative predictions for more complex particle shapes [54,55].

We appreciate stimulating discussions with Grayson Jackson, Nicole James, and Mike van der Naald. We acknowledge Romain Mari for codeveloping simulation codes to implement rolling friction. A. S., J. J. P., and H. J. acknowledge support for design of materials for impact mitigation from the Center for Hierarchical Materials Design (CHiMaD) under Grant No. 70NANB19H005 (US Dept. Commerce). The study of fundamental principles for reconfiguration of materials by redistribution of stress is supported by the NSF through the MRSEC, Grant No. DMR-1420709. H. J. acknowledges additional support from the Army Research Office under Grants No. W911NF-16-1-0078 and No. W911NF-19-1-0245. C. N. acknowledges support from the Royal Academy of Engineering under the Research Fellowship scheme. R. S. acknowledges the support from the Wenzhou Institute, UCAS.

*asingh.iitkgp@gmail.com

†seto@wiucas.ac.cn

- [1] M. M. Denn, J. F. Morris, and D. Bonn, *Soft Matter* **14**, 170 (2018).
- [2] J. Mewis and N. J. Wagner, *Colloidal Suspension Rheology* (Cambridge University Press, Cambridge, 2011).
- [3] E. Brown and H. M. Jaeger, *Rep. Prog. Phys.* **77**, 046602 (2014).
- [4] P. Coussot, *Mudflow Rheology and Dynamics* (CRC Press, CRC/Balkema, Leiden, 1997).
- [5] H. Van Damme, *Cement and Concrete Research* **112**, 5 (2018).
- [6] E. Blanco, D. J. Hodgson, M. Hermes, R. Besseling, G. L. Hunter, P. M. Chaikin, M. E. Cates, I. Van Damme, and W. C. K. Poon, *Proc. Natl. Acad. Sci. U.S.A.* **116**, 10303 (2019).
- [7] É. Guazzelli and O. Pouliquen, *J. Fluid Mech.* **852**, P1 (2018).
- [8] A. Singh, S. Pednekar, J. Chun, M. M. Denn, and J. F. Morris, *Phys. Rev. Lett.* **122**, 098004 (2019).
- [9] J. Comtet, G. Chatté, A. Niguès, L. Bocquet, A. Siria, and A. Colin, *Nat. Commun.* **8**, 15633 (2017).
- [10] N. Fernandez, R. Mani, D. Rinaldi, D. Kadau, M. Mosquet, H. Lombois-Burger, J. Cayer-Barrioz, H. J. Herrmann, N. D. Spencer, and L. Isa, *Phys. Rev. Lett.* **111**, 108301 (2013).
- [11] R. Seto, R. Mari, J. F. Morris, and M. M. Denn, *Phys. Rev. Lett.* **111**, 218301 (2013).
- [12] R. Mari, R. Seto, J. F. Morris, and M. M. Denn, *J. Rheol.* **58**, 1693 (2014).
- [13] N. Y. C. Lin, B. M. Guy, M. Hermes, C. Ness, J. Sun, W. C. K. Poon, and I. Cohen, *Phys. Rev. Lett.* **115**, 228304 (2015).
- [14] A. Singh, R. Mari, M. M. Denn, and J. F. Morris, *J. Rheol.* **62**, 457 (2018).
- [15] B. M. Guy, M. Hermes, and W. C. K. Poon, *Phys. Rev. Lett.* **115**, 088304 (2015).
- [16] C. Ness and J. Sun, *Soft Matter* **12**, 914 (2016).
- [17] S. Jamali and J. F. Brady, *Phys. Rev. Lett.* **123**, 138002 (2019).
- [18] A. J. Liu and S. R. Nagel, *Annu. Rev. Condens. Matter Phys.* **1**, 347 (2010).
- [19] M. Wyart and M. E. Cates, *Phys. Rev. Lett.* **112**, 098302 (2014).
- [20] I. R. Peters, S. Majumdar, and H. M. Jaeger, *Nature (London)* **532**, 214 (2016).
- [21] R. Seto, A. Singh, B. Chakraborty, M. M. Denn, and J. F. Morris, *Granular Matter* **21**, 82 (2019).
- [22] E. Han, N. M. James, and H. M. Jaeger, *Phys. Rev. Lett.* **123**, 248002 (2019).
- [23] SJ is not expected in the absence of static friction [17], however, as fluid-mediated forces vanish upon cessation of flow thus restoring a finite viscosity.
- [24] R. Mari and R. Seto, *Soft Matter* **15**, 6650 (2019).
- [25] J. A. Richards, B. M. Guy, E. Blanco, M. Hermes, G. Poy, and W. C. Poon, *J. Rheol.* **64**, 405 (2020).
- [26] C. S. O'Hern, L. E. Silbert, A. J. Liu, and S. R. Nagel, *Phys. Rev. E* **68**, 011306 (2003).
- [27] M. van Hecke, *J. Phys. Condens. Matter* **22**, 033101 (2009).
- [28] Glassy systems with covalent bonds also report a limit of 2.4 when bending is constrained [29].
- [29] H. He and M. F. Thorpe, *Phys. Rev. Lett.* **54**, 2107 (1985).
- [30] D. Lootens, H. van Damme, Y. Hémar, and P. Hébraud, *Phys. Rev. Lett.* **95**, 268302 (2005).
- [31] L. C. Hsiao, S. Jamali, E. Glynos, P. F. Green, R. G. Larson, and M. J. Solomon, *Phys. Rev. Lett.* **119**, 158001 (2017).
- [32] C.-P. Hsu, S. N. Ramakrishna, M. Zanini, N. D. Spencer, and L. Isa, *Proc. Natl. Acad. Sci. U.S.A.* **115**, 5117 (2018).
- [33] N. M. James, E. Han, R. A. L. de la Cruz, J. Jureller, and H. M. Jaeger, *Nat. Mater.* **17**, 965 (2018).
- [34] N. Estrada, E. Azéma, F. Radjai, and A. Taboada, *Phys. Rev. E* **84**, 011306 (2011).
- [35] J. Ai, J.-F. Chen, J. M. Rotter, and J. Y. Ooi, *Powder Technol.* **206**, 269 (2011).
- [36] C. Dominik and A. Tielens, *Philos. Mag. A* **72**, 783 (1995).
- [37] J. S. Marshall and S. Li, *Adhesive Particle Flow* (Cambridge University Press, Cambridge, 2014).
- [38] N. M. James, C.-P. Hsu, N. D. Spencer, H. M. Jaeger, and L. Isa, *J. Phys. Chem. Lett.* **10**, 1663 (2019).
- [39] M. Neuville, G. Bossis, J. Persello, O. Volkova, P. Boustingorry, and M. Mosquet, *J. Rheol.* **56**, 435 (2012).
- [40] L. C. Hsiao and S. Pradeep, *Curr. Opin. Colloid Interface Sci.* **43**, 94 (2019).
- [41] B. M. Guy, J. A. Richards, D. J. M. Hodgson, E. Blanco, and W. C. K. Poon, *Phys. Rev. Lett.* **121**, 128001 (2018).
- [42] Indeed the theory with rolling friction was recently discussed in Ref. [24].
- [43] S. Luding, *Granular Matter* **10**, 235 (2008).

- [44] See Supplemental Material at <http://link.aps.org/supplemental/10.1103/PhysRevLett.124.248005> for details, which includes Refs. [45,46].
- [45] A. Singh, V. Magnanimo, K. Saitoh, and S. Luding, *New J. Phys.* **17**, 043028 (2015).
- [46] R. Mari, R. Seto, J. F. Morris, and M. M. Denn, *Phys. Rev. E* **91**, 052302 (2015).
- [47] R. Seto and G. G. Giusteri, *J. Fluid Mech.* **857**, 200 (2018).
- [48] R. I. Tanner and S. Dai, *J. Rheol.* **60**, 809 (2016).
- [49] J. R. Royer, D. L. Blair, and S. D. Hudson, *Phys. Rev. Lett.* **116**, 188301 (2016).
- [50] If N_1 data are also available, we may be able to determine μ_s and μ_r uniquely.
- [51] M. Gameiro, A. Singh, L. Kondic, K. Mischaikow, and J. F. Morris, *Phys. Rev. Fluids* **5**, 034307 (2020).
- [52] G. Lois, A. Lemaître, and J. M. Carlson, *Phys. Rev. E* **76**, 021302 (2007).
- [53] F. Radjai, D. E. Wolf, M. Jean, and J.-J. Moreau, *Phys. Rev. Lett.* **80**, 61 (1998).
- [54] C. D. Cwalina, K. J. Harrison, and N. J. Wagner, *Soft Matter* **12**, 4654 (2016).
- [55] C. D. Cwalina, K. J. Harrison, and N. J. Wagner, *AIChE J.* **63**, 1091 (2017).