

Testing Diffusion of Cosmic Rays in the Heliosphere with Proton and Helium Data from AMS

N. Tomassetti,¹ F. Barão,² B. Bertucci,¹ E. Fiandrini,¹ J. L. Figueiredo,² J. B. Lousada,² and M. Orcinha²

¹*Università degli Studi di Perugia and INFN-Perugia, I-06100 Perugia, Italy*

²*Laboratório de Instrumentação e Física Experimental de Partículas, P-1000 Lisboa, Portugal*



(Received 12 July 2018; revised manuscript received 28 September 2018; published 18 December 2018)

After six years of continuous observations in space, the Alpha Magnetic Spectrometer experiment has released new data on the temporal evolution of the proton and helium fluxes in cosmic rays. These data revealed that the ratio between proton and helium fluxes at the same value of rigidity $\mathcal{R} = p/Z$ (momentum/charge ratio) is not constant at $\mathcal{R} \lesssim 3$ GV. In particular, the ratio is found to decrease steadily during the descending phase of Solar Cycle 24 toward the next minimum. We show that such a behavior is a remarkable signature of the $\beta \times \lambda(\mathcal{R})$ dependence in the diffusion of cosmic rays in heliosphere, where β is their adimensional speed and $\lambda(\mathcal{R})$ is their mean free path, a *universal* function of rigidity for all nuclei. This dependence is responsible for distinctive charge or mass dependent effects in the time-dependent modulation of low-rigidity particles.

DOI: [10.1103/PhysRevLett.121.251104](https://doi.org/10.1103/PhysRevLett.121.251104)

Introduction.—Galactic cosmic rays (CRs) are high-energy charged particles that originate in violent astrophysical processes outside the solar system, such as supernova explosions or stellar winds. When entering the heliosphere, CRs are deflected and decelerated by the turbulent magnetic fields of the Sun, dragged out by the solar wind, that make their energy spectra significantly different from those in the interstellar space. Moreover, the effect is not stationary, but it changes periodically with the Sun's 11-year activity cycle, causing the anticorrelation between near-Earth CR fluxes and sunspot numbers. The observed change of the CR flux over the solar activity cycle is known as *solar modulation* of CRs in the heliosphere. Along with its implications in solar or plasma astrophysics, the solar modulation effect is an important factor for Galactic CR physics studies, as it limits our ability to identify the CR sources, or to search for dark matter annihilation signals, i.e., the main goals of the Alpha Magnetic Spectrometer (AMS) experiment [1]. Besides, the varying CR flux in the interplanetary space provides a significant challenge for space missions and air travelers [2,3].

In the past few decades, a consistent paradigm of CR transport in the heliosphere has been established, according to which the modulation effect is caused by a combination of diffusion, drift, convection, and adiabatic cooling. All of these processes arise from the dynamics of particle gyromotion in large-scale magnetic fields and the scattering off of its small-scale irregularities, and thus, they are governed by magnetic rigidity (momentum/charge ratio) $\mathcal{R} = p/Z$ [4,5]. Observationally, valuable pieces of information have been gained thanks to the space missions CRIS/ACE [6], IMP-7/8 [7], *Ulysses* [8], and more recently, *Voyager-1* [9], EPHIN/SOHO [10], and PAMELA [11–13]. Very recently,

the Alpha Magnetic Spectrometer experiment has released measurements of the temporal dependence of the proton and helium fluxes in CRs between 2011 and 2017, unveiling new details of CR modulation [14]. With an accuracy at the level of 1% and a 27-day time resolution, AMS has observed temporal variations in the CR fluxes up to $\mathcal{R} \sim 40$ GV. On monthly time scales, the measured proton and He fluxes show nearly identical fine structures in time and relative amplitude while, on yearly time scales, little differences have emerged between the two species. The p/He ratio between proton and helium fluxes evaluated at the same value of rigidity shows a long-term time dependence for $\mathcal{R} \lesssim 3$ GV. In particular, a remarkable decrease of the p/He ratio is observed between March 2015 and May 2017, coinciding with the descending period of the Sun's activity—toward the next solar minimum—and the increase of both fluxes. As noted by the AMS Collaboration, explanations for this feature may arise from mass or charge dependencies in CR transport at low-rigidity, or from differences in the local interstellar spectra (LIS) of CR proton and helium, with the possible influence of the ${}^3\text{He} - {}^4\text{He}$ isotopes in the above effects [14–19].

In this Letter, we show that the long-term behavior of the p/He ratio is a signature of the $\beta \times \lambda(\mathcal{R})$ dependence of CR diffusion in interplanetary magnetic fields, where β is the adimensional speed of CRs and λ is their mean free path. From the quasilinear theory of CR diffusion, the mean free path of CR nuclei in the heliosphere is connected to the spectrum of magnetic turbulence [20], and it is often described by a *universal* function of rigidity $\lambda = \lambda(\mathcal{R})$, i.e., having the same \mathcal{R} -dependence for all CR nuclei with a different mass or charge [5,21]. The diffusion coefficient follows simply from $K = \beta\lambda/3$. As we will show, this form

causes observable differences in the time-dependent modulation of low- \mathcal{R} particles characterized by a different Z/A ratio between the charge and mass number. The nuclear ratio between CR protons and helium is the best suited to test this effect because it maximizes the Z/A difference between the two examined species and, being a ratio of positively charged particles, it cancels out charge-sign dependent effects caused by drift. Nonrelativistic proton ($Z/A = 1$) and helium ($Z/A \approx 1/2$) nuclei observed at the same rigidity travel at different speeds, with $\beta_p > \beta_{\text{He}}$. Thus, cosmic protons must experience faster diffusion than heavier nuclei, while in the high- \mathcal{R} limit, the diffusion of the two particles become identical. To test the above suggestions against possible LIS-induced effects [18], a careful modeling at the precision level of the data is required. In this work, to assess the p -He LISs and their uncertainties, we make use of state-of-the-art models of CR propagation in Galaxy constrained against new Voyager-1 data collected in the interstellar space [9], and high-energy measurements from AMS [22,23]. We also account for the isotopic composition of the hydrogen and helium fluxes, including their uncertainties, and for the modulation of all relevant isotopes. To compute the time-dependent effect of solar modulation, we make use of numerical calculations of CR transport in the heliosphere calibrated against the new AMS data on monthly-resolved CR protons [14]. This approach enables us to *predict* the temporal dependence of the p /He ratio and to test specific forms of the diffusion coefficient.

Calculations.—LIS calculations of CR proton and helium are made using a spatial dependent *two-halo model* of CR propagation in the Galaxy [24–26] constrained against recent data from Voyager-1 and AMS. From Voyager-1, we used all available data down to 100 MeV/n energies such as, in particular, proton flux data at 140–320 MeV and helium flux data at 110–600 MeV/n [9]. From AMS, we used data on primary CR spectra p -He-C-O at $\mathcal{R} > 60$ GV [22,23], and measurements of the B/C ratio at $\mathcal{R} > 4$ GV [27]. The minimal rigidities are chosen to ensure that the measurements are unaffected by solar modulation [28]. In our model, the injection of primary CRs is parametrized by source terms $S \propto (\mathcal{R}/\text{GV})^{-\nu}$ with $\nu = 2.28 \pm 0.12$ for protons, and $\nu = 2.35 \pm 0.13$ for ${}^4\text{He}$ and heavier primaries. The transport in the L -sized Galactic halo is described by a diffusion coefficient $D = \beta D_0 (\mathcal{R}/\text{GV})^{\delta_{i/o}}$ with $D_0/L = 0.01 \pm 0.002$ kpc/Myr. The indices $\delta_{i/o}$ account for two different diffusion regimes: $\delta_i = 0.18 \pm 0.05$ in the near-disk region $|z| < \xi L$, and $\delta_o = \delta_i + \Delta$ in the outer halo $|z| > \xi L$, where $\xi = 0.12 \pm 0.03$ and $\Delta = 0.55 \pm 0.11$. Diffusive reacceleration is also considered. The two-halo model of CR diffusion allows for only moderate values of Alfvénic speeds, $v_A \cong 0\text{--}6$ kms $^{-1}$. Other models, however, make use of stronger reacceleration [29–31]. To model production and

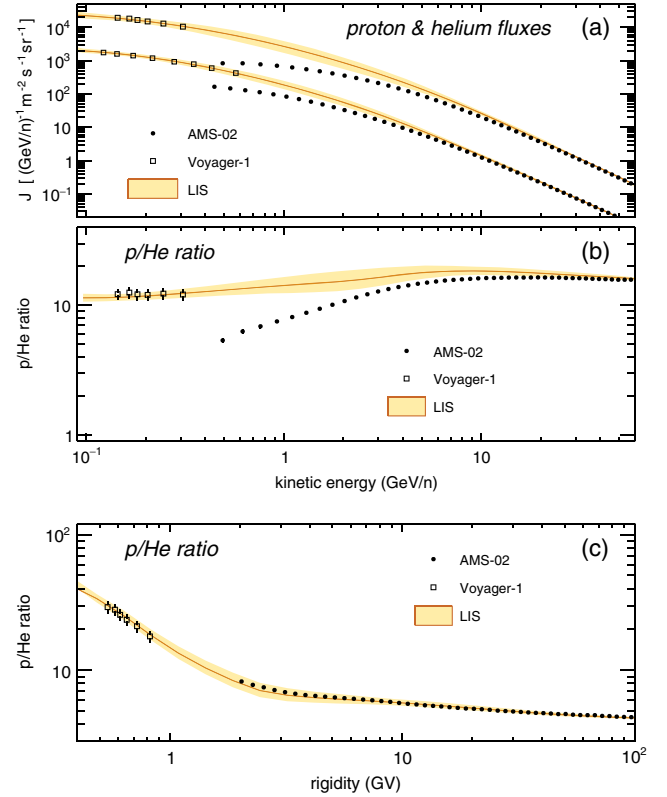


FIG. 1. (a) Proton and helium LISs in comparison with the data from AMS [22,23] and Voyager-1 [9]. (b) p /He ratio as function of kinetic energy per nucleon. (c) p /He ratio as function of rigidity.

destruction of secondaries, improved evaluations of fragmentation cross sections have been adopted, in particular for the Be-B isotopes [28] (important for constraining the transport parameters with the B/C ratio), and the ${}^2\text{H} - {}^3\text{He}$ isotopes [32,33] (important for calculating LIS fluxes and uncertainties). Results are shown in Fig. 1(a), where the difference between LIS calculations and AMS data shows effect of solar modulation and its energy dependence. The resulting 1- σ uncertainties are shown as shaded bands. The largest uncertainties (up to $\sim 40\%$) lie in the $\sim 1\text{--}10$ GeV energy region that is not covered by direct measurements. This region is also sensitive to key parameters such as $\delta_{i/o}$, D_0/L , or v_A . It is important to note, however, that transport processes cause similar effects to protons and helium. Thus, their uncertainties are tightly *correlated* and partially canceled in the LIS p /He ratio of Figs. 1(b), 1(c). From Fig. 1(c), it is also shown that the p /He ratio measured inside the heliosphere is very similar to its interstellar value when it is represented as function of rigidity. This explains why, in past measurements, no time variations were detected in the p /He ratio [13].

The subsequent transport of CRs in the heliosphere is described the Krymsky-Parker equation [4,5,34]. In spherical symmetry, the equation reads:

$$\frac{\partial \psi}{\partial t} = \frac{1}{r^2} \frac{\partial}{\partial r} \left(r^2 K \frac{\partial \psi}{\partial r} \right) - V \frac{\partial \psi}{\partial r} + \frac{1}{3r^2} \frac{\partial}{\partial \mathcal{R}} r^2 V \mathcal{R} \frac{\partial \psi}{\partial \mathcal{R}} \quad (1)$$

where $\psi(t, r, \mathcal{R})$ is the CR phase space density as function of time t , radial position r , and rigidity \mathcal{R} . In the following, we set the wind speed at $V \cong 400 \text{ km s}^{-1}$ and the modulation boundary at $d \cong 120 \text{ AU}$. At the boundary, the CR fluxes is imposed to match their LIS values of Fig. 1. For the diffusion, we adopt a benchmark form $K = K_0 \beta (\mathcal{R}/\text{GV})$, with $K_0 \equiv 10^{22} k_0 \text{ cm}^2 \text{ s}^{-1}$, where the changing modulation is captured by $k_0 = k_0(t)$, a time-series of adimensional free parameters [35,36]. Following earlier works [21], we have computed numerical solutions for $\psi(r, \mathcal{R})$ of all relevant isotopes using the Crank-Nicolson method along a two-dimensional $r - \ln \mathcal{R}$ grid of 610×500 nodes [37]. The k_0 parameters and their uncertainties are constrained by means of the least-squares minimization method [38,39]. We used the time series of proton flux measured by AMS at $r = 1 \text{ AU}$ for 79 Bartel's rotations [14], ranging from $\mathcal{R} = 1$ to $\mathcal{R} = 60 \text{ GV}$, for a total of 3555 data points. With this method, the temporal evolution of the proton flux near-Earth is obtained as a time series of steady-state solutions of Eq. (1). The model is then used to compute the flux of other isotopes and, eventually, the p/He ratio.

Results and discussion.—In Fig. 2, we show the best-fit time series of k_0 (a) and the time profile of the CR proton fluxes at $\mathcal{R} = 2 \text{ GV}$ (b) in comparison with the AMS data. In the figure, the blue-shaded band represents the uncertainty on the proton LIS directly propagated to the modulated spectra, once the k_0 parameters are fixed to their best-fit value. It should be noted, however, that variations in the proton LIS are reabsorbed by the k_0 fitting. The relevant uncertainties are shown by the pink-shaded band. The comparison of the two bands illustrates the *potential* level of precision to which our LIS knowledge could be reached after a proper account of the modulation effect. Our prediction for the temporal dependence of the p/He ratio at $\mathcal{R} \approx 2 \text{ GV}$ is shown in Fig. 2(c), where the total He flux is computed using the proton-driven constraints. This illustrates the main result of this Letter. The uncertainty bands account for the different time dependence arising from the LIS models at varying propagation parameters, the uncertainties on their isotopic composition, and the errors associated with the k_0 fitting. It can be seen that the long-term time behavior of the p/He ratio is predicted very well. We also note that the long-term behavior of the p/He ratio is correlated with the absolute intensity of the two fluxes, which, in turn, reflects the level of solar activity. Appreciable variations in the p/He ratio are observed after May 2015 during the so-called *recovery phase* when the primary fluxes increase rapidly by nearly a factor of 2. We also note that this phase starts about one year after the maximum of Solar Cycle 24, reflecting a time lag in CR modulation [3]. For the sake of comparison, we

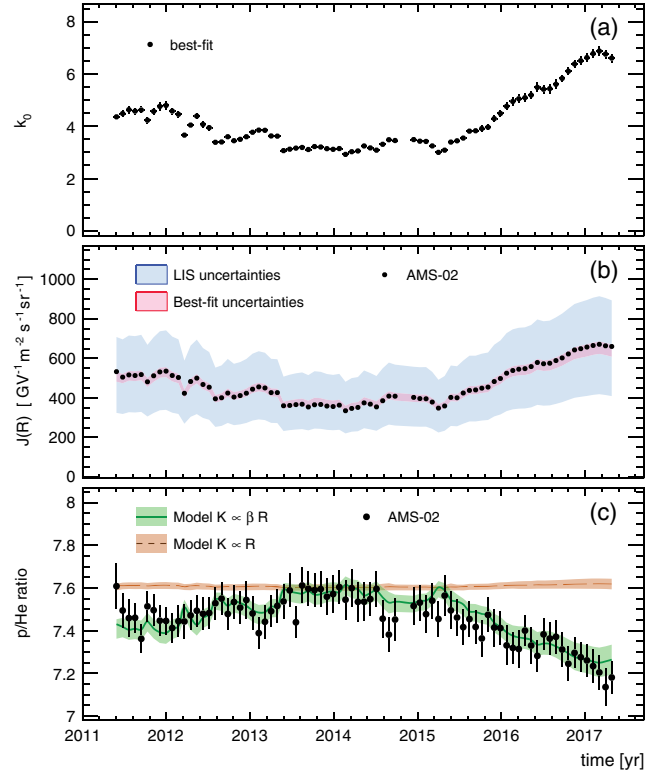


FIG. 2. (a) Time series of the best-fit k_0 values derived with the AMS proton data at $\mathcal{R} = 1\text{--}60 \text{ GV}$ [14]. (b) Time profile of the proton flux measured by AMS at $\mathcal{R} = 2 \text{ GV}$ in comparison with calculations, LIS uncertainties, and uncertainties from the fit. (c) Measured time profile of the p/He ratio at $\mathcal{R} = 2 \text{ GV}$ in comparison with best-fit calculations for $K = \beta \mathcal{R}$ (thick solid line) and $K \propto \mathcal{R}$ (thin dashed line).

also report calculations arising from a diffusion coefficient of the type $K \propto k_0 \mathcal{R}$, i.e., without the β -factor (thin-dashed line). In this case, the predicted p/He ratio is remarkably constant showing that the difference in the proton and helium LISs plays a minor effect (and opposite to the observed p/He trend [18]). Our results are summarized in Fig. 3(a) where the p/He time profile is shown for several rigidity values. To show how the p/He structure depends upon rigidity, in Fig. 3b we compute the observable $\Gamma_{p/\text{He}} \equiv [p/\text{He}]_{t_2}/[p/\text{He}]_{t_1}$ for the reference dates February 2014 (t_1 , where the p/He ratio is maximum) and May 2017 (t_2 , where the ratio is minimum). Deviations from a constant $\Gamma_{p/\text{He}}$ value are predicted to appear below a few GV, in full agreement with the data.

Qualitatively, these results can be understood under the simple framework of the *convection-diffusion approximation* (CDA) [5]. For j -type CRs entering the heliosphere with a LIS $J_j^0(\mathcal{R})$, their modulated flux is approximately given by $\sim J_j^0 e^{-\mathcal{M}}$, where the adimensional parameter $\mathcal{M} = \int_{r_0}^d (V/K) dr \propto (Vd/K_0)$ sets the level of modulation. This clearly shows the parameter degeneracy between

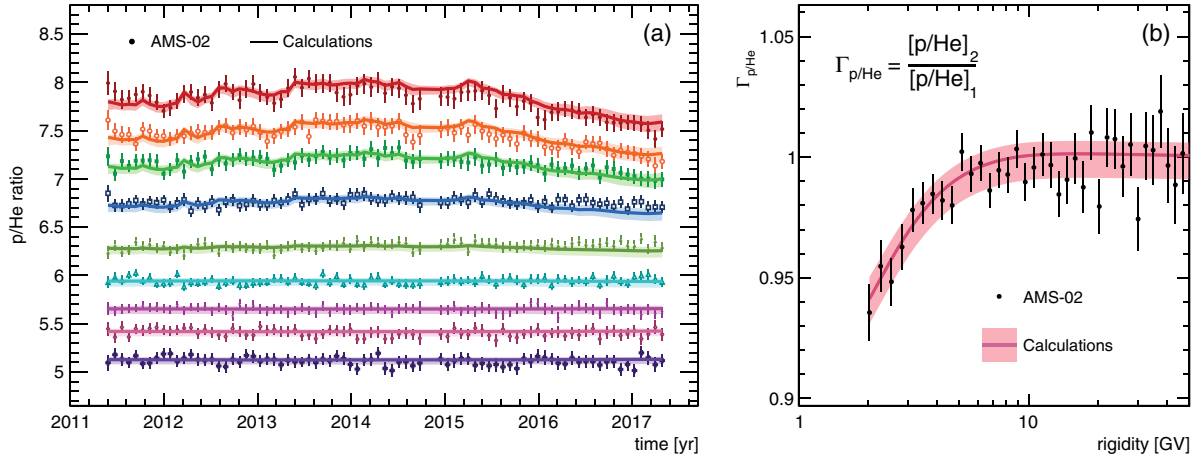


FIG. 3. (a) Time profiles of the p/He ratio evaluated at rigidities $\mathcal{R} = 2.2, 2.5, 2.8, 3.4, 5.1, 7.4, 10.5, 15,$ and 22 GV (from top to bottom). (b) Rigidity dependence of the ratio $\Gamma_{p/\text{He}} = [p/\text{He}]_{t_2} / [p/\text{He}]_{t_1}$ calculated for February 2014 (t_1) and May 2017 (t_2). In both plots, the new data from AMS are compared with model predictions and their uncertainties.

K and V . An important quantity for the phenomenology is the combination $\mu \equiv Vd/K_0$, which captures the effects of changing conditions in solar activity. For $\mathcal{M} \lesssim 1$, the p/He ratio is expected to vary as:

$$p/\text{He} \approx \frac{J_p^0}{J_{\text{He}}^0} \left[1 - \frac{\mu(t)}{\mathcal{R}/\text{GV}} \left(\frac{1}{\beta_p(\mathcal{R})} - \frac{1}{\beta_{\text{He}}(\mathcal{R})} \right) \right], \quad (2)$$

where $\beta(\mathcal{R}) = \mathcal{R} / \sqrt{\mathcal{R}^2 + (m_p A/Z)^2}$. Similarly, the $\Gamma_{p/\text{He}}(\mathcal{R})$ function can be readily calculated:

$$\Gamma_{p/\text{He}}(\mathcal{R}) \approx \frac{1 - \frac{\mu(t_2)}{\mathcal{R}/\text{GV}} \left[\frac{1}{\beta_p(\mathcal{R})} - \frac{1}{\beta_{\text{He}}(\mathcal{R})} \right]}{1 - \frac{\mu(t_1)}{\mathcal{R}/\text{GV}} \left[\frac{1}{\beta_p(\mathcal{R})} - \frac{1}{\beta_{\text{He}}(\mathcal{R})} \right]} \quad (3)$$

These simple relations explain why the modulated p/He ratio increases with an increasing level of modulation and vice versa, and why the effect is more pronounced at nonrelativistic rigidities. In the relativistic limit $\beta_p \approx \beta_{\text{He}} \approx 1$, one recovers $p/\text{He} \approx J_p^0/J_{\text{He}}^0$ and $\Gamma_{p/\text{He}} \approx 1$, so that the modulated ratio becomes representative of its interstellar value, as also suggested by Fig. 1 and Fig. 3. It is also important to note that the specific rigidity dependence of the CR mean free path does not alter the basic predictions, as long as $\lambda(\mathcal{R})$ is identical for protons and He. Similar considerations were made in past works to argue that CRs in the heliosphere follow a $K \propto \beta \mathcal{R}$ diffusion, as distinct from $K \propto \mathcal{R}$ [15–17]. From Eq. (2), one may note that the p/He interstellar ratio is factorized out, and similarly, the Γ function is LIS-independent. This is a consequence of the CDA neglect of energy changes. We also stress, however, that the $\mu(t)$ time series *does* depend on the assumed LIS if the modulation parameters are determined from the data. In our calculations, however, we opted for the numerical method, because the

CDA solution is unsuitable for the precision demanded by the AMS data [5]. Using the recent observations and an improved Galactic transport model, we followed a multi-channel and data-driven approach, in which we have adopted the minimal set of parameters that capture the phenomenology of the p -He modulation. In the interest of simplicity, we have neglected the tensor nature of CR diffusion (that would require a more complex modeling), and we did not attempt to relate $K(\mathcal{R})$ with the properties of the heliospheric plasma (that may require an explicit time-dependent description of the problem [40]). Hence, the diffusion coefficient obtained in this work should be regarded as an effective quantity, representing the space- and time-averaged CR propagation histories at a given reference epoch. To test the robustness of our findings, we have repeated our calculations using several LISs proposed recently [3,28,41,42], all giving consistent results within the uncertainties. We have also tested generalized mean free paths, including power-law or double power-law behavior, radial dependence, or drift terms [4,5,43–45]. While the use of complex descriptions (and more parameters) may improve the global fits in the CR fluxes, the predicted evolution of the p/He is found to be insensitive to the exact $\lambda(\mathcal{R})$ dependence as long as it is a unique function of rigidity. In summary, the key feature to explain the long-term behavior of the p/He ratio is a factorized form of CR diffusion, $K \propto \beta(\mathcal{R}) \times \lambda(\mathcal{R})$, that gives rise to a Z/A -dependent modulation effect.

Conclusions.—This work is aimed at interpreting the long-term behavior of the p/He ratio recently observed by AMS. To describe the data at precision level demanded by AMS, we took advantage of recent developments in CR observations and modeling. The p -He LISs, their isotopic composition, and their uncertainties are calculated using improved models of CR propagation in Galaxy constrained against new Voyager-1 data [9], and high-energy measurements from AMS [22,23]. The time-dependent

effects of solar modulation are described by numerical calculations of CR transport in the heliosphere calibrated against the new time-resolved data from AMS on CR protons [14]. Our data-driven approach enabled us to predict the temporal dependence of the p/He ratio and to test specific forms of the diffusion coefficient. We have shown that the long-term behavior of the p/He ratio arises naturally from the $\beta \times \lambda(\mathcal{R})$ dependence of CR diffusion in the heliosphere. These findings support the concept of *universality* in the CR propagation histories in the heliosphere, expressed by their mean free path $\lambda(\mathcal{R})$ that is a unique rigidity-dependent function for all charged nuclei. Here, the test was performed for the most extreme case of the p/He ratio. Further tests can be made with other species, such as ^2H , $^3,^4\text{He}$, Li-Be-B, or C-N-O, that are being measured by the AMS experiment.

We thank our colleagues of the AMS Collaboration for valuable discussions. The data analyzed in this work are publicly available at the SSDC Cosmic-Ray Database [46] hosted by the Space Science Data Center of the Italian Space Agency. N. T. and B. B. acknowledge the European Commission for support under the H2020-MSCA-IF-2015 action, Grant No. 707543 MATISSE—Multichannel investigation of solar modulation effects in Galactic cosmic rays.

Note added.—Recently, we became aware of a related study from Corti *et al.* [47]. Their work is based on the same data sets as ours, but it follows different approaches for the Galactic and heliospheric transport modeling. Their results are consistent with those presented in this Letter.

-
- [1] I. A. Grenier, J. H. Black, and A. W. Strong, *Annu. Rev. Astron. Astrophys.* **53**, 199 (2015).
- [2] K. Kudela *et al.*, *Space Sci. Rev.* **93**, 153 (2000).
- [3] N. Tomassetti, M. Orcinha, F. Barão, and B. Bertucci, *Astrophys. J. Lett.* **849**, L32 (2017).
- [4] M. S. Potgieter, *Living Rev. Solar Phys.* **10**, 3 (2013).
- [5] H. Moraal, *Space Sci. Rev.* **176**, 299 (2013).
- [6] M. Wiedenbeck *et al.*, *Proceedings of 31st International Cosmic Ray Conference, Lodz, Poland, 2009* (Curran Associates, Inc., New York, 2009).
- [7] M. Garcia-Munoz, J. A. Simpson, T. G. Guzik, J. P. Wefel, and S. H. Margolis, *Astrophys. J. Suppl. Ser.* **64**, 269 (1987).
- [8] B. Heber, A. Kopp, J. Gieseler, R. Müller-Mellin, H. Fichtner, K. Scherer, M. S. Potgieter, and S. E. S. Ferreira, *Astrophys. J.* **699**, 1956 (2009).
- [9] A. C. Cummings, E. C. Stone, B. C. Heikkilä, N. Lal, W. R. Webber, G. Jóhannesson, I. V. Moskalenko, E. Orlando, and T. A. Porter, *Astrophys. J.* **831**, 18 (2016).
- [10] P. Kùhl, R. Gómez-Herrero, and B. Heber, *Sol. Phys.* **291**, 965 (2016).
- [11] O. Adriani *et al.*, *Astrophys. J.* **765**, 91 (2013).
- [12] M. Martucci *et al.*, *Astrophys. J.* **854**, L2 (2018).
- [13] V. Bindi *et al.*, *Adv. Space Res.* **60**, 865 (2017).
- [14] M. Aguilar *et al.*, *Phys. Rev. Lett.* **121**, 051101 (2018).
- [15] J. R. Jokipii, *Astrophys. J.* **149**, 405 (1967); R. Silberberg, *Phys. Rev.* **148**, 1247 (1966).
- [16] G. Gloeckler and J. R. Jokipii, *Phys. Rev. Lett.* **17**, 203 (1966); *Astrophys. J.* **148**, L141 (1967).
- [17] S. Biswas, S. Ramadurai, and N. Sreenivasan, *Phys. Rev.* **159**, 1063 (1967).
- [18] J. Gieseler, B. Heber, and K. Herbst, *J. Geophys. Res.* **122**, 10964 (2017).
- [19] K. Herbst, R. Muscheler, and B. Heber, *J. Geophys. Res.* **122**, 23 (2017).
- [20] A. Teufel and R. Schlickeiser, *Astron. Astrophys.* **393**, 703 (2002).
- [21] L. A. Fisk, *Space Phys.* **76**, 221 (1971); L. J. Gleeson and I. H. Urch, *Astrophys. Space Sci.* **11**, 288 (1971).
- [22] M. Aguilar *et al.*, *Phys. Rev. Lett.* **114**, 171103 (2015).
- [23] M. Aguilar *et al.*, *Phys. Rev. Lett.* **115**, 211101 (2015).
- [24] N. Tomassetti, *Phys. Rev. D* **92**, 081301 (2015); *Astrophys. J. Lett.* **752**, L13 (2012).
- [25] J. Feng, N. Tomassetti, and A. Oliva, *Phys. Rev. D* **94**, 123007 (2016).
- [26] C. Evoli, D. Gaggero, A. Vittino, G. Di Bernardo, M. Di Mauro, A. Ligorini, P. Ullio, and D. Grasso, *J. Cosmol. Astropart. Phys.* **02** (2017) 015.
- [27] M. Aguilar *et al.*, *Phys. Rev. Lett.* **117**, 231102 (2016); **120**, 021101 (2018).
- [28] N. Tomassetti, *Phys. Rev. D* **96**, 103005 (2017).
- [29] R. Trotta, G. Jóhannesson, I. V. Moskalenko, T. A. Porter, R. Ruiz de Austri, and A. W. Strong, *Astrophys. J.* **729**, 106 (2011); M. J. Boschini *et al.*, *Astrophys. J.* **858**, 61 (2018); Q. Yuan, C.-R. Zhu, X.-J. Bi, and D.-M. Wei, arXiv: 1810.03141.
- [30] L. O. C. Drury and A. W. Strong, *Astron. Astrophys.* **597**, A117 (2017).
- [31] C. Evoli and H. Yan, *Astrophys. J.* **782**, 36 (2014).
- [32] N. Tomassetti, *Astrophys. Space Sci.* **342**, 131 (2012).
- [33] N. Tomassetti and J. Feng, *Astrophys. J. Lett.* **835**, L26 (2017).
- [34] G. Krymsky, *Geomagn. Aeron.* **4**, 977 (1964); E. N. Parker, *Planet. Space Sci.* **13**, 9 (1965).
- [35] R. Manuel, S. E. S. Ferreira, and M. S. Potgieter, *Sol. Phys.* **289**, 2207 (2014).
- [36] P. Bobik, M. J. Boschini, S. Della Torre *et al.*, *J. Geophys. Res.* **121**, 3920 (2016).
- [37] J. W. Thomas, *Numerical Partial Differential Equations: Finite Difference Methods*, Texts in Applied Mathematics (Springer-Verlag, Berlin, 1995) ISBN .
- [38] F. James and M. Roos, *Comput. Phys. Commun.* **10**, 343 (1975).
- [39] See Supplemental Material at <http://link.aps.org/supplemental/10.1103/PhysRevLett.121.251104>, for further details on the calculations.
- [40] J. J. O’Gallagher, *Astrophys. J.* **197**, 495 (1975); R. D. Strauss, M. S. Potgieter, I. Büsching, and A. Kopp, *Astrophys. J.* **735**, 83 (2011).
- [41] N. Tomassetti, *Astrophys. J. Lett.* **815**, L1 (2015).
- [42] C. Corti, V. Bindi, C. Consolandi, and K. Whitman, *Astrophys. J.* **829**, 8 (2016).

- [43] M. J. Boschini *et al.*, *Astrophys. J.* **840**, 115 (2017).
[44] J. R. Jokipii, E. H. Levy, and W. B. Hubbard, *Astrophys. J.* **213**, 861 (1977).
[45] P. A. Isenberg and J. R. Jokipii, *Astrophys. J.* **219**, 740 (1978).
[46] V. Di Felice, C. Pizzolotto, D. D'Urso, S. Dari, D. Navarra, R. Primavera, and B. Bertucci, *Proc. Sci. ICRC2017* (**2017**) 1073; see also <https://tools.asdc.asi.it/CosmicRays>.
[47] C. Corti, M. S. Potgieter, V. Bindi, C. Consolandi, C. Light, M. Palermo, and A. Popkow, arXiv:1810.09640.