



Negative-Mass Hydrodynamics in a Spin-Orbit–Coupled Bose-Einstein Condensate

M. A. Kamehchi,¹ Khalid Hossain,¹ M. E. Mossman,¹ Yongping Zhang,^{2,3,*} Th. Busch,^{2,†}
Michael McNeil Forbes,^{1,4,‡} and P. Engels^{1,§}

¹Department of Physics and Astronomy, Washington State University, Pullman, Washington 99164, USA

²Quantum Systems Unit, OIST Graduate University, Onna, Okinawa 904-0495, Japan

³Department of Physics, Shanghai University, Shanghai 200444, China

⁴Department of Physics, University of Washington, Seattle, Washington 98105, USA

(Received 16 December 2016; published 10 April 2017)

A negative effective mass can be realized in quantum systems by engineering the dispersion relation. A powerful method is provided by spin-orbit coupling, which is currently at the center of intense research efforts. Here we measure an expanding spin-orbit coupled Bose-Einstein condensate whose dispersion features a region of negative effective mass. We observe a range of dynamical phenomena, including the breaking of parity and of Galilean covariance, dynamical instabilities, and self-trapping. The experimental findings are reproduced by a single-band Gross-Pitaevskii simulation, demonstrating that the emerging features—shock waves, soliton trains, self-trapping, etc.—originate from a modified dispersion. Our work also sheds new light on related phenomena in optical lattices, where the underlying periodic structure often complicates their interpretation.

DOI: 10.1103/PhysRevLett.118.155301

Newton’s laws dictate that objects accelerate in proportion to the applied force. An object’s mass is generally positive, and the acceleration is thus in the same direction as the force. In some systems, however, one finds that objects can accelerate *against* the applied force, realizing a *negative* effective mass related to a negative curvature of the underlying dispersion relation. Dispersions with negative curvature are playing an increasingly important role in quantum hydrodynamics, fluid dynamics, and optics [1–8]. Superfluid Bose-Einstein condensates (BECs) provide a particularly lucrative playground to investigate this effect, due to their high reproducibility, tunability, and parametric control. In this Letter we report on the experimental observation of negative-mass dynamics in a spin-orbit coupled (SOC) BEC. Modeling the experiments with a single-band Gross-Pitaevskii equation (GPE), we clarify the underlying role of the dispersion relation.

We engineer a dispersion by exploiting Raman dressing techniques that lead to a SOC BEC [9–18]. The presence of the Raman coupling, which acts as an effective perpendicular Zeeman field, opens a gap at the crossing of two separated parabolic free-particle dispersion curves. For suitable parameters, the lower dispersion branch acquires a double-well structure as a function of quasimomentum with a region of negative curvature [see Fig. 1(a)]. In our experiments, the BEC is initially spatially well confined, then allowed to expand in one dimension in the presence of 1D spin-orbit coupling. We observe exceptionally rich dynamics, including the breaking of Galilean covariance, which directly manifests as an anisotropic expansion of the symmetric initial state [see Fig. 1(b)]. As their quasimomentum increases, atoms on one side enter the negative-mass regime and slow down, demonstrating a self-trapping effect. Related

to the onset of the negative effective mass are a limiting group velocity and a dynamical instability [19–21] that leads to the formation of shock waves and solitons.

Our results suggest that a modified dispersion and the corresponding negative effective mass also underlie various “self-trapping” effects seen in optical lattice experiments

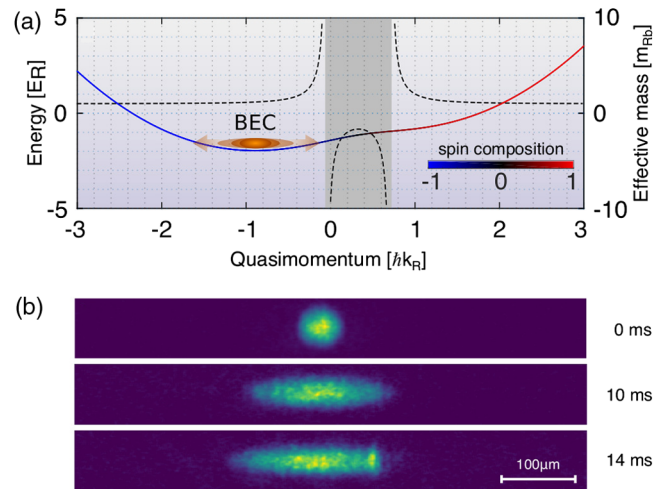


FIG. 1. (a) Schematic representation of the 1D expansion of a SOC BEC. The asymmetry of the dispersion relation (solid curve) causes an asymmetric expansion of the condensate due to the variation of the effective mass. The dashed lines indicate the effective mass, and the shaded area indicates the region of negative effective mass. The parameters used for calculating the dispersion are $\Omega = 2.5E_R$ and $\delta = 1.36E_R$. The color gradient in the dispersion shows the spin polarization of the state. (b) Experimental TOF images of the effectively 1D expanding SOC BEC for expansion times of 0, 10, and 14 ms.

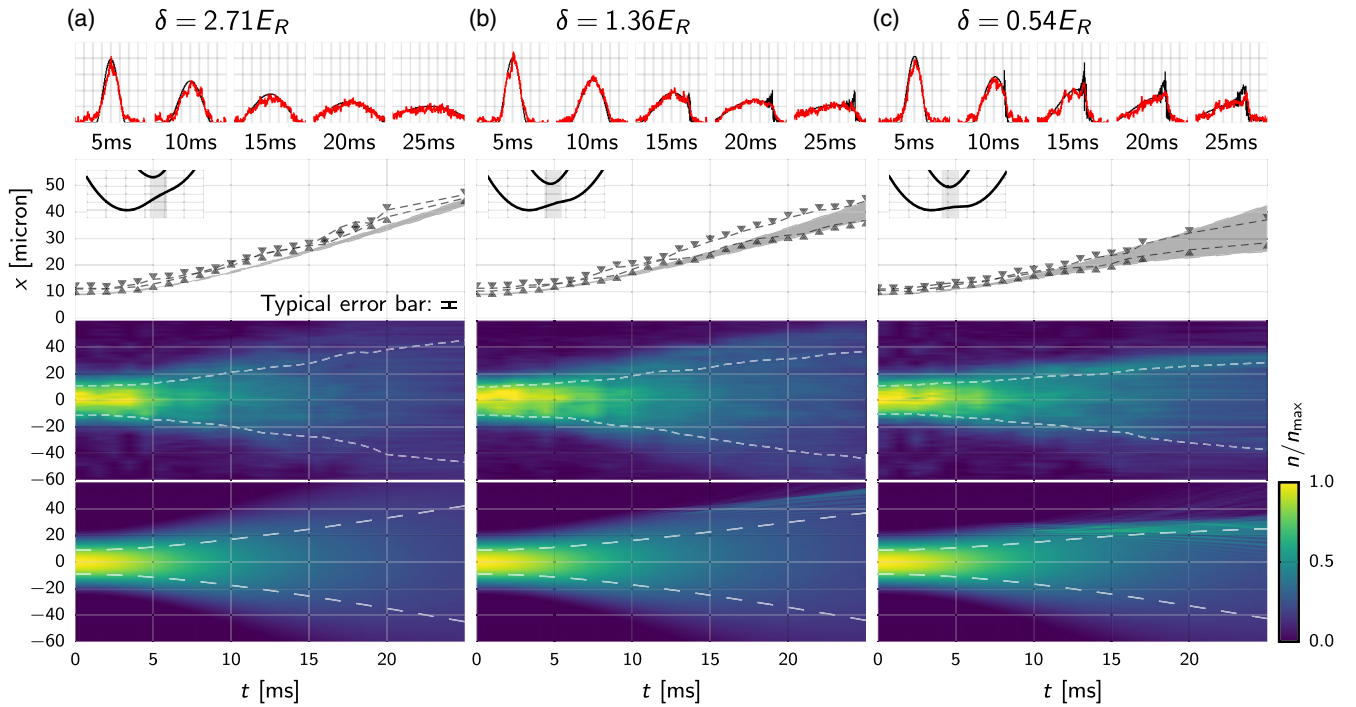


FIG. 2. Anisotropic expansion of a BEC along the direction of spin-orbit coupling (x axis) with the Raman coupling strength $\Omega = 2.5E_R$, and various detunings of (a) $\delta = 2.71E_R$, (b) $\delta = 1.36E_R$, and (c) $\delta = 0.54E_R$, from left to right, respectively. The first row shows the experimental integrated cross section of the condensate (dotted red curves) overlaid with results from the GPE simulation (solid black curves). The second row plots the location of the 20% and 80% quantiles with respect to the initial cloud center. The shaded regions present the GPE simulations, while the data points (and dotted lines to guide the eye) are the experimental measurements smoothed slightly by averaging the nearest 3 times. Error estimates are the standard deviation of 5 samples and are comparable with about twice the camera pixel resolution. The insets show the dispersion relation, with the region of negative effective mass lightly shaded. The bottom two rows show the evolution of the expanding condensate from the experiment (upper) and corresponding single-band axially symmetric 3D GPE simulations (lower). The dashed white lines depict the quantiles from the plot above. All experimental data presented here are from *in situ* imaging.

[22–26]. However, in optical lattices, the origin of the self-trapping effect has been the subject of some controversy due to the occurrence of the underlying periodic potential. This complication is absent on our work.

We start with a BEC of approximately 10^5 ^{87}Rb atoms confined in a cigar-shaped trap oriented along the x axis of a far-detuned crossed dipole trap (see Ref. [27] for details). A spin-orbit coupling is induced along the x axis by two Raman laser beams that coherently couple atoms in the $|F, m_F\rangle = |1, -1\rangle$ and $|1, 0\rangle$ states. A quadratic Zeeman shift effectively decouples the $|1, +1\rangle$ state from the Raman dressing, resulting in a system with pseudo-spin $\frac{1}{2}$ where we identify $|\uparrow\rangle = |1, -1\rangle$ and $|\downarrow\rangle = |1, 0\rangle$. In this system, energy and momentum are characterized in units of $E_R = \hbar^2 k_R^2 / 2m \approx 2\pi\hbar \times 1843$ Hz and $k_R = 2\pi / \sqrt{2}\lambda_R$, respectively, where $\lambda_R = 789.1$ nm.

Using an adiabatic loading procedure, the BEC is initially prepared such that it occupies the lowest minimum of the lower SOC band shown schematically in Fig. 1(a). By suddenly switching off one of the two dipole trap beams, the condensate is allowed to spread out along the x axis. After various expansion times, the BEC is imaged *in situ* (see

Fig. 2 and Ref. [27]), or after 13 ms of free expansion without a trapping potential or SOC [see Fig. 1(b)]. In the negative x direction, the BEC encounters an essentially parabolic dispersion, while in the positive x direction, it enters a negative-mass region. This leads to a marked asymmetry in the expansion.

Experimental results together with matching numerical simulations are presented in Fig. 2, which shows three sets of data with Raman coupling strength $\Omega = 2.5E_R$ and Raman detunings $\delta \in \{2.71E_R, 1.36E_R, 0.54E_R\}$. With decreasing δ , the dispersion relation (shown in the inset in the second row) develops a more pronounced double-well structure in the lower band. The BEC is initially placed at the global minimum of the lower band, and the expansion dynamics are initiated at time $t = 0$. Integrated cross sections are shown in the first row, the location of the 20% and 80% quantiles in the second row, and the experimental and numerical time-slice plots in the third and fourth rows, respectively. For $\delta = 2.71E_R$, the expansion is almost symmetric. For $\delta = 1.36E_R$, one sees a noticeable slowing down of the positive edge of the cloud. In the corresponding GPE simulations this occurs at about 11 ms when this edge of

the cloud has expanded to 40 μm and the quasimomenta enter the negative-mass region. Here one sees a pileup of the density and a dynamic instability, i.e., an exponential growth in the amplitude of phonon modes. For the smallest detuning $\delta = 0.54E_R$, the effect is even more pronounced, and in the corresponding GPE simulations, the pileup and instability start sooner at about 8 ms and 25 μm .

At the lowest Raman detuning ($\delta = 0.54E_R$), the experiments show a slowdown at approximately 15 ms in the negative edge, which is not seen in the GPE simulations. We speculate that this is due to finite temperature allowing a population in the second local minimum, requiring more sophisticated simulations (see, e.g., Ref. [28]). Aside from this effect, we see good agreement between the experiment and zero-temperature GPE simulations, as is expected due to the sizable roton gap (hence small noncondensed fraction [29]) and weak interactions [30].

This justifies the description of the dynamics with a coupled set of GPEs describing the two spin components:

$$i\hbar \frac{\partial}{\partial t} \begin{pmatrix} |\uparrow\rangle \\ |\downarrow\rangle \end{pmatrix} = \begin{pmatrix} \frac{\hat{p}^2}{2m} + V_{\uparrow} & \frac{\Omega}{2} e^{2ik_R x} \\ \frac{\Omega}{2} e^{-2ik_R x} & \frac{\hat{p}^2}{2m} + V_{\downarrow} \end{pmatrix} \begin{pmatrix} |\uparrow\rangle \\ |\downarrow\rangle \end{pmatrix}, \quad (1a)$$

$$V_{\uparrow/\downarrow} = -\mu \pm \frac{\delta}{2} + g_{\uparrow\uparrow/\uparrow\downarrow} n_{\uparrow} + g_{\uparrow\downarrow/\downarrow\downarrow} n_{\downarrow}, \quad (1b)$$

where $\hat{p} = -i\hbar\vec{\nabla}$ is the momentum operator, μ is a common chemical potential, k_R is the Raman wave vector, $g_{ab} = 4\pi\hbar^2 a_{ab}/m$, and a_{ab} are the S -wave scattering lengths. For the $|\uparrow\rangle = |1, -1\rangle$ and $|\downarrow\rangle = |1, 0\rangle$ hyperfine states of ^{87}Rb , the scattering lengths are almost equal and for our numerics we take $a_{\uparrow\uparrow} = a_{\uparrow\downarrow} = a_{\downarrow\downarrow} = a_s$. We compare our experimental results with 3D axially symmetric simulations for $\omega_{\perp} = 2\pi \times 162$ Hz and realistic experimental parameters.

One of the theoretical results we wish to convey is that in many cases (e.g., Refs. [32,33]), a single-band model can capture the essential dynamics with modified dispersion:

$$i\hbar \frac{\partial}{\partial t} |\psi\rangle = [E_-(\hat{p}) + gn + V_{\text{ext}}(x)]|\psi\rangle \quad (2)$$

where $E_-(\hat{p})$ is the dispersion of the lower band obtained by diagonalizing Eq. (1) for homogeneous states. For inhomogeneous densities this picture is locally valid for slowly varying densities, similar to the Thomas-Fermi approximation, and remains valid as long as the system is gently excited compared to the band separation, which is proportional to the strength Ω of the Raman coupling. With our parameters, the single-band model exhibits almost identical results to the multiband description, quantitatively reproducing many aspects of the experiment. The approximate equality of the coupling constants allows one to define a spin-quasimomentum mapping that relates the two-component spin populations n_{\uparrow} and n_{\downarrow} to the quasimomentum q of the single-component state:

$$\frac{n_{\downarrow} - n_{\uparrow}}{n_{\downarrow} + n_{\uparrow}} = \frac{k - d}{\sqrt{(k - d)^2 + w^2}}, \quad (3)$$

where we have defined the dimensionless parameters $k = p/\hbar k_R$, $d = \delta/4E_R$, and $w = \Omega/4E_R$. Our simulations solve this model with a discrete variable representation (DVR) basis (see, e.g., Ref. [34]) with 4096×128 lattice points in a periodic tube of length 276 μm and radius 10.8 μm . This greatly simplified analysis shows that all of the interesting phenomena observed in the experiment— asymmetric expansion, the pileup, slowing down, and instabilities—follow from the modified dispersion relationship.

Having introduced the single-component theory, we now derive the hydrodynamics of this model by effecting a Madelung transformation $\psi = \sqrt{n}e^{i\phi}$ where $n(\vec{x}, t) = n_{\uparrow} + n_{\downarrow}$ is the total density at position \vec{x} and time t , and the phase $\phi(\vec{x}, t)$ acts as a quasimomentum potential $\vec{p} = \hbar\vec{\nabla}\phi$. The hydrodynamic equations are

$$\frac{\partial}{\partial t} n + \vec{\nabla} \cdot (n\vec{v}) = 0, \quad (4a)$$

$$\frac{\partial \vec{v}_*}{\partial t} + (\vec{v}_* \cdot \vec{\nabla})\vec{v}_* = \mathbf{M}_*^{-1} \cdot \overbrace{(-\vec{\nabla}[V_{\text{eff}} + V_Q])}^{\vec{F}}, \quad (4b)$$

$$[\mathbf{M}_*^{-1}]_{ij} = \frac{\partial E_-(\vec{p})}{\partial p_i \partial p_j}, \quad [\vec{v}_*]_i = \frac{\partial E_-(\vec{p})}{\partial p_i}, \quad (4c)$$

where \vec{v} is the group velocity and $\vec{j} = \vec{v}n$ is the current density. $V_{\text{eff}} = V_{\text{ext}}(\vec{x}, t) + gn(\vec{x}, t)$ is the effective potential, including both the external potential and mean-field effects. What differs from the usual Madelung equations is that third and higher derivatives of the dispersion $E_-(\vec{p})$ affect the velocity \vec{v}_* and quantum potential $V_Q(n, \vec{p})$. While for homogeneous matter, $\vec{v} = \vec{v}_*$, this relationship is broken in inhomogeneous matter and the quantum potential acquires terms beyond the usual quantum pressure term $V_Q(n) \propto \nabla^2 \sqrt{n}/\sqrt{n}$. For approximately homogeneous sections of the cloud, however, these corrections are small: $\vec{v} \approx \vec{v}_*$ and the usual hydrodynamic behavior is realized. In particular, $\partial \vec{v}/\partial t = \mathbf{M}_*^{-1} \cdot \vec{F}$, so that the group velocity responds classically, accelerating against the force \vec{F} if the effective mass is negative. The experiment may be qualitatively explained using a Thomas-Fermi-like approximation where each point of the cloud is locally described by a plane-wave with local quasimomentum p . Initially, equilibrium is established between the external trapping force $-\nabla V_{\text{ext}}$ and the internal mean-field pressure $-\nabla(gn)$, with the quasimomentum $p = p_0$ minimizing the kinetic energy $E_-'(p_0) = 0$. About this minimum, the effective mass is positive, so once the trapping potential V_{ext} is reduced, the cloud starts to expand due to the mean-field pressure, generating an outward group velocity and quasimomenta.

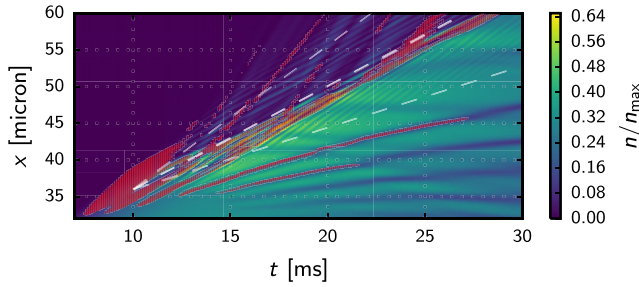


FIG. 3. Zoom of a 1D simulation matching the lower middle frame of Fig. 2 showing the total density $n = n_{\uparrow} + n_{\downarrow}$ as a function of time in the region where the dynamic instability first appears. Dashed lines are the three group velocities $v_g = E'_-(k)$ at the quasimomenta k where the inverse effective mass $m_*^{-1} = E''_-(k)$ first becomes negative (steepest line), the point of maximum m_*^{-1} (middle), and the point where the m_*^{-1} returns to positive (least steep line). Red points demonstrate where the local quasimomentum lies in the negative-mass region. Note that, as described in the text, the pileup initially contains many density fluctuations, but sharpens as solitons and phonons “radiate” energy away from the wall.

As the quasimomentum along the positive x axis approaches the negative-mass region (see Fig. 3), the acceleration slows significantly compared with the acceleration along the negative axis, leading to the asymmetric expansion seen in Fig. 2: a manifestation of the broken Galilean covariance and parity in SOC systems. Once the quasimomentum enters the negative-mass region, the acceleration opposes the force, and the cloud experiences the “self-trapping” effect where the positive mean-field pressure tends to prevent further expansion.

A similar effect has been reported in optical lattices near the edge of the Brillouin zone [22,23,35]. These self-trapping effects in lattices have been attributed to several different phenomena. One, based on a Josephson effect with suppressed tunneling between neighboring sites [23,32], was predicted from a variational framework [36]. Another explanation is that the sharp boundary is a “gap soliton” [37], though this explanation is disputed by Ref. [32] on the basis that solitons should remain stable whereas the latter observed self-trapping only for a finite period of time. Finally, self-trapping has been explained in terms of the Peierls-Nabarro energy barrier [38]. In all of these cases, the self-trapping occurs where the effective mass becomes negative, but the interpretation of the self-trapping effect in optical lattices is complicated by the presence of spatial modulations in the potential.

The beauty of engineering dispersions with SOC BECs is that lattice complications are removed. The success of the single-band model in reproducing the experiment demonstrates clearly that the self-trapping results from the effective dispersion relationship. A single-band model using the dispersion of the lowest band in an optical lattice is able to explain the previous observation of self-trapping in lattice systems, clearly demonstrating the importance of the band

structure and deemphasizing the role of the underlying lattice geometry of coupled wells. This result is confirmed by using a tight-binding approximation to map the optical lattice of Ref. [32] to a single band model, which reproduces their results. In our simulations, although the boundary appears to be very stable, it is “leaky.” This can be seen from Fig. 3 where the boundary maintains its shape, but permits a small number of fast moving particles to escape. Similarly, in optical lattice systems such fast moving particles are responsible for the continued increase in the width of the cloud seen by Ref. [32] even though the boundary remains stopped. This may resolve the apparent discrepancy between Refs. [32] and [37] as a quasistable but leaky gap soliton.

What sets the limiting velocity of the expanding edge? In the optical lattice system of Ref. [22], the limiting velocity was observed to lie at the inflection point where the mass first starts to become negative. In contrast, our GPE simulations for SOC BECs clearly show this limiting velocity to lie fully inside the negative-mass region, near the point of maximum negative acceleration (maximum negative inverse effective mass) (see Fig. 3). While this qualitatively describes the limiting velocity, the full effect is somewhat subtle. The limiting velocity ultimately depends on several factors, including the preparation of the system [39]. It requires a quasistable boundary which is tied to the negative effective mass through a dynamical instability. From the GPE simulations, the picture emerges that once the cloud enters the negative-mass region, small fluctuations grow exponentially forming the sharp boundary of the cloud. Initially these growing modes appear chaotic, but as is typical with dispersive shock waves (see Ref. [40] and references therein), energy is “radiated” from the boundary in the form of phonons and soliton trains that are clearly visible in Fig. 3. As energy is dissipated, the boundary appears to sharpen due to nonlinear effects. This seems critically connected to the negative effective mass as a similar boundary with positive mass dispersion broadens [39].

In conclusion, we have studied negative-mass hydrodynamics both experimentally and theoretically in an expanding spin-orbit coupled Bose-Einstein condensate. The experimental results are quantitatively reproduced with an effective single-band zero-temperature GPE-like model derived from the SOC Hamiltonian. With this model, we see that the pileup and subsequent boundary behavior are intimately related to the presence of a negative effective mass $m_*^{-1} = E''_-(p)$ in the effective dispersion for the band. From linear response theory, one finds a dynamical instability closely associated with the negative effective mass that leads to the sudden increase in density. The boundary clearly demonstrates radiation of phonons and soliton trains, which appear to remove energy from the region, thereby allowing the boundary to stabilize. The stability of the boundary and its final velocity depend critically on the existence of a negative effective mass. With this work, we have also clarified the interpretation of self-trapping phenomena observed in

optical lattices [23,32], demonstrating that this is naturally explained by a negative effective mass. Spin-orbit coupling provides a powerful tool for engineering the dispersion $E_-(p)$ without the additional complications of spatial modulations that appear in the context of optical lattices.

We thank Mark Hofer for useful discussions. This work was supported in part by a WSU New Faculty Seed Grant, and the Okinawa Institute of Science and Technology Graduate University. P.E. acknowledges funding from the National Science Foundation (NSF) under Grant No. PHY-1607495. Y.Z. is supported in part by the Thousand Young Talent Program of China, and the Eastern Scholar Program of Shanghai.

*yongping11@t.shu.edu.cn

†thomas.busch@oist.jp

‡michael.forbes@wsu.edu

§engels@wsu.edu

- [1] M. A. H. Tucker and A. F. G. Wyatt, Direct evidence for r^- rotons having antiparallel momentum and velocity, *Science* **283**, 1150 (1999).
- [2] N. K. Lowman and M. A. Hofer, Dispersive shock waves in viscously deformable media, *J. Fluid Mech.* **718**, 524 (2013).
- [3] M. Conforti and S. Trillo, Dispersive wave emission from wave breaking, *Opt. Lett.* **38**, 3815 (2013).
- [4] M. Conforti, F. Baronio, and S. Trillo, Resonant radiation shed by dispersive shock waves, *Phys. Rev. A* **89**, 013807 (2014).
- [5] M. Conforti and S. Trillo, Radiative effects driven by shock waves in cavity-less four-wave mixing combs, *Opt. Lett.* **39**, 5760 (2014).
- [6] S. Malaguti, M. Conforti, and S. Trillo, Dispersive radiation induced by shock waves in passive resonators, *Opt. Lett.* **39**, 5626 (2014).
- [7] M. Conforti, S. Trillo, A. Mussot, and A. Kudlinski, Parametric excitation of multiple resonant radiations from localized wavepackets, *Sci. Rep.* **5**, 9433 (2015).
- [8] G. A. El and N. F. Smyth, Radiating dispersive shock waves in nonlocal optical media, *Proc. Phys. Soc. London Sect. A* **472**, 20150633 (2016).
- [9] Y. J. Lin, K. Jimenez-Garcia, and I. B. Spielman, Spin-orbit-coupled Bose-Einstein condensates, *Nature (London)* **471**, 83 (2011).
- [10] P. Wang, Z.-Q. Yu, Z. Fu, J. Miao, L. Huang, S. Chai, H. Zhai, and J. Zhang, Spin-Orbit Coupled Degenerate Fermi Gases, *Phys. Rev. Lett.* **109**, 095301 (2012).
- [11] L. W. Cheuk, A. T. Sommer, Z. Hadzibabic, T. Yefsah, W. S. Bakr, and M. W. Zwierlein, Spin-Injection Spectroscopy of a Spin-Orbit Coupled Fermi Gas, *Phys. Rev. Lett.* **109**, 095302 (2012).
- [12] J.-Y. Zhang, S.-C. Ji, Z. Chen, L. Zhang, Z.-D. Du, B. Yan, G.-S. Pan, B. Zhao, Y.-J. Deng, H. Zhai, S. Chen, and J.-W. Pan, Collective Dipole Oscillations of a Spin-Orbit Coupled Bose-Einstein Condensate, *Phys. Rev. Lett.* **109**, 115301 (2012).
- [13] C. Qu, C. Hamner, M. Gong, C. Zhang, and P. Engels, Observation of *Zitterbewegung* in a spin-orbit-coupled Bose-Einstein condensate, *Phys. Rev. A* **88**, 021604 (2013).
- [14] A. J. Olson, S.-J. Wang, R. J. Niffenegger, C.-H. Li, C. H. Greene, and Y. P. Chen, Tunable Landau-Zener transitions in a spin-orbit-coupled Bose-Einstein condensate, *Phys. Rev. A* **90**, 013616 (2014).
- [15] C. Hamner, Y. Zhang, M. A. Khamehchi, M. J. Davis, and P. Engels, Spin-Orbit-Coupled Bose-Einstein Condensates in a One-Dimensional Optical Lattice, *Phys. Rev. Lett.* **114**, 070401 (2015).
- [16] X. Luo, L. Wu, R. Wang, and L. You, Atomic spin orbit coupling synthesized with gradient magnetic fields, *J. Phys. Conf. Ser.* **635**, 012013 (2015); X. Luo, L. Wu, J. Chen, Q. Guan, K. Gao, Z.-F. Xu, L. You, and R. Wang, Tunable spin-orbit coupling synthesized with a modulating gradient magnetic field, *Sci. Rep.* **6**, 18983 (2016).
- [17] L. Huang, Z. Meng, P. Wang, P. Peng, S.-L. Zhang, L. Chen, D. Li, Q. Zhou, and J. Zhang, Experimental realization of two-dimensional synthetic spin-orbit coupling in ultracold fermi gases, *Nat. Phys.* **12**, 540 (2016).
- [18] Z. Wu, L. Zhang, W. Sun, X.-T. Xu, B.-Z. Wang, S.-C. Ji, Y. Deng, S. Chen, X.-J. Liu, and J.-W. Pan, Realization of Two-Dimensional Spin-orbit Coupling for Bose-Einstein Condensates, *Science* **354**, 83 (2016).
- [19] L. Fallani, L. De Sarlo, J. E. Lye, M. Modugno, R. Saers, C. Fort, and M. Inguscio, Observation of Dynamical Instability for a Bose-Einstein Condensate in a Moving 1D Optical Lattice, *Phys. Rev. Lett.* **93**, 140406 (2004).
- [20] I. Bloch, Ultracold quantum gases in optical lattices, *Nat. Phys.* **1**, 23 (2005).
- [21] I. A. Bhat, T. Mithun, B. A. Malomed, and K. Porsezian, Modulational instability in binary spin-orbit-coupled Bose-Einstein condensates, *Phys. Rev. A* **92**, 063606 (2015).
- [22] B. Eiermann, P. Treutlein, Th. Anker, M. Albiez, M. Taglieber, K.-P. Marzlin, and M. K. Oberthaler, Dispersion Management for Atomic Matter Waves, *Phys. Rev. Lett.* **91**, 060402 (2003).
- [23] Th. Anker, M. Albiez, R. Gati, S. Hunsmann, B. Eiermann, A. Trombettoni, and M. K. Oberthaler, Nonlinear Self-Trapping of Matter Waves in Periodic Potentials, *Phys. Rev. Lett.* **94**, 020403 (2005).
- [24] K. Henderson, H. Kelkar, B. Gutiérrez-Medina, T. C. Li, and M. G. Raizen, Experimental Study of the Role of Atomic Interactions on Quantum Transport, *Phys. Rev. Lett.* **96**, 150401 (2006).
- [25] A. Reinhard, J.-F. Riou, L. A. Zundel, D. S. Weiss, S. Li, A. M. Rey, and R. Hipolito, Self-Trapping in an Array of Coupled 1D Bose Gases, *Phys. Rev. Lett.* **110**, 033001 (2013).
- [26] J. P. Ronzheimer, M. Schreiber, S. Braun, S. S. Hodgman, S. Langer, I. P. McCulloch, F. Heidrich-Meisner, I. Bloch, and U. Schneider, Expansion Dynamics of Interacting Bosons in Homogeneous Lattices in One and Two Dimensions, *Phys. Rev. Lett.* **110**, 205301 (2013).
- [27] See Supplemental Material at <http://link.aps.org/supplemental/10.1103/PhysRevLett.118.155301> for high-resolution images and details about the experimental preparation and analysis.

- [28] A. Minguzzi, S. Succi, F. Toschi, M. P. Tosi, and P. Vignolo, Numerical methods for atomic quantum gases with applications to Bose-Einstein condensates and to ultracold fermions, *Phys. Rep.* **395**, 223 (2004); *Quantum Gases: Finite Temperature and Non-Equilibrium Dynamics*, edited by N. P. Proukakis, S. A. Gardiner, M. J. Davis, and M. Szymanska, Cold Atoms Vol. 1 (Imperial College Press, London, 2013).
- [29] Y.-C. Zhang, Z.-Q. Yu, T. K. Ng, S. Zhang, L. Pitaevskii, and S. Stringari, Superfluid density of a spin-orbit coupled Bose gas, *Phys. Rev. A* **94**, 033635 (2016).
- [30] The scattering lengths are $a_{\uparrow\uparrow} = 100.40a_0$, $a_{\downarrow\downarrow} = 100.86a_0$, and $a_{\uparrow\downarrow} = 100.41a_0$ [31], so that the dimensionless gas parameter $na^3 < 3 \times 10^{-5} \ll 10^{-3}$.
- [31] S. J. J. M. F. Kokkelmans (private communication); B. J. Verhaar, E. G. M. van Kempen, and S. J. J. M. F. Kokkelmans, Predicting scattering properties of ultracold atoms: Adiabatic accumulated phase method and mass scaling, *Phys. Rev. A* **79**, 032711 (2009).
- [32] B. Wang, P. Fu, J. Liu, and B. Wu, Self-trapping of Bose-Einstein condensates in optical lattices, *Phys. Rev. A* **74**, 063610 (2006).
- [33] Y. Li, C. Qu, Y. Zhang, and C. Zhang, Dynamical spin-density waves in a spin-orbit-coupled Bose-Einstein condensate, *Phys. Rev. A* **92**, 013635 (2015).
- [34] R. G. Littlejohn and M. Cargo, Bessel discrete variable representation bases, *J. Chem. Phys.* **117**, 27 (2002).
- [35] R. Chang, S. Potnis, R. Ramos, C. Zhuang, M. Hallaji, A. Hayat, F. Duque-Gomez, J. E. Sipe, and A. M. Steinberg, Observing the Onset of Effective Mass, *Phys. Rev. Lett.* **112**, 170404 (2014).
- [36] A. Trombettoni and A. Smerzi, Discrete Solitons and Breathers with Dilute Bose-Einstein Condensates, *Phys. Rev. Lett.* **86**, 2353 (2001).
- [37] T. J. Alexander, E. A. Ostrovskaya, and Y. S. Kivshar, Self-Trapped Nonlinear Matter Waves in Periodic Potentials, *Phys. Rev. Lett.* **96**, 040401 (2006).
- [38] H. Hennig, T. Neff, and R. Fleischmann, Dynamical phase diagram of gaussian wave packets in optical lattices, *Phys. Rev. E* **93**, 032219 (2016).
- [39] E. Delikatney, K. Hossain, and M. McNeil Forbes (to be published).
- [40] G. A. El and M. A. Hofer, Dispersive shock waves and modulation theory, *Physica D (Amsterdam)* **333**, 11 (2016).