

Observation of Interaction of Spin and Intrinsic Orbital Angular Momentum of Light

Dashiell L. P. Vitullo,¹ Cody C. Leary,² Patrick Gregg,³ Roger A. Smith,¹ Dileep V. Reddy,¹
Siddharth Ramachandran,³ and Michael G. Raymer^{1,*}

¹*Department of Physics and Oregon Center for Optical, Molecular, and Quantum Science,
University of Oregon, Eugene, Oregon 97403, USA*

²*Department of Physics, College of Wooster, Wooster, Ohio 44691, USA*

³*Department of Electrical and Computer Engineering, Boston University, Boston, Massachusetts 02215, USA*
(Received 21 July 2016; revised manuscript received 6 January 2017; published 21 February 2017)

The interaction of spin and intrinsic orbital angular momentum of light is observed, as evidenced by length-dependent rotations of both spatial patterns and optical polarization in a cylindrically symmetric isotropic optical fiber. Such rotations occur in a straight few-mode fiber when superpositions of two modes with parallel and antiparallel orientation of spin and intrinsic orbital angular momentum (IOAM = $2\hbar$) are excited, resulting from a degeneracy splitting of the propagation constants of the modes.

DOI: [10.1103/PhysRevLett.118.083601](https://doi.org/10.1103/PhysRevLett.118.083601)

The angular momentum of electrons, photons, and other quantum particles can be decomposed into spin angular momentum (SAM) and orbital angular momentum (OAM). Spin angular momentum, or polarization for photons, is *intrinsic*, i.e., independent of the chosen rotation axis. OAM can be decomposed into intrinsic OAM (IOAM) and *extrinsic* OAM (EOAM) [1–3]. EOAM is associated with the trajectory of the centroid of a wave packet and is relative to a chosen spatial axis, while IOAM does not depend on the axis location, provided that the axis is oriented such that the net transverse momentum is zero, as shown by Berry [2]. For example, the OAM of an electronic energy eigenstate in an atom is intrinsic, as is that of a helical phase vortex within an electron or photon beam [4,5]. In contrast, EOAM exists when a photon travels in a curved path defined by a helically coiled optical fiber. Here we present experimental evidence for the interaction of IOAM with SAM for photons propagating in a straight few-mode cylindrically symmetric waveguide.

Spin-orbit interaction (SOI) involves an interaction between SAM and OAM. An example of a spin-IOAM interaction is Russell-Saunders $\vec{L} \cdot \vec{S}$ coupling in a single-electron atom, which splits the degeneracy of electronic energy levels, forming the fine structure. An example of a spin-EOAM interaction is seen in the precession of the linear polarization vector of photons traveling in a coiled single-mode optical fiber, wherein the photons are forced to follow a three-dimensional path [6]. Spin-orbit interactions are deeply connected to a geometric (Berry) phase or gauge potential description, as shown for the intrinsic electron case by Mathur [7] and for the extrinsic photon case by Chiao and Wu [8] and summarized by Bliokh *et al.* [3].

In the case of a narrow collimated light beam guided along a helical trajectory by many internal reflections in a large glass cylinder [9], the situation looks analogous to a helically coiled fiber where the light has EOAM. From a different perspective, such a beam can also be described by

superpositions of many eigenmodes of the cylinder, each of which carries IOAM. This highlights the contextuality of whether OAM is considered intrinsic or extrinsic. Concentrating on a small region of a beam with IOAM, e.g., by passing it through an off-center aperture such that the apertured field has net transverse momentum, produces a beam with EOAM [1]. Nevertheless, viewing a beam as a whole leads to a distinction between EOAM and IOAM, as pointed out by Berry [2].

In an optical fiber made of an isotropic material and directed along a straight-line path, the interaction between SAM and OAM is mediated by the confining refractive-index gradient through a spin-Hall effect called the optical Magnus effect [10]. The refractive-index gradient plays a role analogous to the electric potential gradient's role in the atomic case. Conservation of light's angular momentum upon reflection requires corrections to the geometrical optics that couple light's polarization to the trajectory it traverses (and vice versa). This is illustrated simply in a ray picture at a sharp interface by the Imbert-Fedorov shift, in which the centroid of a reflected circularly polarized beam is displaced perpendicular to the plane of reflection in a direction dictated by the polarization handedness [3,11]. Trajectories with OAM do not pass through the fiber axis, so this displacement increases the longitudinal distance between reflections for one polarization while decreasing it for the other. Such shifts are typically subwavelength, but the many reflections light undergoes while traveling in an optical fiber can amplify the total effect size up to a macroscopic level.

In a straight highly multimode fiber (with a core diameter much greater than the wavelength of guided light), a speckle pattern is created when many modes interfere coherently. Spin-orbit interaction gives rise to the fiber-length-dependent rotation of speckle patterns around the fiber axis with a positive or negative direction of rotation determined by the handedness of the circular polarization (helicity) of the light [12]. This phenomenon can be adequately modeled

using a ray-tracing or trajectory approximation, highlighting its close connection with EOAM [10].

In the few-mode regime where the core diameter and guided wavelength are similar, diffraction effects become important and a wave picture is preferable. In the wave picture, trajectories are replaced conceptually by mode distributions describing OAM. Spin-IOAM interaction splits the degeneracy of the propagation constants (phase velocities), distinguished by parallel or antiparallel orientation of spin and intrinsic OAM. The shift due to the Magnus effect is along the direction of energy flow for parallel modes and opposes the direction of energy flow for antiparallel modes. Superpositions of split modes with differing phase velocities manifest rotational beating effects, which take their cleanest forms as a continual rotation of either spatial-pattern or linear-polarization orientation along the length of the fiber.

Intermodal coupling can complicate the observation of rotational beating effects. In dispersion-tailored fiber, intermodal coupling can be suppressed to allow for stable mode propagation [13–15]. In this Letter, we utilize a dispersion-tailored few-mode fiber to measure the interaction between spin and intrinsic optical OAM. Our ability to excite selectively the four modes that have two units of IOAM allows the clean observation of the resulting rotational beating effects. A recent theory makes the following predictions about the relation between spatial and polarization rotations vs fiber length [16]: (i) The rotation angles should be linear with fiber length, (ii) the spatial rotation rate should be an integer multiple of the polarization rotation rate, depending on the value of the IOAM, (iii) the spatial rotation rate should be equal in magnitude and opposite in direction for left- and right-handed circular polarizations, and (iv) for a given IOAM value $|\ell| > 1$, the polarization rotation rate should be equal in magnitude and opposite in direction for left- and right-handed IOAM. We present results of an experiment that confirms all four of these predictions, providing strong evidence for the existence of purely intrinsic SOI of light. We focus on the experimentally accessible photon case, but the same model is expected to apply to electron SOI in analogous waveguides [16].

Spin-orbit interaction of a photon propagating in a weakly guiding cylindrically symmetric waveguide, labeled with cylindrical coordinates (ρ, ϕ, z) and time t , is described by a time-independent Schrödinger-like wave equation, which follows from Maxwell's equations and has eigenvalue β^2 [16,17]:

$$(\hat{H}_0 + \hat{H}_{\text{SO}})\Psi = \beta^2\Psi, \quad (1)$$

$$\hat{H}_0 = \nabla_T^2 + k^2(\rho), \quad (2)$$

$$\hat{H}_{\text{SO}} = \frac{1}{2\rho} \frac{\partial V(\rho)}{\partial \rho} \hat{L}_z \hat{S}_z, \quad (3)$$

with Hamiltonian-like operators \hat{H}_0 and \hat{H}_{SO} , transverse Laplacian ∇_T^2 , $k^2(\rho) = [n(\rho)\omega/c]^2$, where c is the speed of

light in vacuum and $n(\rho)$ is the refractive index profile, effective potential $V(\rho) = \ln[n^2(\rho)]$, dimensionless z -component spin operator \hat{S}_z , dimensionless z -component IOAM operator \hat{L}_z , longitudinal propagation constant β , and wave function $\Psi = \Psi(\rho, \phi) \exp[i(\beta z - \omega t)]$, where the angular frequency is ω .

The unperturbed modes of the waveguide are constructed in an eigenbasis of IOAM and SAM by neglecting \hat{H}_{SO} and solving $\hat{H}_0\Psi^{(0)} = \beta_0^2\Psi^{(0)}$. Let eigenstates of the spin operator obey $\hat{S}_z|\sigma\rangle = \sigma|\sigma\rangle$. The spin handedness, or helicity, is $\sigma = \pm 1$ and $s = 1$ for photons. We call $\sigma = +1$ left-circularly polarized (LCP) and $\sigma = -1$ right-circularly polarized (RCP). Let IOAM eigenstates obey $\hat{L}_z|\ell\rangle = \ell|\ell\rangle$, with IOAM z -component operator $\hat{L}_z = -i\partial_\phi$. The IOAM eigenvalue of \hat{L}_z is $\ell = \mu|\ell|$, which has handedness $\mu = \pm 1$. Our fiber modes are well modeled with paraxial light under the weak-guidance approximation, where SAM and IOAM are separable [18] (contrast with Ref. [19]), and the monochromatic bound modes of the waveguide are

$$\begin{aligned} \Psi_{\ell,m}^{(0)} &= F\psi_{\ell,m}^{(0)} e^{i(\beta_0 z - \omega t)} \hat{e}_\sigma \\ &= F\varphi_{\ell,m}(\rho) e^{i\ell\phi} e^{i(\beta_0 z - \omega t)} \hat{e}_\sigma, \end{aligned} \quad (4)$$

where $\psi_{\ell,m}^{(0)} = \varphi_{\ell,m}(\rho) e^{i\ell\phi}$ is the transverse spatial distribution, $\varphi_{\ell,m}(\rho)$ is the radial wave function with radial quantum number m , \hat{e}_σ is the unit circular polarization vector, and F is a normalization constant. For given ω , an unperturbed mode $\Psi_{\ell,m}^{(0)}$ has a propagation constant β_0 that is degenerate in the signs of ℓ and σ .

As in an atomic spin-orbit interaction, this degeneracy is lifted by perturbative correction. The first-order correction to the propagation constant squared is $\delta(\beta^2) = \langle \Psi^{(0)} | \hat{H}_{\text{SO}} | \Psi^{(0)} \rangle$. Let the first-order corrected propagation constant be β_1 , define $\beta_1 = \beta_0 + \delta\beta$, and note that $\delta(\beta^2) = \beta_1^2 - \beta_0^2 \approx 2\beta_0\delta\beta$, neglecting $(\delta\beta)^2$ terms. The linearized first-order perturbative correction to the propagation constant is then [16]

$$\delta\beta = \frac{s\sigma\ell}{2\beta_0 N} \int_0^\infty \varphi_{\ell,m}^*(\rho) \frac{\partial V(\rho)}{\partial \rho} \varphi_{\ell,m}(\rho) d\rho, \quad (5)$$

where $N = \int_0^\infty \rho |\varphi_{\ell,m}(\rho)|^2 d\rho$ is for normalization. For fibers, the integral in Eq. (5) is known as the polarization correction integral [20,21]. The sign of the splitting $\delta\beta$ is controlled by the product $\sigma\mu$. We call modes with $\sigma\mu = +1$ parallel modes, as IOAM and SAM are cooriented, while $\sigma\mu = -1$ are antiparallel modes. An important caveat occurs specifically in the case of $|\ell| = 1$ (and is conspicuously absent in the electron case where $s = 1/2$). The two antiparallel combinations with $\ell + \sigma = 0$, corresponding to transverse electric and transverse magnetic modes, have distinct $\delta\beta$ values, which complicate the effects observed when mode superpositions are excited [20,22,23]. Therefore,

we study the case $|\ell| = 2$. For $|\ell| > 1$, Eq. (5) predicts that parallel and antiparallel modes have propagation constants that differ by $2\delta\beta$ as a result of spin-IOAM interaction. While the effects of spin-EOAM interaction are avoided by using a waveguide along a straight path as we employ here, spin-IOAM interaction is inescapable for $|\ell| > 0$ modes.

Propagation constant splitting implies that parallel and antiparallel modes accumulate phase at different rates as a function of distance. Thus, coherent superpositions of parallel and antiparallel modes exhibit rotational beating as a function of longitudinal propagated distance z but are stationary with monochromatic excitation and a fixed distance. There are two such beating effects (both illustrated in Fig. 1) that occur within the fiber and allow for independent measurements of the splitting $\delta\beta$ [16]. In each case, the sign of one property, called the control property, breaks the symmetry and sets the direction of the rotation associated with the other property. Let $\psi_{\sigma,\ell,m}^{(1)} = \psi_{\ell,m}^{(0)} \exp(-i\sigma\mu|\delta\beta|z)$ include the propagation constant correction to the mode. One of the two forms of the rotation is orbit-controlled spin rotation. Representing the polarization with a Jones vector in a Cartesian basis, $\hat{e}_\sigma = [1, i\sigma]^T$, the superposition of modes with the same IOAM but opposite SAM yields

$$\begin{aligned} & \psi_{+,\mu|\ell|,m}^{(1)} \hat{e}_+ + \psi_{-,\mu|\ell|,m}^{(1)} \hat{e}_- \\ &= \varphi_{\ell,m}(\rho) e^{i\ell\phi} (e^{-i\mu|\delta\beta|z} \hat{e}_+ + e^{i\mu|\delta\beta|z} \hat{e}_-) \\ &= 2\varphi_{\ell,m}(\rho) e^{i\ell\phi} \begin{bmatrix} \cos(|\delta\beta|z) \\ \mu \sin(|\delta\beta|z) \end{bmatrix}, \end{aligned} \quad (6)$$

where the spatial profile is unchanged and the linear polarization rotates with z , in a direction controlled by the IOAM handedness μ , by an angle $\phi = \mu|\delta\beta|z$. The other

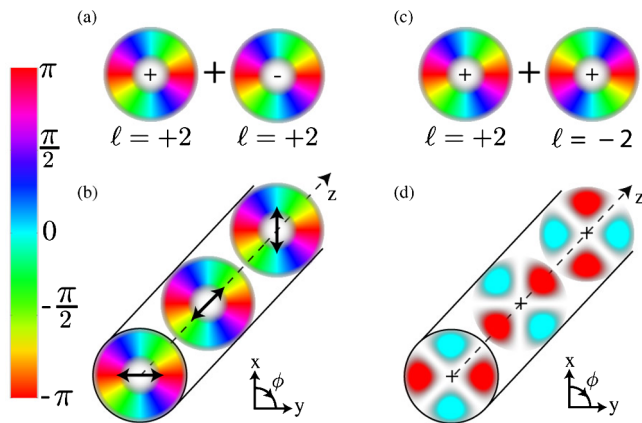


FIG. 1. Superpositions of modes for observing the change of propagation constant $\delta\beta$. Color in the legend shows the phase. (a) The same IOAM ℓ and opposite circular polarizations (+ and -) combine to make (b) rotating linear polarization in *orbit-controlled spin rotation*. (c) The same circular polarizations but opposite IOAM combine to make (d) a rotating four-lobed spatial pattern in *spin-controlled orbital rotation*.

form of rotation is spin-controlled orbital rotation, where the superposition of modes with the same SAM but opposite IOAM yields

$$\begin{aligned} & \psi_{\sigma,+|\ell|,m}^{(1)} \hat{e}_\sigma + \psi_{\sigma,-|\ell|,m}^{(1)} \hat{e}_\sigma \\ &= \varphi_{\ell,m}(\rho) (e^{i(|\ell|\phi - \sigma|\delta\beta|z)} + e^{-i(|\ell|\phi - \sigma|\delta\beta|z)}) \hat{e}_\sigma \\ &= 2\varphi_{\ell,m}(\rho) \cos \left[|\ell| \left(\phi - \sigma \left| \frac{\delta\beta}{\ell} \right| z \right) \right] \hat{e}_\sigma, \end{aligned} \quad (7)$$

where the polarization remains unchanged while the spatial profile rotates with z , in the direction set by σ , by an angle $\xi = \sigma|\delta\beta/\ell|z$.

A cylindrically symmetric optical fiber using the configuration shown in Fig. 2 provides a direct test of this theoretical model. To minimize unwanted coupling between waveguide modes of different order, we use a dispersion-tailored fiber with multiple index steps, in which the $|\ell| = 2$ modes have β values well separated from those of other modes [24]. A Ti:sapphire laser running in a continuous-wave configuration with $\lambda = 799.953$ nm is directed onto a spatial light modulator (SLM) to create the desired transverse spatial profile, which, in turn, excites the desired superpositions of fiber modes with an average power of the order of $100 \mu\text{W}$. We measure the splitting of $|\ell| = 2$ modes using all four combinations that have one parallel and one antiparallel mode and call these superpositions the “experimental group” input profiles. We also measure one “control group” fiber fundamental mode, which has $\ell = 0$ and thus experiences no spin-IOAM interaction. Modes with $|\ell| > 2$ are not supported in our experimental fiber at accessible wavelengths. We refer to the profiles with $\cos(2\phi)$ azimuthal dependence as “clover” profiles. Input profiles and interferograms are shown in Fig. 3. The fork patterns made by the fringes in the $\ell = \pm 2$ interferograms verify the IOAM content of the beams. The SLM holograms and quarter-wave plate control the input profiles and polarization without changing the sensitive optical alignment. The holograms, shown in Sec. 1 of the Supplemental Material [25], produce Laguerre-Gauss spatial modes, which couple well into the exact fiber modes of interest. Clover profiles are superpositions of Laguerre-Gauss modes [see Figs. 1(c) and 1(d)]. Input clover profiles are circularly polarized, while all other input profiles are horizontally polarized.

The procedure to probe modal evolution along the fiber’s longitudinal direction is to cleave short segments (~ 1 cm) off the output end of the fiber and, at each length L , excite the input profiles and take output measurements. This approach is complimentary to Wang *et al.*’s investigation utilizing spectroscopic measurement and fiber Bragg gratings to determine the magnitude of SOI splitting in fiber without directly observing rotation dynamics [31]. The fiber path must be kept sufficiently straight to avoid rotation due to spin-EOAM interaction (geometric phase rotations,

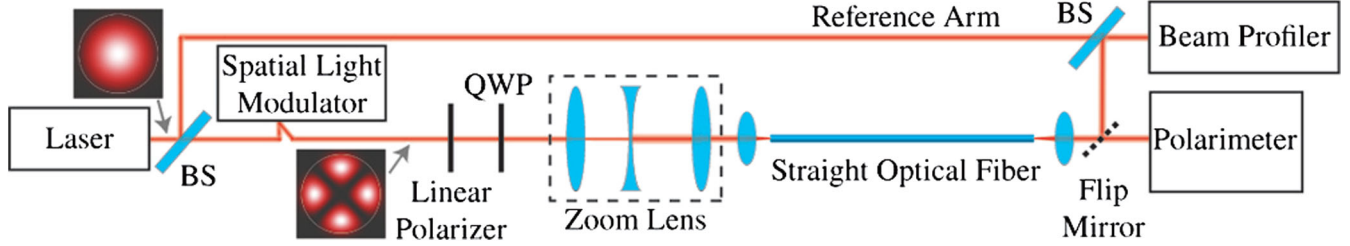


FIG. 2. Experimental apparatus. The Ti:sapphire laser is configured for continuous-wave operation. BS, nonpolarizing beam splitter. QWP, quarter-wave plate. The spatial light modulator converts a Gaussian beam to the desired profile. The inset profiles are simulated. In measuring the fiber output beam, the reference arm is blocked to measure the profile and unblocked to measure the interferogram.

discussed in Sec. 4 of the Supplemental Material [25]). The fiber is epoxied into place at the input and rests on two platforms topped with double-sided tape as tension relief, and the region of the fiber after the tension relief is stripped of its jacket prior to the experiment. After cutting the fiber to a new length, the output is pulled into a position that straightens the fiber, but care is taken to avoid longitudinal strain by pulling no harder than necessary.

We report whole-beam polarization measurements as angles on a Poincaré sphere, where ϕ is the orientation of the major axis, θ indicates the ellipticity of the polarization, and the degree of polarization indicates how uniform the polarization is [32]. Section I of [25] discusses the polarization measurements in more detail. Output spatial profiles (see Fig. 4 for a summary and Sec. I of [25] for all data) are recorded on a beam profiler and combined with a reference beam that has a flat phase profile to probe the output beam's phase structure. Orientation angles ξ of clover nodal lines are measured manually by rotating a cross hair along the lines in software. The linearly polarized inputs stay well linearly polarized ($\theta \sim 90^\circ$). Measured output orientations (ϕ and ξ) and fit lines are shown in Fig. 5.

Residual variations in θ and the degree of polarization, as well as a spatial profile distortion and a slight oscillation of the ϕ values of $|\ell| = 2$ modes, are observed (see Sec. II of [25]). We believe these all result from weak intermodal coupling. Defect-mediated mode coupling favors energy transfer between modes with similar β values [33], so we

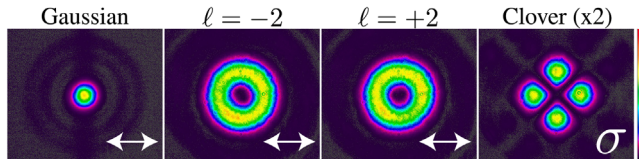


FIG. 3. Input profiles. We use a total of five input settings. We probe spin-IOAM interaction with four inputs in the experimental group: two circularly polarized (σ) clover profiles and two horizontally polarized (arrowed lines) $\ell = \pm 2$ profiles. The control group consists of a horizontally polarized Gaussian profile, which lacks IOAM and is hypothesized to propagate unchanged through the fiber. Right: Intensity color legend.

expect coupling to be dominantly between $|\ell| = 2$ modes, which is supported by the retention of the characteristic number ($|\ell| = 2$) of nodal lines and phase singularities in the output profiles. The retention of linearity in Fig. 5 further supports that the unwanted coupling is weak and that spin-IOAM rotations are robust against these unwanted perturbations.

In agreement with the four theoretical predictions in the introduction and as shown in Fig. 5, (i) the rotations are linear with fiber length, (ii) the slopes of the best fit lines for spatial and polarization rotations differ by a factor of $|\ell| = 2$, and (iii,iv) to within experimental uncertainty, the slopes of the spatial and the polarization rotations are equal in magnitude and opposite in direction for both control property settings (polarization or IOAM handedness). This agreement indicates that, as expected, the parallel modes are degenerate in propagation constant and the antiparallel modes are degenerate. The average splitting is measured to be $\delta\beta = (22.1 \pm 0.7)^\circ/\text{cm}$ [25]. Furthermore, the fundamental input remains horizontally polarized, as predicted above, since it carries zero IOAM. This observation rules out confounding rotation effects and supports that the observed rotations are due to spin-IOAM interaction.

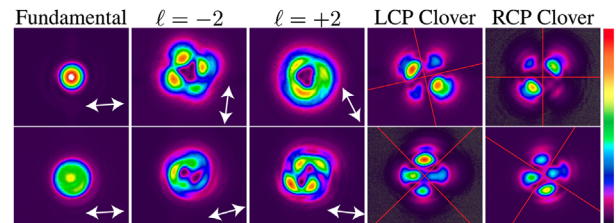


FIG. 4. Representative output profile pictures. Top row profiles are at $L = 43.5$ cm. Bottom row profiles are at $L = 38.4$ cm. Columns labeled with ℓ have IOAM input profiles, while LCP and RCP label the circular polarization of clover input profiles. Red cross hairs on clover profiles indicate the orientation of nodal lines for ξ measurement, and white arrows indicate the major axis orientation ϕ for linearly polarized modes. Width differences are due to the slight difference in the output objective distance from the fiber output at different lengths. Right: Intensity color legend.

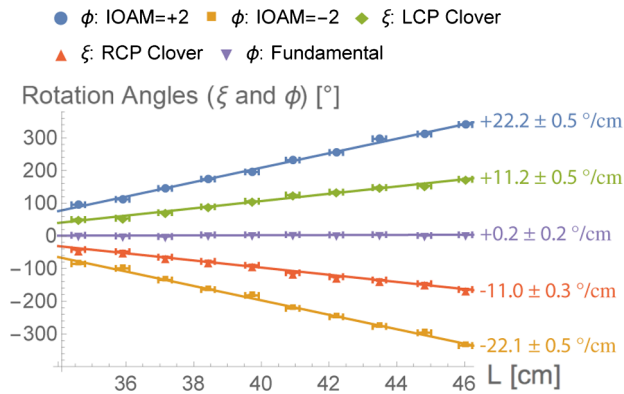


FIG. 5. Measured output parameters ξ (spatial orientation of the clover profiles) and ϕ (linear polarization orientations for all non-clover inputs). Vertical error bars are smaller than the data symbols. Both ξ and ϕ are in configuration space degrees. Best linear fits shown as colored lines with slopes given in degrees/cm. For ease of comparison, these lines are offset from the lines of total accumulated rotation by integer multiples of 360° and cross near 30.8 cm.

The measurement of spin-IOAM interaction characterizes the fine structure of the propagation constant and lays the foundation for the investigation of the simultaneous interaction between spin and both EOAM and IOAM, towards precision encoding of information in the spatial distributions of light in optical fibers [34]. Identical dynamics are expected in analogous electron waveguide experiments, and the present study may motivate such investigations in the future.

D. L. P. V. was supported by the National Science Foundation (NSF) Grants No. (ECCS-1101811, DGE-0742540). M. G. R. was supported by the NSF Grants No. (ECCS-1101811, PHY-1521466). S. R. and P. G. were supported by the Office of Naval Research (ONR) MURI Grant No. N0014-13-1-0672, NSF Grants No. (ECCS-1310493, DGE-1247312), and the Air Force Office of Scientific Research (AFOSR) BRI Grant No. FA9550-14-1-0165. The authors acknowledge Raghuveer Parthasarathy for use of the spatial light modulator, Steven van Enk, Benjamin McMorran, and Jordan Pierce for helpful discussion, and Sonja Franke-Arnold for the code which we modified to produce holograms. We thank L. Grüner-Nielsen from OFS-Fitel LLC. for manufacturing the optical fiber used in the experiments described in this letter.

* raymer@uoregon.edu

- [1] A. T. O’Neil, I. MacVicar, L. Allen, and M. J. Padgett, Intrinsic and Extrinsic Nature of the Orbital Angular Momentum of a Light Beam, *Phys. Rev. Lett.* **88**, 053601 (2002).
 [2] M. V. Berry, Paraxial beams of spinning light, *Proc. SPIE Int. Soc. Opt. Eng.* **3487**, 6 (1998).

- [3] K. Y. Bliokh, F. J. Rodríguez-Fortuño, F. Nori, and A. V. Zayats, Spin-orbit interactions of light, *Nat. Photonics* **9**, 796 (2015).
 [4] B. J. McMorran, A. Agrawal, I. M. Anderson, A. A. Herzing, H. J. Lezec, J. J. McClelland, and J. Unguris, Electron vortex beams with high quanta of orbital angular momentum, *Science* **331**, 192 (2011).
 [5] L. Allen, M. W. Beijersbergen, R. J. C. Spreeuw, and J. P. Woerdman, Orbital angular momentum of light and the transformation of Laguerre-Gaussian laser modes, *Phys. Rev. A* **45**, 8185 (1992).
 [6] A. Tomita and R. Y. Chiao, Observation of Berry’s Topological Phase by Use of an Optical Fiber, *Phys. Rev. Lett.* **57**, 937 (1986).
 [7] Harsh Mathur, Thomas Precession, Spin-Orbit Interaction, and Berry’s Phase, *Phys. Rev. Lett.* **67**, 3325 (1991).
 [8] R. Y. Chiao and Y.-S. Wu, Manifestations of Berry’s Topological Phase for the Photon, *Phys. Rev. Lett.* **57**, 933 (1986).
 [9] K. Y. Bliokh, A. Niv, V. Kleiner, and E. Hasman, Geometrodynamics of spinning light, *Nat. Photonics* **2**, 748 (2008).
 [10] V. S. Liberman and B. Ya. Zel’dovich, Spin-orbit interaction of a photon in an inhomogeneous medium, *Phys. Rev. A* **46**, 5199 (1992).
 [11] K. Y. Bliokh and A. Aiello, Goos-Hänchen and Imbert-Fedorov beam shifts: an overview, *J. Opt.* **15**, 014001 (2013).
 [12] A. V. Dooghin, N. D. Kundikova, V. S. Liberman, and B. Ya. Zel’dovich, Optical Magnus effect, *Phys. Rev. A* **45**, 8204 (1992).
 [13] S. Ramachandran and P. Kristensen, Optical vortices in fiber, *Nanophotonics* **2**, 455 (2013).
 [14] B. Ung, P. Vaity, L. Wang, Y. Messaddeq, L. A. Rusch, and S. LaRochelle, Few-mode fiber with inverse-parabolic graded-index profile for transmission of OAM-carrying modes, *Opt. Express* **22**, 18044 (2014).
 [15] P. Gregg, P. Kristensen, A. Rubano, S. Golowich, L. Marrucci, and S. Ramachandran, Spin-Orbit Coupled, Non-Integer OAM Fibers: Unlocking a New Eigenbasis for Transmitting 24 Uncoupled Modes, in *Proceedings of the Conference on Lasers and Electro-Optics* (Optical Society of America, Washington, DC, 2016), paper JTh4C.7.
 [16] C. C. Leary, M. G. Raymer, and S. J. van Enk, Spin and orbital rotation of electrons and photons via spin-orbit interaction, *Phys. Rev. A* **80**, 061804 (2009).
 [17] C. C. Leary and K. H. Smith, Unified dynamics of electrons and photons via Zitterbewegung and spin-orbit interaction, *Phys. Rev. A* **89**, 023831 (2014).
 [18] S. J. van Enk and G. Nienhuis, Spin and orbital angular momentum of photons, *Europhys. Lett.* **25**, 497 (1994).
 [19] Outside the weak-guidance regime, fiber modes are eigenstates of neither SAM nor OAM as described in S. Golowich, Asymptotic theory of strong spin-orbit coupling in optical fiber, *Opt. Lett.* **39**, 92 (2014).
 [20] J. Bures, *Guided Optics* (Wiley-VCH, Weinheim, 2009).
 [21] A. W. Snyder and J. D. Love, *Optical Waveguide Theory* (Chapman and Hall, New York, 1983).
 [22] V. V. Butkovskaya, A. V. Volyar, and T. A. Fadeeva, Vortex optical Magnus effect in multimode fibers, *Tech. Phys. Lett.* **23**, 649 (1997).

- [23] M. Y. Darsht, B. Ya. Zeldovich, I. V. Kataevskaya, and N. D. Kundikova, Formation of an isolated wavefront dislocation, *JETP* **80**, 817 (1995).
- [24] S. Ramachandran, Dispersion-tailored few-mode fibers: a versatile platform for in-fiber photonic devices, *J. Light-wave Technol.* **23**, 3426 (2005).
- [25] See Supplemental Material at, <http://link.aps.org/supplemental/10.1103/PhysRevLett.118.083601> which includes Refs. [26–30], for polarization measurement details, full output data, holograms used on the SLM, details of fiber structure and mode simulation, discussion of mode coupling, and discussion of spin-EOAM coupling.
- [26] W. H. McMaster, Polarization and the stokes parameters, *Am. J. Phys.* **22**, 351 (1954).
- [27] J. Leach, M. R. Dennis, J. Courtial, and M. J. Padgett, Vortex knots in light, *New J. Phys.* **7**, 55 (2005).
- [28] T. W. Clark, R. F. Offer, S. Franke-Arnold, A. S. Arnold, and N. Radwell, Comparison of beam generation techniques using a phase only spatial light modulator, *Opt. Express* **24**, 6249 (2016).
- [29] J. R. Taylor, *An Introduction to Error Analysis*, 2nd ed. (University Science Books, Sausalito, 1982).
- [30] I. Bialynicki-Birula and Z. Bialynicka-Birula, Berry's phase in the relativistic theory of spinning particles, *Phys. Rev. D* **35**, 2383 (1987).
- [31] L. Wang, P. Vaity, B. Ung, Y. Messaddeq, L. A. Rusch, and S. LaRochelle, Characterization of OAM fibers using fiber Bragg gratings, *Opt. Express* **22**, 15653 (2014).
- [32] B. E. A. Saleh and M. C. Teich, *Fundamentals of Photonics*, 2nd ed. (Wiley-Interscience, Hoboken, NJ, 2007). This Letter uses $\sigma = +1$ for left-circular polarization, while this reference uses the opposite sign convention, which leads to the exchange of LCP and RCP on the Poincaré sphere.
- [33] P. Gregg, P. Kristensen, and S. Ramachandran, Conservation of orbital angular momentum in air-core optical fibers, *Optica* **2**, 267 (2015).
- [34] N. Bozinovic, Y. Yue, Y. Ren, M. Tur, P. Kristensen, H. Huang, A. E. Willner, and S. Ramachandran, Terabit-scale orbital angular momentum mode division multiplexing in fibers, *Science* **340**, 1545 (2013).