

Azimuthal Anisotropy in U + U and Au + Au Collisions at RHIC

L. Adamczyk,¹ J. K. Adkins,²⁰ G. Agakishiev,¹⁸ M. M. Aggarwal,³⁰ Z. Ahammed,⁴⁷ I. Alekseev,¹⁶ J. Alford,¹⁹ A. Aparin,¹⁸ D. Arkhipkin,³ E. C. Aschenauer,³ G. S. Averichev,¹⁸ A. Banerjee,⁴⁷ R. Bellwied,⁴³ A. Bhasin,¹⁷ A. K. Bhati,³⁰ P. Bhattarai,⁴² J. Bielcik,¹⁰ J. Bielcikova,¹¹ L. C. Bland,³ I. G. Bordyuzhin,¹⁶ J. Bouchet,¹⁹ A. V. Brandin,²⁶ I. Bunzarov,¹⁸ T. P. Burton,³ J. Butterworth,³⁶ H. Caines,⁵¹ M. Calderón de la Barca Sánchez,⁵ J. M. Campbell,²⁸ D. Cebra,⁵ M. C. Cervantes,⁴¹ I. Chakaberia,³ P. Chaloupka,¹⁰ Z. Chang,⁴¹ S. Chattopadhyay,⁴⁷ J. H. Chen,³⁹ X. Chen,²² J. Cheng,⁴⁴ M. Cherney,⁹ W. Christie,³ G. Contin,²³ H. J. Crawford,⁴ S. Das,¹³ L. C. De Silva,⁹ R. R. Debbé,³ T. G. Dedovich,¹⁸ J. Deng,³⁸ A. A. Derevschikov,³² B. di Ruzza,³ L. Didenko,³ C. Dilks,³¹ X. Dong,²³ J. L. Drachenberg,⁴⁶ J. E. Draper,⁵ C. M. Du,²² L. E. Dunkelberger,⁶ J. C. Dunlop,³ L. G. Efimov,¹⁸ J. Engelage,⁴ G. Eppley,³⁶ R. Esha,⁶ O. Evdokimov,⁸ O. Eyser,³ R. Fatemi,²⁰ S. Fazio,³ P. Federic,¹¹ J. Fedorisin,¹⁸ Z. Feng,⁷ P. Filip,¹⁸ Y. Fisyak,³ C. E. Flores,⁵ L. Fulek,¹ C. A. Gagliardi,⁴¹ D. Garand,³³ F. Geurts,³⁶ A. Gibson,⁴⁶ M. Girard,⁴⁸ L. Greiner,²³ D. Grosnick,⁴⁶ D. S. Gunarathne,⁴⁰ Y. Guo,³⁷ S. Gupta,¹⁷ A. Gupta,¹⁷ W. Guryn,³ A. Hamad,¹⁹ A. Hamed,⁴¹ R. Haque,²⁷ J. W. Harris,⁵¹ L. He,³³ S. Heppelmann,³ S. Heppelmann,³¹ A. Hirsch,³³ G. W. Hoffmann,⁴² D. J. Hofman,⁸ S. Horvat,⁵¹ H. Z. Huang,⁶ B. Huang,⁸ X. Huang,⁴⁴ P. Huck,⁷ T. J. Humanic,²⁸ G. Igo,⁶ W. W. Jacobs,¹⁵ H. Jang,²¹ K. Jiang,³⁷ E. G. Judd,⁴ S. Kabana,¹⁹ D. Kalinkin,¹⁶ K. Kang,⁴⁴ K. Kauder,⁴⁹ H. W. Ke,³ D. Keane,¹⁹ A. Kechechyan,¹⁸ Z. H. Khan,⁸ D. P. Kikola,⁴⁸ I. Kisel,¹² A. Kisel,⁴⁸ D. D. Koetke,⁴⁶ T. Kollegger,¹² L. K. Kosarzewski,⁴⁸ L. Kotchenda,²⁶ A. F. Kraishan,⁴⁰ P. Kravtsov,²⁶ K. Krueger,² I. Kulakov,¹² L. Kumar,³⁰ R. A. Kycia,²⁹ M. A. C. Lamont,³ J. M. Landgraf,³ K. D. Landry,⁶ J. Lauret,³ A. Lebedev,³ R. Lednicky,¹⁸ J. H. Lee,³ W. Li,³⁹ Y. Li,⁴⁴ C. Li,³⁷ Z. M. Li,⁷ X. Li,⁴⁰ X. Li,³ M. A. Lisa,²⁸ F. Liu,⁷ T. Ljubicic,³ W. J. Llope,⁴⁹ M. Lomnitz,¹⁹ R. S. Longacre,³ X. Luo,⁷ L. Ma,³⁹ R. Ma,³ Y. G. Ma,³⁹ G. L. Ma,³⁹ N. Magdy,⁵⁰ R. Majka,⁵¹ A. Manion,²³ S. Margetis,¹⁹ C. Markert,⁴² H. Masui,²³ H. S. Matis,²³ D. McDonald,⁴³ K. Meehan,⁵ N. G. Minaev,³² S. Mioduszewski,⁴¹ B. Mohanty,²⁷ M. M. Mondal,⁴¹ D. A. Morozov,³² M. K. Mustafa,²³ B. K. Nandi,¹⁴ Md. Nasim,⁶ T. K. Nayak,⁴⁷ G. Nigmatkulov,²⁶ L. V. Nogach,³² S. Y. Noh,²¹ J. Novak,²⁵ S. B. Nurushev,³² G. Odyniec,²³ A. Ogawa,³ K. Oh,³⁴ V. Okorokov,²⁶ D. L. Olivitt, Jr.,⁴⁰ B. S. Page,³ R. Pak,³ Y. X. Pan,⁶ Y. Pandit,⁸ Y. Panebratsev,¹⁸ B. Pawlik,²⁹ H. Pei,⁷ C. Perkins,⁴ A. Peterson,²⁸ P. Pile,³ M. Planinic,⁵² J. Pluta,⁴⁸ N. Poljak,⁵² K. Poniatowska,⁴⁸ J. Porter,²³ M. Posik,⁴⁰ A. M. Poskanzer,²³ N. K. Pruthi,³⁰ J. Putschke,⁴⁹ H. Qiu,²³ A. Quintero,¹⁹ S. Ramachandran,²⁰ S. Raniwala,³⁵ R. Raniwala,³⁵ R. L. Ray,⁴² H. G. Ritter,²³ J. B. Roberts,³⁶ O. V. Rogachevskiy,¹⁸ J. L. Romero,⁵ A. Roy,⁴⁷ L. Ruan,³ J. Rusnak,¹¹ O. Rusnakova,¹⁰ N. R. Sahoo,⁴¹ P. K. Sahu,¹³ I. Sakrejda,²³ S. Salur,²³ J. Sandweiss,⁵¹ A. Sarkar,¹⁴ J. Schambach,⁴² R. P. Scharenberg,³³ A. M. Schmah,²³ W. B. Schmidke,³ N. Schmitz,²⁴ J. Seger,⁹ P. Seyboth,²⁴ N. Shah,⁶ E. Shaliev,¹⁸ P. V. Shanmuganathan,¹⁹ M. Shao,³⁷ B. Sharma,³⁰ M. K. Sharma,¹⁷ W. Q. Shen,³⁹ S. S. Shi,⁷ Q. Y. Shou,³⁹ E. P. Sichtermann,²³ R. Sikora,¹ M. Simko,¹¹ M. J. Skoby,¹⁵ D. Smirnov,³ N. Smirnov,⁵¹ L. Song,⁴³ P. Sorensen,³ H. M. Spinka,² B. Srivastava,³³ T. D. S. Stanislaus,⁴⁶ M. Stepanov,³³ R. Stock,¹² M. Strikhanov,²⁶ B. Stringfellow,³³ M. Sumbera,¹¹ B. J. Summa,³¹ X. Sun,²³ X. M. Sun,⁷ Z. Sun,²² Y. Sun,³⁷ B. Surrow,⁴⁰ D. N. Svirida,¹⁶ M. A. Szelezniak,²³ Z. Tang,³⁷ A. H. Tang,³ T. Tarnowsky,²⁵ A. N. Tawfik,⁵⁰ J. H. Thomas,²³ A. R. Timmins,⁴³ D. Tlusty,¹¹ M. Tokarev,¹⁸ S. Trentalange,⁶ R. E. Tribble,⁴¹ P. Tribedy,⁴⁷ S. K. Tripathy,¹³ B. A. Trzeciak,¹⁰ O. D. Tsai,⁶ T. Ullrich,³ D. G. Underwood,² I. Upsal,²⁸ G. Van Buren,³ G. van Nieuwenhuizen,³ M. Vandenbroucke,⁴⁰ R. Varma,¹⁴ A. N. Vasiliev,³² R. Vertesi,¹¹ F. Videbaek,³ Y. P. Viyogi,⁴⁷ S. Vokal,¹⁸ S. A. Voloshin,⁴⁹ A. Vossen,¹⁵ F. Wang,³³ Y. Wang,⁴⁴ H. Wang,³ J. S. Wang,²² Y. Wang,⁷ G. Wang,⁶ G. Webb,³ J. C. Webb,³ L. Wen,⁶ G. D. Westfall,²⁵ H. Wieman,²³ S. W. Wissink,¹⁵ R. Witt,⁴⁵ Y. F. Wu,⁷ Z. Xiao,⁴⁴ W. Xie,³³ K. Xin,³⁶ Y. F. Xu,³⁹ N. Xu,²³ Z. Xu,³ Q. H. Xu,³⁸ H. Xu,²² Y. Yang,⁷ Y. Yang,²² C. Yang,³⁷ S. Yang,³⁷ Q. Yang,³⁷ Z. Ye,⁸ P. Yepes,³⁶ L. Yi,³³ K. Yip,³ I.-K. Yoo,³⁴ N. Yu,⁷ H. Zbroszczyk,⁴⁸ W. Zha,³⁷ X. P. Zhang,⁴⁴ J. B. Zhang,⁷ J. Zhang,²² Z. Zhang,³⁹ S. Zhang,³⁹ Y. Zhang,³⁷ J. L. Zhang,³⁸ F. Zhao,⁶ J. Zhao,⁷ C. Zhong,³⁹ L. Zhou,³⁷ X. Zhu,⁴⁴ Y. Zoukarnieva,¹⁸ and M. Zyzak¹²

(STAR Collaboration)

¹AGH University of Science and Technology, Cracow 30-059, Poland

²Argonne National Laboratory, Argonne, Illinois 60439, USA

³Brookhaven National Laboratory, Upton, New York 11973, USA

⁴University of California, Berkeley, California 94720, USA

⁵University of California, Davis, California 95616, USA

⁶University of California, Los Angeles, California 90095, USA

- ⁷Central China Normal University (HZNU), Wuhan 430079, China
⁸University of Illinois at Chicago, Chicago, Illinois 60607, USA
⁹Creighton University, Omaha, Nebraska 68178, USA
¹⁰Czech Technical University in Prague, FNSPE, Prague, 115 19, Czech Republic
¹¹Nuclear Physics Institute AS CR, 250 68 Řež/Prague, Czech Republic
¹²Frankfurt Institute for Advanced Studies FIAS, Frankfurt 60438, Germany
¹³Institute of Physics, Bhubaneswar 751005, India
¹⁴Indian Institute of Technology, Mumbai 400076, India
¹⁵Indiana University, Bloomington, Indiana 47408, USA
¹⁶Alikhanov Institute for Theoretical and Experimental Physics, Moscow 117218, Russia
¹⁷University of Jammu, Jammu 180001, India
¹⁸Joint Institute for Nuclear Research, Dubna 141 980, Russia
¹⁹Kent State University, Kent, Ohio 44242, USA
²⁰University of Kentucky, Lexington, Kentucky, 40506-0055, USA
²¹Korea Institute of Science and Technology Information, Daejeon 305-701, Korea
²²Institute of Modern Physics, Lanzhou 730000, China
²³Lawrence Berkeley National Laboratory, Berkeley, California 94720, USA
²⁴Max-Planck-Institut für Physik, Munich 80805, Germany
²⁵Michigan State University, East Lansing, Michigan 48824, USA
²⁶Moscow Engineering Physics Institute, Moscow 115409, Russia
²⁷National Institute of Science Education and Research, Bhubaneswar 751005, India
²⁸Ohio State University, Columbus, Ohio 43210, USA
²⁹Institute of Nuclear Physics PAN, Cracow 31-342, Poland
³⁰Panjab University, Chandigarh 160014, India
³¹Pennsylvania State University, University Park, Pennsylvania 16802, USA
³²Institute of High Energy Physics, Protvino 142281, Russia
³³Purdue University, West Lafayette, Indiana 47907, USA
³⁴Pusan National University, Pusan 609735, Republic of Korea
³⁵University of Rajasthan, Jaipur 302004, India
³⁶Rice University, Houston, Texas 77251, USA
³⁷University of Science and Technology of China, Hefei 230026, China
³⁸Shandong University, Jinan, Shandong 250100, China
³⁹Shanghai Institute of Applied Physics, Shanghai 201800, China
⁴⁰Temple University, Philadelphia, Pennsylvania 19122, USA
⁴¹Texas A&M University, College Station, Texas 77843, USA
⁴²University of Texas, Austin, Texas 78712, USA
⁴³University of Houston, Houston, Texas 77204, USA
⁴⁴Tsinghua University, Beijing 100084, China
⁴⁵United States Naval Academy, Annapolis, Maryland 21402, USA
⁴⁶Valparaiso University, Valparaiso, Indiana 46383, USA
⁴⁷Variable Energy Cyclotron Centre, Kolkata 700064, India
⁴⁸Warsaw University of Technology, Warsaw 00-661, Poland
⁴⁹Wayne State University, Detroit, Michigan 48201, USA
⁵⁰World Laboratory for Cosmology and Particle Physics (WLCAPP), Cairo 11571, Egypt
⁵¹Yale University, New Haven, Connecticut 06520, USA
⁵²University of Zagreb, Zagreb HR-10002, Croatia

(Received 28 May 2015; revised manuscript received 14 October 2015; published 24 November 2015)

Collisions between prolate uranium nuclei are used to study how particle production and azimuthal anisotropies depend on initial geometry in heavy-ion collisions. We report the two- and four-particle cumulants, $v_2\{2\}$ and $v_2\{4\}$, for charged hadrons from U + U collisions at $\sqrt{s_{NN}} = 193$ GeV and Au + Au collisions at $\sqrt{s_{NN}} = 200$ GeV. Nearly fully overlapping collisions are selected based on the energy deposited by spectators in zero degree calorimeters (ZDCs). Within this sample, the observed dependence of $v_2\{2\}$ on multiplicity demonstrates that ZDC information combined with multiplicity can preferentially select different overlap configurations in U + U collisions. We also show that v_2 vs multiplicity can be better described by models, such as gluon saturation or quark participant models, that eliminate the dependence of the multiplicity on the number of binary nucleon-nucleon collisions.

Collisions of nuclei at the Relativistic Heavy-Ion Collider (RHIC) and the Large Hadron Collider (LHC) create a fireball hot and dense enough to form a quark gluon plasma (QGP) [1]. Anisotropies in the final momentum space distributions can be traced back to spatial anisotropies in the initial state and are used to understand the nature of the fireball [2,3]. These anisotropies are studied using harmonics of the distribution of the azimuthal angle ϕ separation between pairs of particles [4–6]. The inference of the properties of the fireball from these measurements is limited however by uncertainties in the description of the initial state [7]. Collisions between uranium nuclei, which have an intrinsic prolate shape [8], provide a way to manipulate this initial geometry to test our understanding of the initial state of heavy-ion collisions and the subsequent fireball [9].

Even in nearly fully overlapping collisions of U nuclei (impact parameter $b \approx 0$ fm), the initial matter distribution can exhibit very different shapes. In one extreme, the major axes of both colliding nuclei could lie parallel to the beam so that the tip of one nucleus impinges on the tip of the other (tip-tip). Another extreme occurs if the major axes of the nuclei are parallel to each other but perpendicular to the beam so that they collide side-on-side or body-body. There are two principal differences in these two configurations—tip-tip collisions have a larger number of binary nucleon-nucleon collisions N_{bin} while body-body collisions have a smaller N_{bin} but a more elliptic overlap region (larger eccentricity ϵ_2). The larger N_{bin} in the tip-tip configuration is expected to lead to a larger multiplicity of produced particles [10,11] while the more elliptic shape of the body-body collisions is expected to lead to a larger second harmonic anisotropy v_2 . The dependence of v_2 on multiplicity in nearly fully overlapping U + U collisions therefore tests our understanding of particle production and the development of v_2 . An anticorrelation between v_2 and multiplicity in these collisions will also demonstrate that multiplicity can be used to select enhanced samples of body-body or tip-tip configurations. Those samples can then be used to study other topics like the path-length dependence of jet quenching [9], or the extent to which three-particle charge-dependent correlations [12,13] can be attributed to local parity violation [14] or background effects [15]. We also investigate two models that do not include any explicit dependence on N_{bin} : one based on gluon saturation [16,17] and the other based on the number of participating constituent quarks [18,19].

In this Letter, we report measurements of the two- and four-particle cumulant of v_2 ($v_2\{2\}$ and $v_2\{4\}$) in $^{197}\text{Au} + ^{197}\text{Au}$ and $^{238}\text{U} + ^{238}\text{U}$ collisions at $\sqrt{s_{\text{NN}}} = 200$ and 193 GeV, respectively. Both minimum bias and nearly fully overlapping events where most of the nucleons participate in the collision are studied. The data sets were collected by the STAR Collaboration [20] in 2011 and 2012. The U + U data consist of approximately 307 million

events including 7 million specially triggered central events. Charged particles within pseudorapidity window $|\eta| < 1$ were detected using the STAR time projection chamber (TPC) [21]. We select tracks within the transverse momentum range $0.2 < p_T < 2.0$ GeV/c. The STAR zero degree calorimeters (ZDCs) [22] were used to select the sample of nearly fully overlapping events, those having large multiplicity but little activity in the ZDCs. The ZDC resolution was determined to be $23 \pm 2\%$ from the observation of the single neutron peak in the ADC signal. The ZDC selection requires ZDCs on both sides of the detector to have a signal smaller than the specified cut. The tracking efficiency is corrected via embedding and weights in η and ϕ derived from the inverse of the distribution of tracks observed over many events. This method allows us to correct our $v_2\{2, 4\}$ measurements for imperfections in the tracking efficiency. $v_2\{4\}$ was calculated using the Q -cumulant method [23] while $v_2\{2\}$ was calculated directly from particle pairs $\langle \cos 2(\phi_1 - \phi_2) \rangle$. To reduce the contribution from Hanbury Brown and Twiss, Coulomb and track-merging effects, a minimum η separation of $|\Delta\eta| > 0.1$ is required for $v_2\{2\}$. Measurement uncertainties were estimated by varying event and track selection criteria, varying efficiency estimates, and by comparing data from different run periods. These uncertainties are quite small, less than 0.1% absolute variation on $v_2\{2, 4\}$.

Figure 1 shows the two- and four-particle cumulant $v_2\{2\}$ and $v_2\{4\}$ from minimum bias 200 GeV Au + Au and 193 GeV U + U collisions as a function of efficiency corrected charged particle multiplicity $dN_{\text{ch}}/d\eta$. We find that the relationship between $dN_{\text{ch}}/d\eta$ and centrality fraction can be parameterized as $(dN_{\text{ch}}/d\eta)^{1/4} = c_1 - c_2x + c_3 \exp(-c_4x^{c_5})$ with $c_1 = 5.3473$, $c_2 = 4.298$,

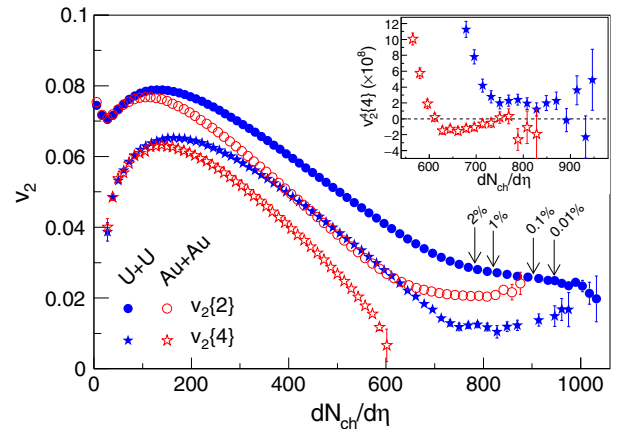


FIG. 1 (color online). The two- and four-particle cumulant $v_2\{2\}$ and $v_2\{4\}$ within $|\eta| < 1$ vs $dN_{\text{ch}}/d\eta$ from 200 GeV Au + Au and 193 GeV U + U collisions. Dashed lines show U + U centralities based on $dN_{\text{ch}}/d\eta$ measured in $|\eta| < 0.5$. $v_2^4\{4\}$ (the experimentally observed quantity) is shown in the inset without taking the fourth root in the range where it is near zero or negative.

$c_3 = 0.2959$, $c_4 = 18.21$, and $c_5 = 0.4541$ for U + U and $c_1 = 5.0670$, $c_2 = 3.923$, $c_3 = 0.2310$, $c_4 = 18.37$, and $c_5 = 0.4842$ for Au + Au. Multiplicity trends for $v_2\{2\}$ and $v_2\{4\}$ in U + U collisions are mostly similar to those observed in Au + Au collisions. A notable difference however is seen in the $v_2\{4\}$ measurements in central U + U collisions. Whereas $v_2^4\{4\}$ (shown in the inset) is negative for central Au + Au collisions, it is positive for U + U collisions. Previous studies showed that fluctuations in the number of participating nucleons cause $v_2^4\{4\}$ in central Au + Au collisions to become negative [24]. The observation of $v_2^4\{4\} > 0$ in the most central U + U collisions indicates that the prolate shape of uranium increases the anisotropy in the final momentum space distributions of the observed particles.

Glauber-based models have typically used a two-component model $[(1 - x_{\text{hard}})N_{\text{part}}/2 + x_{\text{hard}}N_{\text{bin}}]$ for the multiplicity, where N_{part} is the number of struck nucleons, N_{bin} is the number of binary nucleon-nucleon collisions, and x_{hard} is a fractional contribution of N_{bin} to the multiplicity [10,11]. The multiplicity is then assumed to fluctuate according to a convolution of negative binomial distributions (NBD) with parameters n and k related to the mean and width measured from $p + p$ collisions at the same energy and in the same $|\eta|$ window [25]. We will refer to this model as ‘‘Glauber- x_{hard} .’’ Since the number of hard scatterings is known to scale with N_{bin} , x_{hard} is often thought of as reflecting the contribution of hard processes to the multiplicity. It can also be thought of as a coherence parameter with $x_{\text{hard}} = 1$ giving the maximum incoherence as multiplicity entirely arises from independent binary nucleon-nucleon collisions. The Glauber- x_{hard} model indicates that v_2 in U + U collisions should begin to decrease markedly for events with multiplicities in the top 1% [13] forming a knee structure where tip-tip collisions with larger N_{bin} and smaller eccentricity begin to dominate. Vertical dashed lines in the figure indicate the 1%, 0.1%, and 0.01% highest multiplicity U + U collisions. No knee structure is observed suggesting the Glauber- x_{hard} model may not be the correct description. Adding more multiplicity fluctuations causes the knee structure to disappear [26], but this will also significantly increase the average ϵ_2 in central collisions.

To explore the dependence of v_2 on the initial eccentricity ϵ_2 , we plot v_2/ϵ_2 vs $dN_{\text{ch}}/d\eta$. It was found previously that v_2/ϵ_2 monotonically increases with increasing $dN_{\text{ch}}/d\eta$ and depending on the model for the initial eccentricity may, or may not saturate in the most central collisions [24]. Figure 2 shows $v_2\{2\}/\epsilon_2\{2\}$ and $v_2\{4\}/\epsilon_2\{4\}$ from Au + Au and U + U collisions. $\epsilon_2\{2\}$ and $\epsilon_2\{4\}$ are the second and fourth cumulants of the participant eccentricity distributions calculated from the Glauber- x_{hard} model [27–29]. Both U + U and Au + Au follow a similar trend for v_2/ϵ_2 . However, a turnover is observed in central collisions ($dN_{\text{ch}}/d\eta > 500$). This has

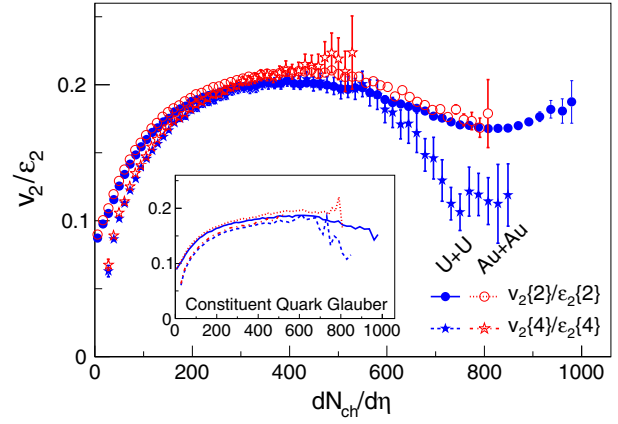


FIG. 2 (color online). v_2 scaled by participant eccentricity from 200 GeV Au + Au and 193 GeV U + U collisions. The eccentricity distributions are calculated in a Monte Carlo Glauber model [27–30]. Both U + U and Au + Au follow a similar trend for v_2/ϵ_2 and a turnover is observed in central collisions. The inset shows the same quantity but with the eccentricity calculated in a constituent quark Glauber model [18,19] with the Woods-Saxon parameters proposed in Ref. [30].

not been observed previously since measurements have typically been integrated over 5% most central [24]. The turnover is consistent with the model overestimating ϵ_2 in central collisions. Increasing the multiplicity fluctuations as in Ref. [26] will only increase the eccentricity in central collisions suggesting that a different explanation may be required to explain both the turnover of v_2/ϵ_2 and the lack of a knee structure in v_2 vs $dN_{\text{ch}}/d\eta$. Using a new set of Woods-Saxon parameters derived in Ref. [30] with a smaller diffuseness and smaller deformation parameter β_2 in combination with the same Glauber model, reduces the downturn in central U + U collisions somewhat but introduces a mismatch between the U + U and Au + Au curves with the Au + Au curves higher while $v_2\{4\}/\epsilon_2\{4\}$ for U + U still exhibits a downturn (not shown). In the inset of the figure, we show the result for a new Glauber calculation using constituent quarks as participants [18,19] and the new set of parameters [30]. This estimate for ϵ_2 leads to a seemingly more natural behavior for v_2/ϵ_2 with the drop in the highest multiplicity collisions almost entirely gone. The model will be investigated and discussed further below.

The trends of v_2 vs $dN_{\text{ch}}/d\eta$ are mostly dominated by the elliptic shape of the overlap region in collisions with a nonzero impact parameter. To study body-body or tip-tip collisions, we investigate nearly fully overlapping collisions with minimal activity in the ZDCs. If body-body collisions produce smaller multiplicities than tip-tip collisions, we expect to see a negative slope in v_2 vs multiplicity for these collisions. A negative slope, however, can also come from contamination from larger impact parameter collisions. To assess their contribution, we use collisions of more spherical Au nuclei as a control sample. Figure 3

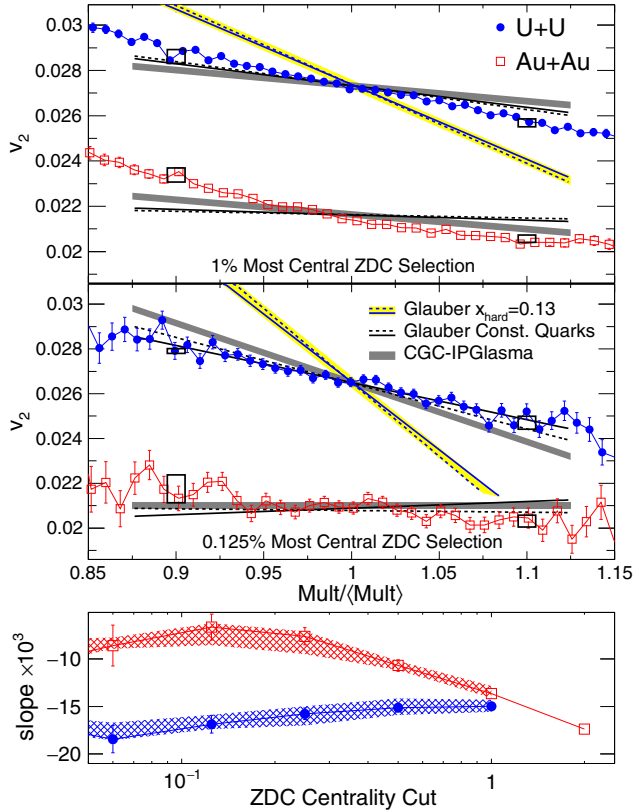


FIG. 3 (color online). Top panels: charged particle $v_2\{2\}$ vs normalized multiplicity within $|\eta| < 1.0$. The upper panel is for the top 1% most central events based on the smallness of the ZDC signal, while the middle panel is for the top 0.125%. Small boxes indicate the possible range of variation of v_2 from uncertainties in the efficiency corrections on the x axis. Model comparisons are described in the text. Bottom panel: The slopes as a function of increasingly tighter ZDC centrality selections. The systematic uncertainties are shown as bands.

shows the elliptic flow $v_2\{2\}$ of all charged particles as a function of the normalized multiplicity ($\text{Mult}/\langle\text{Mult}\rangle$) for two different systems. We increase the acceptance to $|\eta| < 1.0$ to reduce multiplicity fluctuations. The upper panel shows the results for the 1% most central events based on the smallest signal seen in the ZDCs. Both Au + Au and U + U show a negative slope, which indicates the effect of the impact parameter is still prominent (otherwise, we expect the Au + Au slope to be nearly flat or even positive). The middle panel of Fig. 3 shows the 0.125% most central events. The negative slope for Au + Au collisions is smaller in magnitude, indicating the effects from noncentral collisions are reduced and the variation in multiplicity in Au + Au collisions is mainly driven by fluctuations. The bottom panel of Fig. 3 shows how the slopes extracted from v_2 vs normalized multiplicity evolve with successively tighter ZDC sections. While the slope for Au + Au collisions becomes less negative, the slope for U + U collisions becomes steeper as the centrality selection is tightened. This demonstrates that the variation of

multiplicity in the 0.125% U + U collisions is dominated by the different geometries made possible by the prolate shape of the uranium nucleus and that tip-tip collisions produce more multiplicity than body-body collisions. Systematic uncertainties shown as bands on the slope were estimated by varying the fit range and efficiency corrections. Other sources of systematic error are smaller and subdominant compared to the variation due to the range of efficiencies used in the error analysis. Due to large statistical errors, no conclusions could be drawn from studies of $v_2\{4\}$ vs multiplicity in these events. We also measured $v_3\{2\}$ in central collisions and found that $v_3\{2\}$ in the 0.125% most central collisions are $(1.410 \pm 0.006) \times 10^{-2}$ for U + U and $(1.380 \pm 0.008) \times 10^{-2}$ in Au + Au collisions (statistical errors only). The slope of v_3 vs multiplicity was small and negative in both systems at about -0.005 ± 0.002 .

The U + U data in the top panels of Fig. 3 are compared to the Glauber- x_{hard} model (assuming $v_2 = \varepsilon_2\langle v_2 \rangle / \langle \varepsilon_2 \rangle$). The ZDC response was modeled by calculating the number of spectator neutrons from the Glauber model (accounting for the charge to mass ratio of the nucleus) and folding each neutron with the known ZDC resolution for a single neutron. The Glauber- x_{hard} model significantly overpredicts the observed slope for U + U. This indicates that the variation in multiplicity between tip-tip collisions and body-body collisions is smaller than anticipated if multiplicity has a significant contribution proportional to N_{bin} . Given this failure, we investigate two alternatives with no explicit N_{bin} dependence: a constituent-quark Glauber model (Glauber-CQ) [18,19] and the IP-Glasma model [17] based on gluon saturation [16]. The Glauber-CQ model neglects N_{bin} and counts the number of participating constituent quarks N_{CQ} with each nucleon being treated as three constituent quarks distributed according to $\rho = \rho_0 \exp(-ar)$ with $a = 4.27 \text{ fm}^{-1}$ [19]. This model with $\sigma_{qq} = 9.36 \text{ mb}$ provides a good description of transverse energy and multiplicity distributions at RHIC [19] and a better description of v_2 fluctuations than a nucleon based Glauber model [24]. In our simulation, for each N_{CQ} , we sample an NBD with parameters tuned to match the distributions from $p + p$ [25] and Au + Au at 200 GeV ($n = 0.76$, and $k = 0.34$ for $|\eta| < 0.5$ and $n = 2.9$ and $k = 0.86$ for $|\eta| < 1$). For both Glauber models, we use two sets of parameters for the nuclear geometry, one corresponding to the more commonly used values [29] (dashed lines) and the new parameters proposed in Ref. [30] (solid lines). The effect of the different parameter sets is small. The IP-Glasma and Glauber-CQ model are also compared to the Au + Au data (Glauber- x_{hard} is left off for clarity) but because of significant uncertainty in the actual shape of a Au nucleus, it is difficult to draw conclusions from this comparison.

In U + U collisions, both the IP-Glasma model and the Glauber-CQ model predict slopes closer to the data. In the

Glauber-CQ model, even though there is no dependence on N_{bin} , the average number of quarks struck in a nucleon ($N_{\text{CQ}}/N_{\text{part}}$) is larger in tip-tip than in body-body collisions so that tip-tip collisions create more multiplicity. This leads to a strong anticorrelation between $N_{\text{CQ}}/N_{\text{part}}$ and ε_2 , which in turn translates into a negative slope in v_2 vs multiplicity. The IP-Glasma model exhibits similar behavior. In gluon saturation models like the IP-Glasma model, the multiplicity depends on $Q_s^2 S_{\perp}/\alpha_S(Q_s^2)$ [17], where Q_s^2 (the saturation scale) is determined by the thickness of the nucleus along the beam axis, S_{\perp} is the transverse size of the overlap region, and α_S is the strong coupling constant. For tip-tip collisions, the increase in Q_s^2 in the numerator will be balanced by a decrease of S_{\perp} . In the denominator, however, α_S decreases logarithmically with Q_s^2 leading to an increased multiplicity in tip-tip collisions compared to body-body collisions.

The slope of v_2 vs multiplicity provides a detailed probe of the multiplicity production mechanism and the degree of coherence in nuclear collisions. We find that accounting for the observed slope seems to require models that include effects from subnucleonic structure and significantly more coherence than is expected from the Glauber- x_{hard} model. Previous studies questioned the relevance of N_{bin} because of the apparent lack of an energy dependence to x_{hard} and because the Glauber-CQ model also provides a good description of multiplicity data. This study however, provides direct evidence contradicting the Glauber- x_{hard} model.

In summary, we measured $v_2\{2\}$ and $v_2\{4\}$ for minimum bias, and nearly fully overlapping Au + Au and U + U collisions at $\sqrt{s_{NN}} = 200$ and 193 GeV, respectively. The knee structure in high multiplicity U + U collisions predicted by a Glauber model with a two component multiplicity model with a dependence on N_{bin} is not observed in v_2 vs $dN_{\text{ch}}/d\eta$. Also, v_2 scaled by ε_2 from this model is found to saturate and then decrease for the most central U + U collisions. These findings indicate a weakness in the two-component multiplicity calculation that is commonly used as part of Glauber models in heavy-ion collisions. We also used the STAR ZDCs to select nearly fully overlapping collisions and showed that for a stringent 0.125% ZDC selection criterion, the variation of v_2 with multiplicity in U + U collisions is dominated by the different geometries arising from the prolate shape of the uranium nucleus. This demonstrates that ZDCs and multiplicity can be used to select tip-tip or body-body enriched event samples. The variation of v_2 with multiplicity in nearly fully overlapping collisions was shown to again disfavor the Glauber model including a fractional contribution of N_{bin} to multiplicity. Models with no explicit N_{bin} dependence such as a gluon saturation based model (IP-Glasma) or a constituent quark Glauber model agree better with the data. In addition to revealing fundamental information about the nature of particle

production in heavy-ion collisions, the findings in this Letter lay the groundwork for more extensive studies of the effect of the initial geometry on other observables in nearly fully overlapping collisions.

We thank the RHIC Operations Group and RCF at BNL, the NERSC Center at LBNL, the KISTI Center in Korea, and the Open Science Grid consortium for providing resources and support. This work was supported in part by the Office of Nuclear Physics within the U.S. DOE Office of Science, the U.S. NSF, the Ministry of Education and Science of the Russian Federation, NNSFC, CAS, MoST and MoE of China, the Korean Research Foundation, GA and MSMT of the Czech Republic, FIAS of Germany, DAE, DST, and UGC of India, the National Science Centre of Poland, National Research Foundation, the Ministry of Science, Education and Sports of the Republic of Croatia, and RosAtom of Russia.

-
- [1] M. Gyulassy and L. McLerran, *Nucl. Phys.* **A750**, 30 (2005).
 - [2] A. P. Mishra, R. K. Mohapatra, P. S. Saumia, and A. M. Srivastava, *Phys. Rev. C* **77**, 064902 (2008).
 - [3] P. Sorensen, *J. Phys. G* **37**, 094011 (2010); P. Sorensen, B. Bolliet, A. Mocsy, Y. Pandit, and N. Pruthi, *Phys. Lett. B* **705**, 71 (2011).
 - [4] J.-Y. Ollitrault, *Phys. Rev. D* **46**, 229 (1992).
 - [5] K. H. Ackermann *et al.* (STAR Collaboration), *Phys. Rev. Lett.* **86**, 402 (2001); J. Adams *et al.* (STAR Collaboration), *Phys. Rev. Lett.* **92**, 052302 (2004); B. I. Abelev *et al.* (STAR Collaboration), *Phys. Rev. C* **77**, 054901 (2008).
 - [6] J. Adams *et al.* (STAR Collaboration), *Nucl. Phys.* **A757**, 102 (2005); K. Adcox *et al.* (PHENIX Collaboration), *Nucl. Phys.* **A757**, 184 (2005); B. B. Back *et al.*, *Nucl. Phys.* **A757**, 28 (2005); I. Arsene *et al.* (BRAHMS Collaboration), *Nucl. Phys.* **A757**, 1 (2005).
 - [7] T. Hirano, U. W. Heinz, D. Kharzeev, R. Lacey, and Y. Nara, *Phys. Lett. B* **636**, 299 (2006).
 - [8] S. Raman, C. W. G. Nestor, Jr., and P. Tikkannen, *At. Data Nucl. Data Tables* **78**, 1 (2001).
 - [9] U. Heinz and A. Kuhlman, *Phys. Rev. Lett.* **94**, 132301 (2005); A. Kuhlman and U. Heinz, *Phys. Rev. C* **72**, 037901 (2005); A. Kuhlman, U. W. Heinz, and Y. V. Kovchegov, *Phys. Lett. B* **638**, 171 (2006); C. Nepali, G. Fai, and D. Keane, *Phys. Rev. C* **73**, 034911 (2006).
 - [10] D. Kharzeev and M. Nardi, *Phys. Lett. B* **507**, 121 (2001).
 - [11] M. L. Miller, K. Reygers, S. J. Sanders, and P. Steinberg, *Annu. Rev. Nucl. Part. Sci.* **57**, 205 (2007).
 - [12] B. I. Abelev *et al.* (STAR Collaboration), *Phys. Rev. Lett.* **103**, 251601 (2009).
 - [13] S. A. Voloshin, *Phys. Rev. Lett.* **105**, 172301 (2010).
 - [14] D. Kharzeev, *Phys. Lett. B* **633**, 260 (2006).
 - [15] S. Schlichting and S. Pratt, *Phys. Rev. C* **83**, 014913 (2011).
 - [16] L. D. McLerran and R. Venugopalan, *Phys. Rev. D* **49**, 2233 (1994); L. D. McLerran and R. Venugopalan, *Phys. Rev. D* **49**, 3352 (1994).

- [17] B. Schenke, P. Tribedy, and R. Venugopalan, *Phys. Rev. C* **86**, 034908 (2012); B. Schenke, P. Tribedy, and R. Venugopalan, *Phys. Rev. C* **89**, 064908 (2014).
- [18] S. Eremín and S. Voloshin, *Phys. Rev. C* **67**, 064905 (2003).
- [19] S. S. Adler *et al.* (PHENIX Collaboration), *Phys. Rev. C* **89**, 044905 (2014); A. Adare *et al.*, arXiv:1509.06727.
- [20] K. H. Ackermann *et al.* (STAR Collaboration), *Nucl. Instrum. Methods Phys. Res., Sect. A* **499**, 624 (2003).
- [21] M. Anderson *et al.*, *Nucl. Instrum. Methods Phys. Res., Sect. A* **499**, 659 (2003).
- [22] F. S. Bieser *et al.*, *Nucl. Instrum. Methods Phys. Res., Sect. A* **499**, 766 (2003).
- [23] A. Bilandzic, R. Snellings, and S. Voloshin, *Phys. Rev. C* **83**, 044913 (2011); A. Bilandzic, C. H. Christensen, K. Gulbrandsen, A. Hansen, and Y. Zhou, *Phys. Rev. C* **89**, 064904 (2014).
- [24] G. Agakishiev *et al.* (STAR Collaboration), *Phys. Rev. C* **86**, 014904 (2012).
- [25] R. E. Ansorge *et al.* (UA5 Collaboration), *Z. Phys. C* **43**, 357 (1989).
- [26] M. Rybczynski, W. Broniowski, and G. Stefanek, *Phys. Rev. C* **87**, 044908 (2013).
- [27] R. S. Bhalerao and J.-Y. Ollitrault, *Phys. Lett. B* **641**, 260 (2006).
- [28] W. Broniowski, P. Bozek, and M. Rybczynski, *Phys. Rev. C* **76**, 054905 (2007).
- [29] H. Masui, B. Mohanty, and N. Xu, *Phys. Lett. B* **679**, 440 (2009).
- [30] Q. Y. Shou, Y. G. Ma, P. Sorensen, A. H. Tang, F. Videdaek, and H. Wang, *Phys. Lett. B* **749**, 215 (2015).