

Quasiperpendicular High Mach Number Shocks

A. H. Sulaiman,^{1,*} A. Masters,¹ M. K. Dougherty,¹ D. Burgess,² M. Fujimoto,³ and G. B. Hospodarsky⁴

¹*Space and Atmospheric Physics, Blackett Laboratory, Imperial College London, London SW7 2AZ, United Kingdom*

²*Astronomy Unit, Queen Mary University of London, London E1 4NS, United Kingdom*

³*Institute of Space and Astronomical Science, Japan Aerospace Exploration Agency,
3-1-1 Yoshinodai, Chuo-ku, Sagami-hara, Kanagawa 252-5210, Japan*

⁴*Department of Physics and Astronomy, University of Iowa, Iowa City, Iowa 52242, USA*

(Received 12 February 2015; published 16 September 2015)

Shock waves exist throughout the Universe and are fundamental to understanding the nature of collisionless plasmas. Reformation is a process, driven by microphysics, which typically occurs at high Mach number supercritical shocks. While ongoing studies have investigated this process extensively both theoretically and via simulations, their observations remain few and far between. In this Letter we present a study of very high Mach number shocks in a parameter space that has been poorly explored and we identify reformation using *in situ* magnetic field observations from the Cassini spacecraft at 10 AU. This has given us an insight into quasiperpendicular shocks across 2 orders of magnitude in Alfvén Mach number (M_A) which could potentially bridge the gap between modest terrestrial shocks and more exotic astrophysical shocks. For the first time, we show evidence for cyclic reformation controlled by specular ion reflection occurring at the predicted time scale of $\sim 0.3\tau_c$, where τ_c is the ion gyroperiod. In addition, we experimentally reveal the relationship between reformation and M_A and focus on the magnetic structure of such shocks to further show that for the same M_A , a reforming shock exhibits stronger magnetic field amplification than a shock that is not reforming.

DOI: 10.1103/PhysRevLett.115.125001

PACS numbers: 94.05.-a, 95.85.Sz, 96.30.Mh, 96.50.Fm

Background.—The solar wind flow is both supersonic and super Alfvénic, so that as it interacts with a magnetized planet such as Saturn, a bow shock wave forms in the flow upstream of the magnetosphere. The planetary bow shocks, from Mercury to Uranus provide a unique resource in terms of parameter range for understanding shocks in other astrophysical systems. At the bow shock, the flow is slowed and heated, and the density and magnetic field increase, with conservation of mass, momentum, and energy giving a set of jump conditions that locally relate the flow parameters upstream and downstream of the shock. The solar wind is essentially collisionless, with a collisional mean free path orders of magnitude greater than the width of the shock transition layer. Therefore, the transition is attained by coupling between the electric and magnetic fields and the particles, involving both microinstabilities and particle trajectories in the macroscopic fields of the shock transition. The interactions depend in complex ways on the shock parameters such as the Mach number M , the ratio of the relative flow speed to a characteristic wave speed, the upstream plasma beta β , the ratio of thermal to magnetic pressures, and θ_{Bn} , the angle between the upstream magnetic field vector \mathbf{B} and the normal to the shock front $\hat{\mathbf{n}}$. Because of their conducting and magnetized nature, space plasmas can support several waves, such as noncompressional Alfvén waves and compressional sound and magnetosonic waves. Consequently, a shock may be characterized by different Mach numbers, such as the Alfvén Mach number M_A , the sonic Mach number M_s , and the fast magnetosonic Mach number M_f .

Within the framework of a fluid description where dissipation is provided by resistivity (or in the case of a collisionless plasma, by anomalous resistivity), shock solutions are possible up to a limiting Mach number, the critical Mach number M_c . The critical Mach number corresponds to when the flow speed immediately downstream equals the sound speed; i.e., the sonic Mach number of the downstream flow is unity ($M_{s,d} = 1$), and it is found that $1 \leq M_c \leq 2.76$, depending on the shock parameters [1]. For supercritical shocks ($M > M_c$), there is excess energy in the directed bulk flow that cannot be converted into thermal energy within the current-carrying transition layer in the time scale of the fluid element's crossing since the energy dissipation required by the jump conditions cannot be provided solely by resistive heating. Observations and simulations show that supercritical shocks compensate for the shortfall in dissipation by reflecting some fraction of the incoming ions back upstream [2]. At such high Mach number shocks, the structure becomes inherently dependent on the ion dynamics, and a fluid description is inadequate. Saturn's orbit is at a heliocentric distance of ~ 10 AU ($1 \text{ AU} = 1.5 \times 10^8 \text{ km}$), a region characterized by significantly higher Mach numbers normally not accessible in near-Earth space. The Cassini spacecraft therefore offers a unique opportunity to investigate the near-Saturn plasma conditions in addition to its principal objectives in planetary science.

A quasiperpendicular shock is defined as having an angle $\theta_{Bn} > 45^\circ$. Figure 1 illustrates *in situ* magnetic field signatures for a typical outbound (i.e., passing from

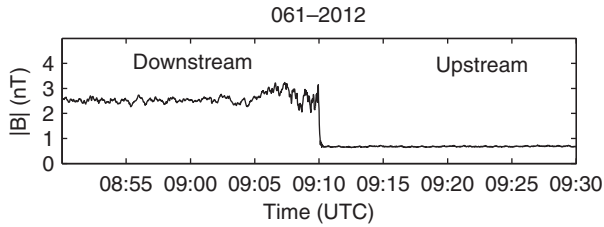


FIG. 1. Magnetic field plot of a Saturnian bow shock crossing. This is a typical example of a quasiperpendicular shock. Local Time (LT) is 1600, i.e., dusk flank. The plot heading format is “Day of Year (DOY)—Year (YYYY)”.

downstream to upstream) crossing of a quasiperpendicular shock for $\theta_{Bn} = 70^\circ$. The crossing is characterized by a sharp, local transition between both regimes in contrast to a quasiparallel shock ($\theta_{Bn} < 45^\circ$) where the transition layer extends from a foreshock region far upstream, excited by wave-particle interactions, to the downstream region [3,4]. The ramp of a quasiperpendicular shock is immediately preceded by a foot, which spans a distance comparable to the gyroradius of the reflected ions. The locality of the foot corresponds to the spatial restriction imposed on the specularly reflected ions by the orientation of the magnetic field being close to parallel to the shock front. These ions respond to the transverse convective electric field $-\mathbf{V} \times \mathbf{B}$ from which they gain sufficient energy during the course of their gyration around the magnetic field until they return to the shock and are eventually transmitted across [5].

Although ion reflection dominates heating at high Mach number shocks, in recent years, attention has focused on variability or nonstationarity in the shock structure at ion time scales. There are several proposed mechanisms, mostly based on simulations and theoretical considerations [6,7]. At sufficiently high Mach number and low upstream ion beta β_i , there is a quasiperiodic, cyclic reformation of the shock associated with over-reflection of ions [8–10]. This mechanism predicts a time scale for reformation of the order of the ion cyclotron period Ω_c^{-1} [11]. Nonstationarity has also been suggested to be the outcome of a gradient catastrophe of nonlinear upstream whistler, associated with Mach numbers greater than the (nonlinear) whistler critical Mach number beyond which an upstream whistler cannot phase stand in the upstream flow [12]. An alternative mechanism found in particle-in-cell (PIC) simulations is the quasiperiodic disruption of the ion foot due to the modified two-stream instability [13].

Shock reformation has primarily been studied using hybrid and PIC simulation, where a comprehensive picture of the time evolution of the shock structure is available. *In situ* spacecraft observations have neither been frequent [14] nor extensive enough to corroborate these studies. This is mainly due to most studies of shock crossings being near the Earth where the Mach numbers typically range from low to modest ($M_A = 2$ –8). While some observations have been reported at Earth’s bow shock [15], they remain open

to interpretation [16]. In this Letter, we present observations of very high Mach number shock reformation using data from the Cassini spacecraft’s fluxgate magnetometer (MAG) [17]. We construct a parameter space of Alfvén Mach number M_A that spans 2 orders of magnitude focusing particularly on the underexplored highest M_A regime. At such heliocentric distances the regularly azimuthal interplanetary magnetic field (IMF), makes a quasiperpendicular shock and this is the most probable configuration at any given encounter.

Method.—We analyze data chiefly from the magnetometer and use the plasma instruments, the Radio and Plasma Wave Science (RPWS) [18], and the Ion Mass Spectrometer (CAPS-IMS) [19], where available. The limited plasma data sets have not undermined in-depth studies of the physical properties of the bow shock and neighboring regions [20–22]. The magnetic field data are at 1 s time resolution.

We accumulated shock crossings spanning from 2007 to 2012 and calculate M_A from the equation below:

$$M_A \equiv \frac{u}{v_A} = \frac{\sqrt{P_{\text{dyn}}}}{B_u} \sqrt{\mu_0}, \quad (1)$$

where P_{dyn} is the upstream ram pressure ρu^2 and B_u is the upstream magnetic field strength. Given that the three-dimensional shape and size of Saturn’s bow shock are known [23], we are able to determine the subsolar distance R_{SN} of the shock from any point it is crossed. We are then able to work out P_{dyn} using the power law, $R_{\text{SN}} \propto P_{\text{dyn}}^{-1/5.4}$, which was derived from an empirical fit to many crossings. Embedded in this relationship are local density measurements and solar wind propagations. By obtaining P_{dyn} and measuring B_u for each crossing, we can then calculate M_A using Eq. (1). For this work, we have validated this method of obtaining M_A with ion densities and solar wind speeds (in the shock’s rest frame) from the plasma instruments where both are available and unambiguous. M_A is calculated using the local normal component of the flow velocity, where the local normal \hat{n} is obtained from a modeled shape of the shock surface [23]. This method has been shown to be substantially more accurate, using a single spacecraft, than the coplanarity theorem [24]. Table I lists all the relevant parameters.

Results and conclusion.—Figure 2(a)–(c) show three examples of quasiperpendicular crossings from upstream of the shock to downstream (right to left) using magnetic field data. These are three examples revealing the foot signatures, of enhanced magnetic field strength upstream, occurring at regular intervals suggestive of reformation cycles (with the frequency also present in the downstream magnetic field). These pulses are attributed to temporal variations of the reflected fraction of the incident solar wind. In addition, the overshoots of these crossings are enhanced relative to the upstream magnetic field by a

TABLE I. Reforming shock events.

Event	Time (YYYY-DOY-HHMM)	θ_{Bn}	$n_p^{a,c}$ (cm^{-3})	$V_n^{b,c}$ (km/s)	V_{shock} (km/s)	M_A^d	Upstream period/ τ_c	Upstream period/ Ω_c^{-1}
1	2007-071-0608	79	0.23	376	-3	27	0.21	1.31
2	2007-117-1911	88	0.27	489	-6	64	0.33	2.05
3	2007-117-2302	79	...	400	-9	47	0.31	1.94
4	2007-118-0114	61	0.28	401	-7	74	0.26	1.65
5	2007-152-1837	55	...	424	+55	41	0.28	1.73
6	2007-153-1505	85	26	0.37	2.34
7	2007-154-0800	80	0.05	374	-6	25	0.27	1.69
8	2007-155-0046	83	33	0.25	1.56
9	2007-265-2131	89	0.02	361	-13	25	0.17	1.07
10	2007-340-0445	77	...	433	-3	49	0.17	1.05
11	2007-341-1251	54	27	0.29	1.83
12	2007-360-2157	78	34	0.20	1.24
13	2007-361-1650	86	...	418	+12	51	0.11	0.69
14	2007-362-0459	90	...	410	-5	27	0.26	1.66
15	2008-046-0006	78	0.05	26	0.22	1.39
16	2008-096-2011	67	0.12	34	0.26	1.62
						Median	0.26	1.64
						STD	0.066	0.416

^aUnshocked proton density.^b $V_n \equiv \mathbf{V} \cdot \hat{\mathbf{n}}$ (shock rest frame).^cEntries with three center dots indicate where observations are unavailable or ambiguous.^dCalculated where both n_p and V_n measurements are available; otherwise derived from the shock model [23].

substantial factor far greater than the limit predicted by the Rankine-Hugoniot jump conditions, i.e., $B_{\text{max}}/B_u \gg 4$ [26]. This has been established to be a typical manifestation of high M_A shocks, underpinning the importance of kinetic over fluid processes, and has not yet been fully explained.

Naturally, with single spacecraft observations, we are presented with the challenge of distinguishing between spatial and temporal variability. Repeated shock crossings modulated by the variability in the upstream dynamic pressure (and/or from the downstream region, in this case the internal pressure of a planet's magnetosphere) do occur and some periodic signature is therefore manifested in the data. These, however, occur at periods that are irregular, markedly larger than those similar to Fig. 2, and a downstream "sheath" signature is typically present.

Upon calculating the M_A of all crossings, we have focused on the highest regime of $M_A \geq 25$ (above the 80th percentile) since this has been poorly explored from the observational point of view. Within this regime, we separate the crossings between those that show magnetic field signatures of reformation, given the size and clarity of their quasiperiodic pulses, and those that do not. The criterion is such that there are clear-cut "reformation cycles" from upstream to downstream of the main transition layer similar to those of Fig. 2. Moreover, for each event that exhibits the upstream features similar to Fig. 2, we have calculated the period of the cycles (average time between peaks of neighboring pulses) and find it to be within a narrow range of time scales at which a reformation

cycle is predicted to occur. These are shown in Fig. 2(d) as being in the range $\sim 0.2\text{--}0.3 \tau_c$ or $\sim 1.3\text{--}1.8 \Omega_c^{-1}$ (25th and 75th percentiles, respectively), where $\tau_c (= 2\pi\Omega_c^{-1})$ is the upstream and undisturbed ion gyroperiod.

Assuming motion in the upstream field, this range [see Fig. 2(d)] is consistent with the proton specular reflected turnaround time for the period of magnetic fluctuations [27]. The shock speeds, where possible, have been determined using a single-spacecraft technique by observing the time it takes for the foot to convect across the spacecraft [25,28]. The shock speeds are listed in Table I to show that they are comparable to those of Earth's bow shock. We interpret this periodicity to be associated with reformation which involves a periodic modulation of the reflected ions, with the turnaround time of specularly reflected ions being a natural characteristic period of the foot structure. This is supported by hybrid simulations [29] deducing that at high M_A , shock dynamics appear to be likely dominated by ion reflection. Earlier work on hybrid simulations also reports quasiperiodic modulation of the reflected with a period just over Ω_c^{-1} and suggests for high M_A that ions are reflected dynamically in bunches [30]. More recently, 1D hybrid simulations running similar plasma parameters to Voyager observations of the Uranian bow shock report localized magnetic field enhancements of a reforming shock occurring at approximately every $1.8 \Omega_c^{-1}$ [31].

Other possible sources of a periodic signal may originate upstream, e.g., if there were foreshock or solar wind fluctuations. Foreshock driving is not seen and unlikely

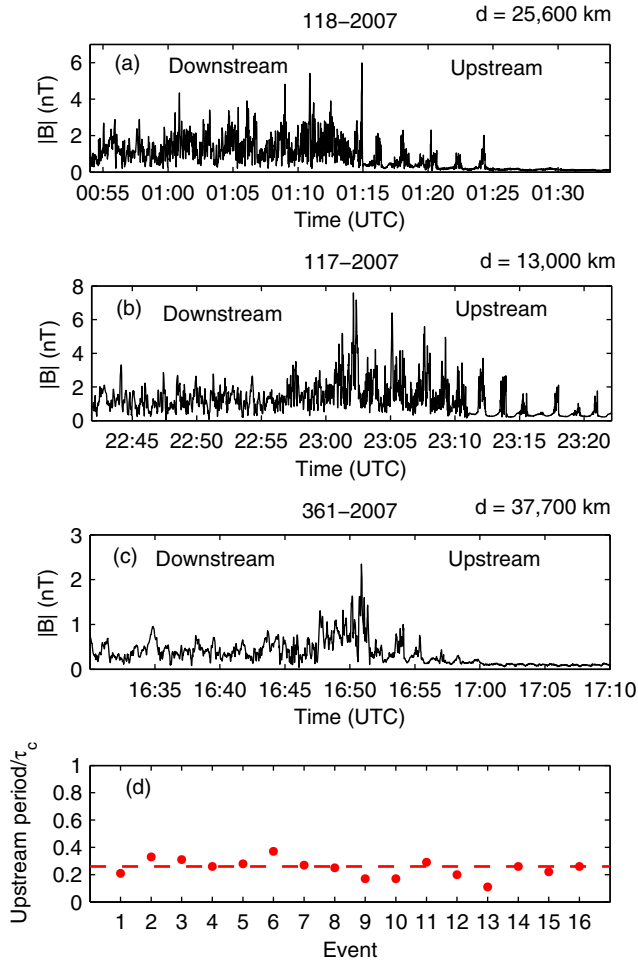


FIG. 2 (color online). The top three panels (a)–(c) are three example magnetic field plots of quasiperpendicular Saturnian bow shock crossings with reformation cycles upstream. These correspond to events 4, 3, and 13, respectively, in panel (d), which displays the average period of the upstream cycles of each event compared to their respective ion gyroperiods. Crossings (a)–(c) were all situated in the dusk flank at LT 1530, 1530, and 1600, respectively. The foot thickness d is determined using the formalism from Ref. [25].

due to the quasiperpendicular configuration of the shock and similarly there are no consistent and/or clear signals in the plasma wave instrument that suggests solar wind fluctuation driving. The observations therefore demonstrate that cyclic reformation is the only plausible process and it is probably controlled by specular reflection.

These 54 crossings altogether are highlighted (red or blue) on a parameter space as shown in Fig. 3(a), and we see a significant fraction of crossings in the population revealing this cyclical features (red). Crossings that were not highlighted (gray) in this regime (above the 80th percentile) were either determined to be quasiparallel and/or had considerable variability upstream, likely from an active foreshock region and were therefore not included. We have also investigated same-sized populations of the lowest ($M_A < 8$) and middle ($12 \leq M_A < 17$) ranges to

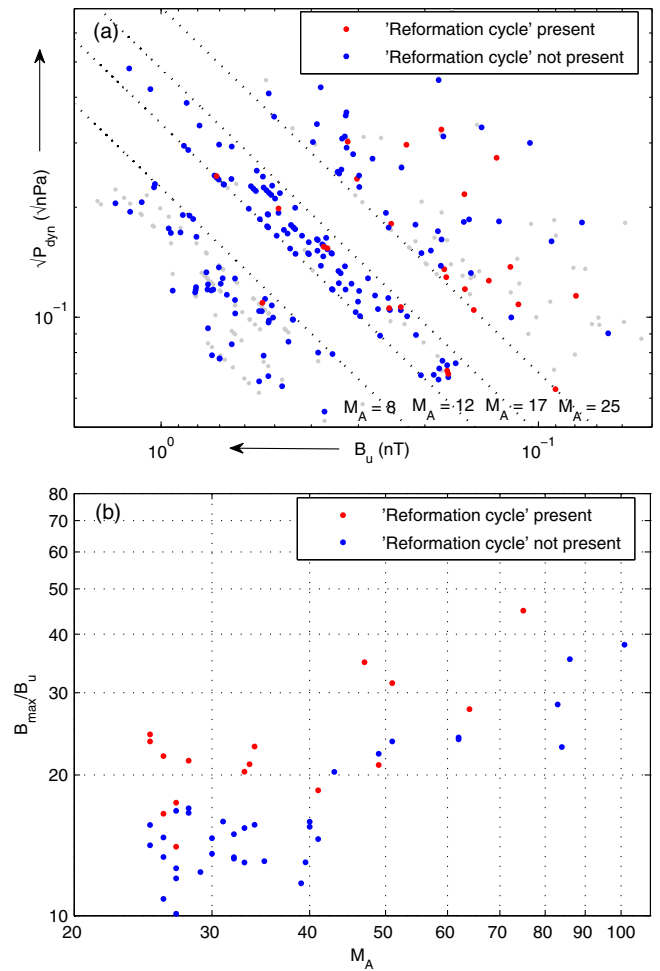


FIG. 3 (color online). (a) Parameter space of crossings in three regimes of M_A highlighting in red the events that exhibit the reformation cycles upstream in contrast with the crossings that do not in blue and (b) new parameter space of the crossings in the highest regime, $M_A \geq 25$, with B_{max} .

find only one and six crossings with such cyclical features, respectively. We focus on the highest M_A regime where the absence or presence of this feature is most clearly distinguishable. Additionally at this regime, we observe multiple upstream peaks over which we can straightforwardly obtain a handle of the periods. The dependence of reformation on M_A is clearly corroborated and this also shows that a high M_A is a necessary but not sufficient condition.

The high- M_A crossings in Fig. 3(a), however, do not appear to be organized into distinct groups and there is no obvious quantity that separates a reforming from a non-reforming crossing. By taking into account the maximum field B_{max} , Fig. 3(b) shows the overshoots B_{max}/B_u versus M_A (of each of the highlighted high- M_A crossings) revealing a correlation, one which has been reported by looking at overshoots of planetary bow shocks with heliocentric distances [32]. The key feature here, on the other hand, is the clear separation between the two groups of crossings, and we can infer that shocks undergoing cyclic

reformation exhibit a larger overshoot than shocks that do not, for a given M_A . This suggests that reflected ions may have a role in amplifying the local magnetic field; however, the causality between these two processes remains unclear. Nevertheless, the correlations of B_{\max} with reformation and the dependence on $M_A(B_u/B_{\max})$ (and thus $\sqrt{\rho}u/B_{\max}$) is explicit.

Indeed, attempting to dissect a single shock crossing here to uncover its microphysics is not likely to be sufficiently instructive, especially in the prevalent analyses with limited particle data sets. We do nonetheless provide a complementary picture of a quasiperpendicular shock wave's magnetic character from exploiting the rare opportunity of many years' worth of spacecraft data across a large range of M_A , up to a regime expected to lie in the same order of magnitude as astrophysical shocks. These observations suggest the prominent role of specular reflection in controlling cyclic reformation. The results also illustrate the dependence of reformation on M_A and the correlation between the magnetic overshoot and M_A . The final finding here is the connection between reformation and magnetic field amplification with reforming shocks having a distinctly higher overshoot. This work can complement ongoing theoretical work and simulations. We anticipate our study to provide a deeper insight to collisionless shocks, particularly in astrophysical regimes where they are central to both the structure and dynamics of supernovae.

This work was supported by UK STFC. We acknowledge the support of the Cassini MAG data processing or distribution staff as well as the Royal Astronomical Society.

*Corresponding author.

ali.sulaiman08@imperial.ac.uk

- [1] W. Marshall, *Proc. R. Soc. A* **233**, 367 (1955).
- [2] R. A. Treumann, *Astron. Astrophys. Rev.* **17**, 409 (2009).
- [3] S. J. Schwartz and D. Burgess, *Geophys. Res. Lett.* **18**, 373 (1991).
- [4] D. Burgess, *Geophys. Res. Lett.* **16**, 345 (1989).
- [5] C. F. Kennel *et al.*, in *Collisionless Shocks in the Heliosphere: A Tutorial Review* Geophys. Monogr. Ser. 34, edited by R. G. Stone and B. T. Tsurutani (AGU, Washington, DC, 1985), p. 1.
- [6] D. L. Morse, W. W. Destler, and P. L. Auer, *Phys. Rev. Lett.* **28**, 13 (1972).
- [7] P. P. Hellinger, *Geophys. Res. Lett.* **29**, 2234 (2002).
- [8] D. Biskamp and H. Welter, *Nucl. Fusion* **12**, 663 (1972).
- [9] B. Lembège and J. M. Dawson, *Phys. Fluids* **30**, 1110 (1987).
- [10] K. B. Quest, *Phys. Rev. Lett.* **54**, 1872 (1985).
- [11] S. C. Chapman, R. E. Lee, and R. O. Dendy, *Space Sci. Rev.* **121**, 5 (2005).
- [12] V. V. Krasnoselskikh, B. Lembège, P. Savoini, and V. V. Lobzin, *Phys. Plasmas* **9**, 1192 (2002).
- [13] M. Scholer and S. Matsukiyo, *Ann. Geophys.* **22**, 2345 (2004).
- [14] F. Bagenal, J. W. Belcher, E. C. Sittler, and R. P. Lepping, *J. Geophys. Res.* **92**, 8603 (1987).
- [15] V. V. Lobzin, V. V. Krasnoselskikh, J.-M. Bosqued, J.-L. Pinçon, S. J. Schwartz, and M. Dunlop, *Geophys. Res. Lett.* **34**, L05107 (2007).
- [16] H. Comisel, M. Scholer, J. Soucek, and S. Matsukiyo, *Ann. Geophys.* **29**, 263 (2011).
- [17] M. K. Dougherty *et al.*, *Space Sci. Rev.* **114**, 331 (2004).
- [18] D. A. Gurnett *et al.*, *Space Sci. Rev.* **114**, 395 (2004).
- [19] D. T. Young *et al.*, *Space Sci. Rev.* **114**, 1 (2004).
- [20] A. Masters *et al.*, *Nat. Phys.* **9**, 164 (2013).
- [21] A. Masters, S. J. Schwartz, E. M. Henley, M. F. Thomsen, B. Zieger, A. J. Coates, N. Achilleos, J. Mitchell, K. C. Hansen, and M. K. Dougherty, *J. Geophys. Res.* **116**, A10107 (2011).
- [22] N. Achilleos *et al.*, *J. Geophys. Res.* **111**, A03201 (2006).
- [23] D. R. Went, G. B. Hospodarsky, A. Masters, K. C. Hansen, and M. K. Dougherty, *J. Geophys. Res.* **116**, A07202 (2011).
- [24] T. S. Horbury, P. J. Cargill, E. A. Lucek, J. Eastwood, A. Balogh, M. W. Dunlop, K.-H. Fornacon, and E. Georgescu, *J. Geophys. Res.* **107**, 1208 (2002).
- [25] J. T. Gosling and M. F. Thomsen, *J. Geophys. Res.* **90**, 9893 (1985).
- [26] W. A. Livesey, C. F. Kennel, and C. T. Russell, *Geophys. Res. Lett.* **9**, 1037 (1982).
- [27] S. J. Schwartz, M. F. Thomsen, and J. T. Gosling, *J. Geophys. Res.* **88**, 2039 (1983).
- [28] J. A. Newbury and C. T. Russell, *Geophys. Res. Lett.* **23**, 781 (1996).
- [29] X. Yuan, I. H. Cairns, L. Trichtchenko, R. Rankin, and D. W. Danskin, *Geophys. Res. Lett.* **36**, L05103 (2009).
- [30] M. M. Leroy, D. Winske, C. C. Goodrich, C. S. Wu, and K. Papadopoulos, *J. Geophys. Res.* **87**, 5081 (1982).
- [31] D. Tiu, I. H. Cairns, X. Yuan, and P. A. Robinson, *J. Geophys. Res.* **116**, A04228 (2011).
- [32] C. T. Russell, M. M. Hoppe, and W. A. Livesey, *Nature (London)* **296**, 45 (1982).