

Generation of Nonclassical Microwave States Using an Artificial Atom in 1D Open Space

Io-Chun Hoi, Tauno Palomaki, Joel Lindkvist, Göran Johansson, Per Delsing, and C. M. Wilson*

Department of Microtechnology and Nanoscience (MC2), Chalmers University of Technology, SE-41296, Göteborg, Sweden

(Received 10 January 2012; published 26 June 2012)

We have embedded an artificial atom, a superconducting transmon qubit, in a 1D open space and investigated the scattering properties of an incident microwave coherent state. By studying the statistics of the reflected and transmitted fields, we demonstrate that the scattered states can be nonclassical. In particular, by measuring the second-order correlation function, $g^{(2)}$, we show photon antibunching in the reflected field and superbunching in the transmitted field. We also compare the elastically and inelastically scattered fields using both phase-sensitive and phase-insensitive measurements.

DOI: 10.1103/PhysRevLett.108.263601

PACS numbers: 42.50.Gy, 03.67.Bg, 42.50.Ar, 85.25.Cp

A single atom interacting with propagating electromagnetic fields in open space is a fundamental system of quantum optics. Strong coupling between a single artificial atom and resonant propagating fields has recently been achieved in a 1D system [1,2], experimentally demonstrating nearly perfect extinction of the forward propagating fields [2]. However, this extinction can be explained by classical theory: a classical pointlike oscillating dipole perfectly reflects resonant incident fields [3]. In this Letter, we demonstrate the quantum nature of the scattered field generated from our artificial atom in 1D open space by using a resonant coherent state as the incident field. In particular, by measuring the statistics of the fields, we show that the reflected field is antibunched [4,5] while still maintaining first-order coherence. Moreover, we observe superbunching statistics in the transmitted fields [4].

To understand how our artificial atom generates antibunched and superbunched states, it is helpful to consider the incident coherent state in the photon number basis. For a low power incident field with less than 0.5 average photons per lifetime of our atom, we can safely approximate the coherent field using only the first three photon eigenstates. If we consider a one-photon incident state, the atom reflects it, leading to antibunching statistics in the reflected field. Together with the zero-photon state the reflected field still maintains first-order coherence. For a two-photon incident state, since the atom is not able to scatter more than one photon at a time, the pair has a much higher probability of transmission, leading to superbunching statistics in transmission [4,6]. In this sense, our single artificial atom acts as a photon-number filter, which extracts the one-photon number state from a coherent state. This represents a novel way to generate photon correlations and nonclassical states at microwave frequencies compared with other recent work [7–11].

Our system consists of a superconducting transmon qubit [12], strongly coupled to a 1D coplanar waveguide transmission line [see Fig. 1(a)]. The ground state $|0\rangle$ and first excited state $|1\rangle$ have a transition energy $\hbar\omega_{01}$. The relaxation rate of the qubit is dominated by an intentionally

strong coupling to the 50 Ω transmission line through the coupling capacitor C_c , as shown in Fig. 1(b).

The electromagnetic field in the transmission line is described by an incoming voltage wave V_{in} , a reflected wave V_R , and a transmitted wave V_T . In Fig. 1(a), the transmittance is defined as $T = |V_T/V_{in}|^2$. For a weak coherent drive on resonance with the atom, we expect to see full reflection of the incident signal [4,13]. This can be understood in terms of interference between the incident wave and the wave scattered from the atom, which destructively interfere in transmission and constructively interfere in reflection [4,13]. In the sample measured here, we achieved extinction of more than 99% in transmittance, as shown in Fig. 1(c). By measuring the transmission coefficient as a function of probe frequency and probe power P , we extract $\omega_{01}/2\pi = 5.12$ GHz, $\Gamma_{10}/2\pi = 41$ MHz, and $\Gamma_\phi/2\pi = 1$ MHz [2]. The relaxation rate Γ_{10} is dominated by coupling to the transmission line and

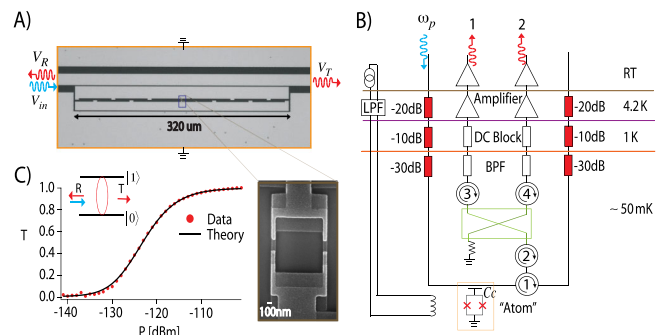


FIG. 1 (color online). (A) A micrograph of our artificial atom, a superconducting transmon qubit embedded in a 1D open transmission line. (Zoom In) Scanning-electron micrograph of the SQUID loop of the transmon. (B) Schematic setup for measurement of the second-order correlation function. This setup enables us to do Hanbury–Brown–Twiss measurements between output ports 1 and 2. Depending on the choice of input port, we can measure $g^{(2)}$ of the reflected or transmitted field. (C) Transmittance on resonance as a function of incident power. (Inset) A weak, resonant coherent state is reflected by the atom.

is much greater than the pure dephasing rate Γ_ϕ in our system. We define an average number of photons per interaction time $2\pi/\Gamma_{10}$ as $N \equiv 2\pi P/(\hbar\omega_p\Gamma_{10})$. $N = 1$ for a power of -128 dB m.

The resonant electromagnetic field reflected from or transmitted through the atom (depending on the choice of input port, see Fig 1(b)) is fed through two circulators to a commercial 90° hybrid coupler, with its other input terminated with 50Ω . The hybrid coupler effectively acts as a microwave beam splitter. Ideally, the signal coming into the other input of the hybrid coupler should be vacuum. The two outputs of the beam splitter are sent to two nominally identical microwave HEMT amplifiers at 4.2 K that have system noise temperatures of 7 K. We make the assumption in our analysis that the noise added by the two amplifiers is uncorrelated. After further amplification, the two outputs are fed into a pair of vector digitizers, which capture the voltage amplitude. We then can choose to digitally filter the voltage data to a desired bandwidth (BW). This setup enables us to perform Hanbury–Brown–Twiss (HBT) [14–18] measurements using linear quadrature detectors, i.e., amplifiers.

Second-order correlation measurements provide a method to characterize microwave states generated in our system. In particular, they provide a statistical tool to show that the scattered light is nonclassical. For reference, we first considered a thermal state and a coherent state. The thermal state [19] was generated by simply amplifying the noise of a 50Ω resistor through room temperature amplifiers before sending the signal down through the transmission line in our setup, with the qubit off-resonance. The two digitizers were set to a sampling frequency of 10^8 samples/sec and then the voltages were digitally filtered separately. Finally, we determine the power-power correlations as a function of delay time between the two outputs.

The second order correlation function can be expressed as

$$g^{(2)}(\tau) = 1 + \frac{\langle \Delta P_1(t) \Delta P_2(t + \tau) \rangle}{[\langle P_1(t) \rangle - \langle P_{1,N}(t) \rangle][\langle P_2(t) \rangle - \langle P_{2,N}(t) \rangle]},$$

where τ is the delay time between the two digitizers, P_1, P_2 are the output powers in ports 1 and 2, respectively. $P_{1,N}, P_{2,N}$ are the amplifier noise in ports 1 and 2, respectively, when the incident source is off. Therefore, $[\langle P_i(t) \rangle - \langle P_{i,N}(t) \rangle]$ represents the net power of the field from output port i , where $i = 1, 2$. $\langle \Delta P_1 \Delta P_2 \rangle$ is the covariance of the output powers in ports 1 and 2, defined as $\langle (P_1 - \langle P_1 \rangle) \times (P_2 - \langle P_2 \rangle) \rangle$. The following assumptions were made: (1) the amplifier noise originating from the two independent detection chains is uncorrelated and (2) the 50Ω terminator is in its ground state (5 GHz photons at ~ 50 mK). In Fig. 2(a), we show $g^{(2)}$ as a function of delay time τ , for a thermal state with two different filter bandwidths and also for a coherent state. For thermal states, $g^{(2)}(0) = 2$ regardless of the filter bandwidth. The width of

$g^{(2)}(\tau)$ for the thermal state is determined by the filter function. For the filter used $g^{(2)}(\tau) = 1 + e^{-2\pi\text{BW}|\tau|}$. The solid curves of the thermal state in Fig. 2(a) show this equation with no free-fitting parameters. We had a trigger jitter of ± 1 sample between the two digitizers. To minimize the effect of this trigger jitter, we oversample and then digitally filter (average) the data in all the $g^{(2)}$ measurements. For a coherent state, we expect $g^{(2)}(\tau) = 1$. This is indeed what we find if our atom is off-resonance from our applied coherent source.

After these initial measurements, we measured second-order correlations of the field transmitted through our qubit. We applied an on-resonance microwave drive and measured $g^{(2)}(\tau)$ in transmission for different incident powers as shown in Fig. 2(b). Here, the sampling frequency was again set to 10^8 samples/s with $\text{BW} = 55$ MHz. At the lowest power ($P = -129$ dB m, $N = 0.8$) that we can readily measure, we see superbunching of the photons [4], with $g^{(2)}(\tau = 0) = 2.31 \pm 0.09 > 2$. We see superbunching even with our measured $g^{(2)}(0)$ suppressed as a result of trigger jitter [see Fig. 2(c)]. Superbunching occurs because the one-photon state of the incident field has been selectively filtered and reflected while the two-photon state is more likely transmitted (the three-photon components and higher are negligible). This transmitted state generated from our qubit is thus bunched even more than a thermal state. For high powers, where $N \gg 1$, we find $g^{(2)}(\tau) = 1$, as most of the coherent signal passes through the transmission line without interacting with the atom owing to saturation of the atomic response. The correlation measurements once again resemble those of a coherent state. For all measurements shown here we find, $g^{(2)}(\infty) = 1$, as expected. In the right inset of Fig. 2(b), we plot $g^{(2)}(0)$ as a function of incident power and clearly see the bunching behavior decrease as the incident power increases. For comparison, we also plot $g^{(2)}(0)$ for a coherent state and thermal state.

In Fig. 2(d), we plot the measured $g^{(2)}(\tau)$ of the reflected field from our atom. At low powers, where $N \ll 1$, we clearly observe antibunching of the field [4]. Each trace here was collected, computed, and averaged over 17 hours, corresponding to 2.4×10^{11} measured quadrature field samples (2 Tbyte of data). The antibunching behavior at the lowest power ($P = -132$ dB m, $N = 0.4$), $g^{(2)}(0) = 0.51 \pm 0.05$, reveals the quantum nature of the field [5]. Ideally, we would find $g^{(2)}(0) = 0$ as the atom can only absorb and emit one photon at a time. The nonzero $g^{(2)}(0)$ we measured originates from four effects: (1) a thermal field at 50 mK, (2) a finite filter bandwidth (here 55 MHz), (3) trigger jitter between the two digitizers, and (4) stray fields including background reflections in the line and leakage through circulator 1 [Fig. 1(b)]. In Fig. 2(e), we measure $g^{(2)}(\tau)$ at $P = -131$ dB m for different filter bandwidths and clearly see that the antibunching dip

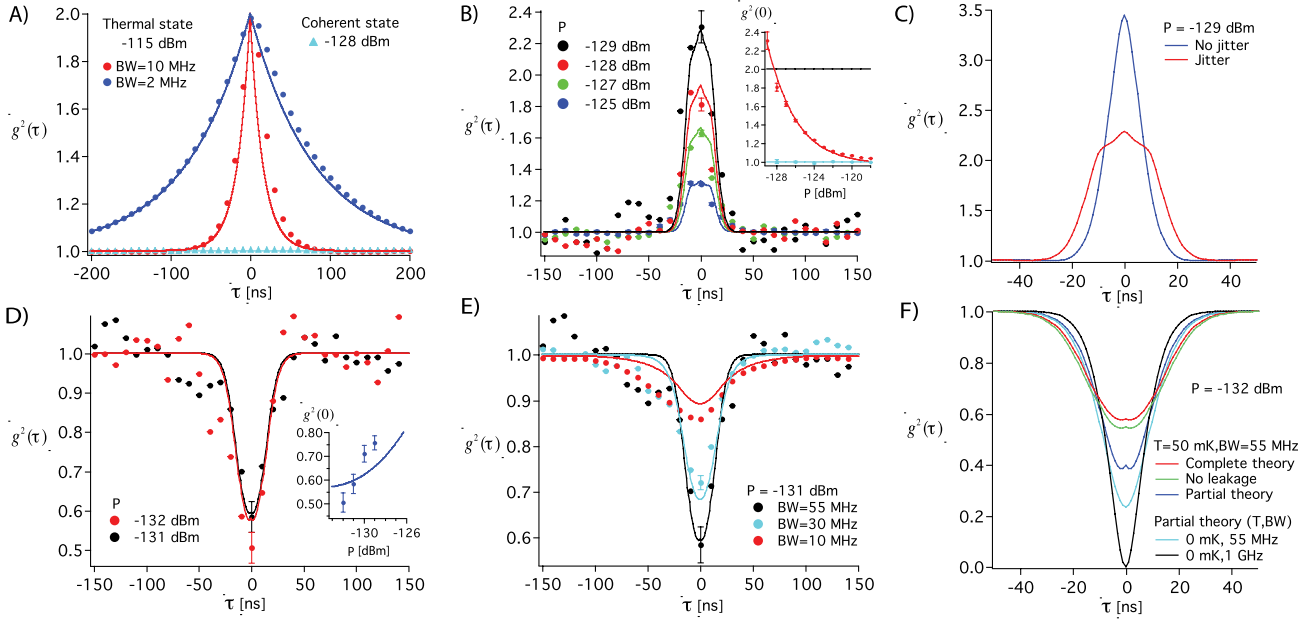


FIG. 2 (color online). Second-order correlation function of a thermal state, a coherent state, and the states generated by the artificial atom. (A) $g^{(2)}$ of a thermal state and a coherent state as a function of delay time τ . (B) $g^{(2)}$ of the resonant transmitted microwaves as a function of delay time for four different incident powers. Inset: $g^{(2)}(0)$ as a function of incident power. For comparison, the result for a thermal state and a coherent state are also plotted. We see that the transmitted field statistics (red curve) approach that of a coherent field at high incident power, as expected. For a coherent state, $g^{(2)}(0) = 1$ is independent of incident power (blue). The peculiar feature of $g^{(2)}$ around zero in the solid theory curves is due to the trigger jitter model (see text). (C) Comparison of $g^{(2)}$ for the transmitted field with and without trigger jitter. (D) $g^{(2)}$ of a resonant reflected field as a function of delay time for two different incident powers. The antibunching behavior reveals the quantum nature of the field. The curves shown here had a digital filter with a 55 MHz bandwidth applied to each detector. Inset: Power dependence of $g^{(2)}(0)$, resulting from a finite BW and temperature. At 0 mK and with infinite BW, $g^{(2)}(0) = 0$, independent of incident power (for the power levels considered here). (E) $g^{(2)}$ of a resonant reflected field as a function of delay time at -131 dBm for different filter bandwidths. As the bandwidth decreases, the antibunching dip vanishes. The solid curves in (D) and (E) are the theory curves, including the trigger jitter model and stray fields. The stray fields arise from background reflections in the line (5%) and leakage through circulator 1 [Fig. 1(b)] (the same as in previous work [2]), assuming the phase between the leakage field and the field reflected by the atom is $\pi/2$. We extract a temperature of 50 mK from these fits in (B), (D) and (E), with no additional free-fitting parameters. The error bar indicated for each data set is the same for all the points. (F) The progression of $g^{(2)}(\tau)$ degradation, due to temperature, BW, trigger jitter, and stray fields. Locally around $g^{(2)}(0)$, the red, green, and dark blue curves exhibit a tiny bunched feature arising from the 50 mK thermal field.

depends on BW. For a small BW, i.e., long sampling time, the time dynamics of antibunching cannot be resolved. In other words, within the sampling time, the atom is able to absorb and emit multiple photons. If $BW \ll \Gamma_{01}$, Ω_p , where Ω_p is the Rabi frequency, the antibunching dip we measure vanishes entirely. This interplay between BW and Ω_p yields a power dependent $g^{(2)}(0)$, as shown in the inset of Fig. 2(d).

In Fig. 2(f), we show how all four factors listed above combine to produce the theoretical curves for our measured $g^{(2)}(\tau)$. The partial theory curves include finite temperature and filter bandwidth, but not leakage and jitter. The green (no leakage) curve includes everything but (4) and the red curve (complete theory) includes all four effects. The solid lines in Fig. 2(b)–2(f) are theoretical results based on a master equation formalism. The digital filter is modeled by a single-mode resonator. A master equation describing both the transmon and the resonator

is derived using the formalism of cascaded quantum systems. To model the effect of the trigger jitter, the value of $g^{(2)}(\tau)$ at each point is replaced by the average value of $g^{(2)}(\tau)$, $g^{(2)}(\tau - 10$ ns) and $g^{(2)}(\tau + 10$ ns).

Our artificial atom selectively filters out the Fock state $n = 1$ from the input coherent state. As a result, the reflected and transmitted field display antibunched and superbunched statistics, respectively. Thus, the qubit acts as a passive photon-number filter, converting a coherent microwave state to a nonclassical one, with high production rate.

While the scattered field requires a purely quantum description, it can still maintain first-order coherence similar to a classical field, as shown below. We can define the first-order correlation function in steady state as $g^{(1)} = \langle V \rangle^2 / \langle V^2 \rangle$. First-order coherence then refers to $g^{(1)} = 1$. For a thermal source this function is 0 and for a coherent state it is 1.

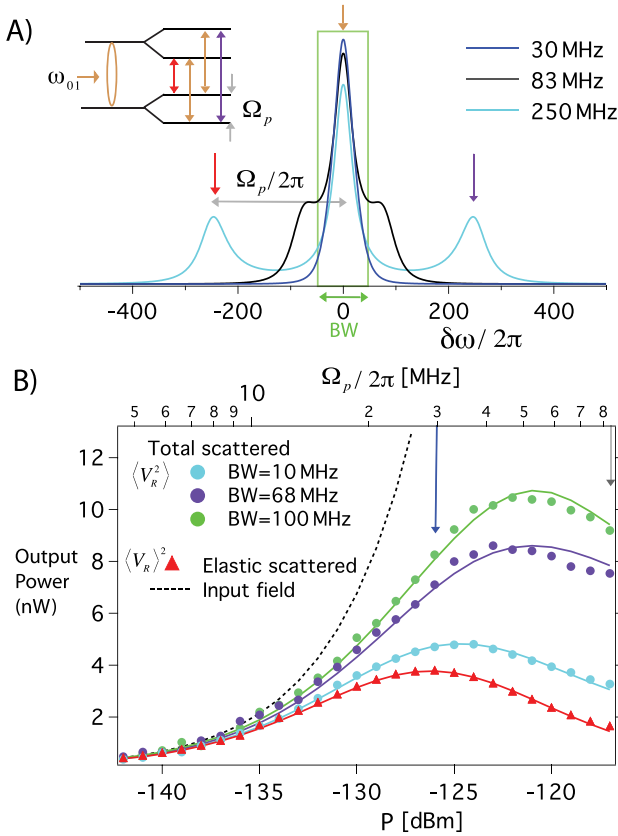


FIG. 3 (color online). Elastic vs inelastic scattering from the artificial atom. (A) A microwave pump is applied at ω_{01} . As the power of the ω_{01} pump increases, the Mollow triplet appears in the spectrum with peak separation equal to the Rabi frequency Ω_p . (inset) Dressed state picture of the energy levels. (B) The coherently or elastically reflected power (phase-sensitive average, red curve) or total reflected power (phase-insensitive average, green, purple, and blue curves) as a function of resonant incident powers for different bandwidths (BW). The total power reflected is the sum of both the elastic and inelastic fields, after we subtract off the amplifier noise power. Solid curves are the theory fits to experimental data. The black dash curve shows the input power for comparison. At low powers, $N \ll 1$, we observed that the reflected field is mostly first-order coherent: the elastically reflected power is the same as the total reflected power. At high powers, $N > 1$, more and more photons are inelastically scattered as the Mollow triplet begins to emerge. The wider the measurement bandwidth, the more of the Mollow triplet we capture. Note that the output power includes the 79 dB gain of the amplifiers.

The first-order coherence properties of the scattered resonance field strongly depend on the Rabi frequency Ω_p and the relaxation rate Γ_{10} of the atom. The Rabi frequency Ω_p is linearly proportional to the amplitude of the drive, $\Omega_p \propto \sqrt{P}$ [2]. For $\Omega_p \ll \Gamma_{10}$, we expect the scattered fields to be coherent to first order, with a power spectrum well described by a delta function at ω_{01} [5]. For $\Omega_p > \Gamma_{10}$, the scattered fields contain three additional inelastic Lorentzians (known as the Mollow Triplet [20])

centered on the frequencies $\omega = \omega_{01}$, $\omega = \omega_{01} + \Omega_p$ and $\omega = \omega_{01} - \Omega_p$, indicated in the theory plot Fig. 3(a).

We send a single tone at ω_{01} and measure these scattered (reflected) fields from only one of the output ports, as shown in Fig. 3(b). Note that we see the same behavior from both outputs. We use a phase-sensitive average $\langle V \rangle^2$ to capture the elastic (coherent) component of the scattered field. For the total scattered field, the sum of the elastically and inelastically scattered fields, we use a phase-insensitive average $\langle V^2 \rangle$. The amount of the inelastic field that we capture depends on the bandwidth of our measurement, as indicated in Fig. 3(a). The solid curves are the theory fits, using the model in Fig. 3(a) (integrating the Mollow triplet), with no free-fitting parameters (using the same parameters extracted before). As expected, at low incident power, the total scattered field is roughly equal to the elastically scattered (coherent) field. This indicates that the field is first-order coherent with $g^{(1)} \approx 1$. We note that this is also the regime where antibunching is observed. At high incident fields, where $\Omega_p > \Gamma_{10}$, the main contribution to the total field is from inelastic scattering.

In conclusion, we investigated the scattering properties of a single artificial atom in a 1D open space by measuring the first, second, and fourth moments of the voltage field. We verified the quantum nature of the scattered field using the second-order correlation function, while also showing that the field maintained first-order coherence. In fact, the whole process leads to a redistribution of the photon number state [6]. We plan to investigate applications of this phenomenon, such as generating single-photon states on demand. This system may offer advantages over placing an artificial atom in a cavity [21–23]. For instance, the generated single photons can maintain the same envelope as the incident coherent state with a wide bandwidth limited only by the atom relaxation rate. For a cavity-based photon source, the bandwidth is limited by the cavity width and subject to the problem of stochastic release by the cavity.

We acknowledge financial support from the Swedish Research Council, the Wallenberg Foundation, European Research Council, and the EU projects SOLID and PROMISCE. We would also like to acknowledge G. Milburn and T. Stace for fruitful discussions.

*chris.wilson@chalmers.se

- [1] O. Astafiev, A. M. Zagorskin, A. A. Abdumalikov, Jr., Y. A. Pashkin, T. Yamamoto, K. Inomata, Y. Nakamura, and J. S. Tsai, *Science* **327**, 840 (2010).
- [2] I.-C. Hoi, C. M. Wilson, G. Johansson, T. Palomaki, B. Peropadre, and P. Delsing, *Phys. Rev. Lett.* **107**, 073601 (2011).
- [3] G. Zumofen, N. M. Mojarad, V. Sandoghdar, and M. Agio, *Phys. Rev. Lett.* **101**, 180404 (2008).
- [4] D. E. Chang, A. S. Sørensen, E. A. Demler, and M. D. Lukin, *Nature Phys.* **3**, 807 (2007).

- [5] R. Loudon, *The Quantum Theory of Light* (Oxford Science Publications, New York, 2010).
- [6] H. Zheng, D.J. Gauthier, and H. U. Baranger, *Phys. Rev. A* **82**, 063816 (2010).
- [7] C.M. Wilson, G. Johansson, A. Pourkabirian, M. Simoen, J.R. Johansson, T. Duty, F. Nori, and P. Delsing, *Nature* **479**, 376 (2011).
- [8] C. Eichler, D. Bozyigit, C. Lang, M. Baur, L. Steffen, J. M. Fink, S. Filipp, and A. Wallraff, *Phys. Rev. Lett.* **107**, 113601 (2011).
- [9] C. Eichler, D. Bozyigit, C. Lang, L. Steffen, J. Fink, and A. Wallraff, *Phys. Rev. Lett.* **106**, 220503 (2011).
- [10] B. Reulet, J. Senzier, and D. E. Prober, *Phys. Rev. Lett.* **91**, 196601 (2003).
- [11] F. Mallet, M. A. Castellanos-Beltran, H. S. Ku, S. Glancy, E. Knill, K. D. Irwin, G. C. Hilton, L. R. Vale, and K. W. Lehnert, *Phys. Rev. Lett.* **106**, 220502 (2011).
- [12] J. Koch, T.M. Yu, J. Gambetta, A. A. Houck, D. I. Schuster, J. Majer, A. Blais, M.H. Devoret, S.M. Girvin, and R. J. Schoelkopf, *Phys. Rev. A* **76**, 042319 (2007).
- [13] J.T. Shen and S.H. Fan, *Phys. Rev. Lett.* **95**, 213001 (2005).
- [14] R. H. Brown and R. Q. Twiss, *Nature* **177**, 27 (1956).
- [15] J. Gabelli, L.-H. Reydellet, G. Fève, J.-M. Berroir, B. Plaçais, P. Roche, and D. C. Glatli, *Phys. Rev. Lett.* **93**, 056801 (2004).
- [16] M.P. da Silva, D. Bozyigit, A. Wallraff, and A. Blais, *Phys. Rev. A* **82**, 043804 (2010).
- [17] N.B. Grosse, T. Symul, M. Stobińska, T.C. Ralph, and P.K. Lam, *Phys. Rev. Lett.* **98**, 153603 (2007).
- [18] E.P. Menzel, F. Deppe, M. Mariani, M. Á. Araque Caballero, A. Baust, T. Niemczyk, E. Hoffmann, A. Marx, E. Solano, and R. Gross, *Phys. Rev. Lett.* **105**, 100401 (2010).
- [19] Technically, it is a chaotic state.
- [20] B.R. Mollow, *Phys. Rev.* **188**, 1969 (1969).
- [21] D. Bozyigit *et al.*, *Nature Phys.* **7**, 154 (2010).
- [22] C. Lang *et al.*, *Phys. Rev. Lett.* **106**, 243601 (2011).
- [23] A. A. Houck *et al.*, *Nature* **449**, 328 (2007).