



Measurements of the Differential Cross Sections for the Elastic n - ^3H and n - ^2H Scattering at 14.1 MeV by Using an Inertial Confinement Fusion Facility

J. A. Frenje, C. K. Li, F. H. Seguin, D. T. Casey, and R. D. Petrasso

Plasma Science and Fusion Center, Massachusetts Institute of Technology, Cambridge, Massachusetts 02139, USA

D. P. McNabb, P. Navratil, and S. Quaglioni

Lawrence Livermore National Laboratory, Livermore, California 94550, USA

T. C. Sangster, V. Yu Glebov, and D. D. Meyerhofer*

Laboratory for Laser Energetics, University of Rochester, Rochester, New York 14623, USA

(Received 18 June 2011; published 15 September 2011)

For the first time the differential cross section for the elastic neutron-triton (n - ^3H) and neutron-deuteron (n - ^2H) scattering at 14.1 MeV has been measured by using an inertial confinement fusion facility. In these experiments, which were carried out by simultaneously measuring elastically scattered ^3H and ^2H ions from a deuterium-tritium gas-filled inertial confinement fusion capsule implosion, the differential cross section for the elastic n - ^3H scattering was obtained with significantly higher accuracy than achieved in previous accelerator experiments. The results compare well with calculations that combine the resonating-group method with an *ab initio* no-core shell model, which demonstrate that recent advances in *ab initio* theory can provide an accurate description of light-ion reactions.

DOI: [10.1103/PhysRevLett.107.122502](https://doi.org/10.1103/PhysRevLett.107.122502)

PACS numbers: 25.40.Dn, 52.57.-z

The development of an accurate description of light-ion reactions is currently of great interest as it would provide valuable insight into low-energy nuclear reactions important to nuclear astrophysics. Radiative capture reactions, for example, occur in red giants at temperatures low enough that the reaction rates are too small to be directly measured in a laboratory. Extrapolation from measurements at higher energies is also suspect without a fundamental theory for computing these reactions. Fusion energy research also requires accurate cross sections for light-ion reactions to constrain models of inertial confinement fusion (ICF) experiments involving deuterium-tritium fuel. For instance, uncertainties in the differential cross section for the elastic n - ^3H scattering need to be $\sim 5\%$ to reliably infer a fuel areal density (ρR) from the yield ratio between scattered neutrons and primary 14.1-MeV neutrons, called the down-scatter ratio [1], produced in an ICF implosion. The determination of the ρR from the down-scatter ratio value is essential for understanding how the fuel is assembled in an implosion and for ultimately guiding the community towards the demonstration of thermonuclear ignition and net energy gain [2] at the National Ignition Facility [3].

Since the 1950s, the differential cross section for the elastic n - ^3H scattering at 14.1 MeV has been subject to both experimental and theoretical studies. Kootsey [4] measured the cross section at center-of-mass (CM) angles ranging from 55° to 165° , resulting in data with statistical uncertainties of $\sim 20\%$ and a systematic uncertainty of 11%. Shirato *et al.* [5] and Debertain *et al.* [6] measured the cross section in the CM angular range of 100° – 175° with an uncertainty varying from $\sim 10\%$ to $\sim 70\%$, and

their results are in good agreement with each other but up to a factor of 2 smaller than the Kootsey data. Optical-model calculations conducted by DeVries *et al.* [7] and by Sherif and Podmore [8] reproduced the Shirato and Debertain data in this CM angular range. Additionally, Hale *et al.* [9] conducted an *R*-matrix analysis of all experimental data sets, and the result from that analysis forms the basis of the current ENDF/B-VII evaluation [10] of the differential cross section for the elastic n - ^3H scattering that can be found in nuclear databases. Although efforts have been made to quantify this fundamental cross section, significant discrepancies exist between the different measurements and between measurements and models. However, a theoretical understanding of the $n + ^3\text{H}$ scattering based on first principles calculations is within reach [11]. For example, *ab initio* variational calculations using a hyper-spherical harmonics basis expansion performed with a modern nuclear Hamiltonian consisting of an accurate nucleon-nucleon potential and a three-nucleon interaction provide a good description of the differential cross section for elastic $n + ^3\text{H}$ scattering at low energies [12]. However, this type of calculation is currently limited to energies below the breakup threshold.

This Letter describes the first measurement of the differential cross section for the elastic n - ^3H scattering at 14.1 MeV by using an ICF facility. It also describes a theoretical calculation [13] of this cross section, which combines the *ab initio* no-core shell model [14] with the resonating-group method [15] into a unified method (NCSM/RGM) [16]. By using this theoretical approach, an accurate assessment of the n - ^3H cross section can be

made from precision data taken for the isobaric analogue p - ^3He reaction. In these experiments, which were carried out on the OMEGA laser [17], deuterium-tritium-gas-filled thin-glass capsules were used. Each capsule, made of SiO_2 , had a diameter of about $850\ \mu\text{m}$, a gas-fill pressure of about 20 atm, and a shell thickness of $3.5\ \mu\text{m}$. The fuel-gas mixture was $48.2\% \pm 0.3\%$ deuterium, $48.8\% \pm 0.3\%$ tritium, 2.5% hydrogen, and 0.5% helium 3 from the tritium decay. These capsules were imploded by 60 laser beams that uniformly delivered 30 kJ to the capsule in a 1-ns square pulse. As the laser energy is quickly absorbed by the glass, the outer part of the glass shell explodes outward while the remaining part moves inward. The imploding part of the shell acts as a piston and drives a shock through the deuterium-tritium fuel that heats the ions. The glass shell continues to move inward behind the shock front, isentropically compressing the postshock region of the fuel, and additionally heats the ions to thermonuclear temperatures. Each implosion, which acts as both a 14.1-MeV neutron source and deuterium-tritium target, produced a burn-averaged ion temperature of $8.5 \pm 0.5\ \text{keV}$ and a neutron yield of about 4×10^{13} , which were measured with a neutron time-of-flight diagnostic [18]. The energy spectra of the emitted tritons and deuterons, elastically scattered by the 14.1-MeV neutrons, were measured simultaneously by using a magnet-based charged-particle spectrometer (CPS) [19] installed on the OMEGA chamber (Fig. 1). To cover the energy range of interest in this experiment, the detector plane of the CPS was comprised of two pieces of CR-39, which is a plastic polymer that is insensitive to γ rays and x rays produced in an implosion [19]. Different particle track characteristics in CR-39 allow the CPS to make simultaneous measurements of the scattered deuterons (d') and tritons (t') with energies greater than ~ 3.7 and ~ 2.5 MeV, respectively (the lower energy limits are set by the width and position of the CR-39 piece). A measurement of the proton spectrum from dd reactions was conducted as well to check that the emitted charged particles were not subject to any significant energy losses in the plasma.

d' and t' spectra measured simultaneously on three different OMEGA shots are shown in Figs. 2(a)–2(c). These spectra, which have been background subtracted, were obtained by putting constraints on the diameter and darkness of the observed ion tracks in the CR-39 (the triton, deuteron, and background tracks have different characteristics that were used for the differentiation [19]). The remaining background that could not be rejected was characterized from regions on the CR-39 where d' and t' signals cannot be detected. The error bars shown in the spectra are statistical uncertainties associated with the number of signal and background counts in each energy bin. The dd -proton spectrum measured for shot 31753 [Fig. 2(d)] displays an average energy that is similar to the birth energy of 3.05 MeV (temperature corrected),

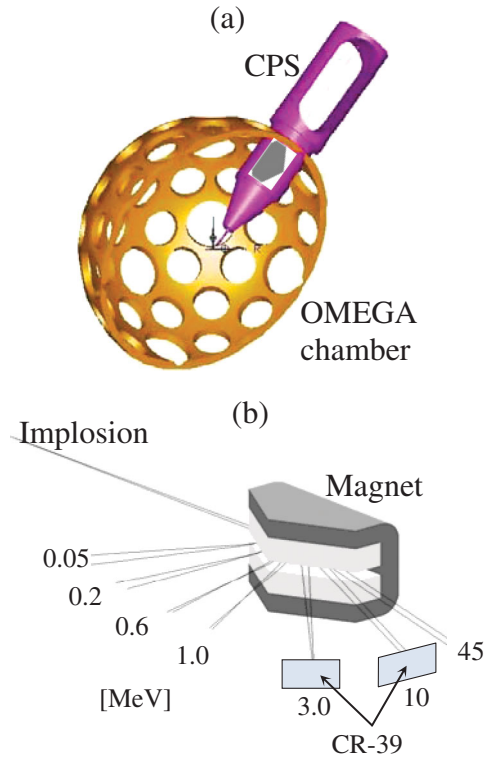


FIG. 1 (color). (a) The CPS on the OMEGA chamber for simultaneous measurements of deuterons and tritons elastically scattered by 14.1-MeV neutrons, and protons from dd reactions in a deuterium-tritium-gas-filled thin-glass capsule implosion. A bending magnet (gray) was used for momentum analysis. (b) Schematic drawing of the CPS, which uses a 2-mm wide aperture in front of a 7.6-kG permanent magnet (Nd-Fe-B) for dispersion and high-resolution measurements of the charged particles. Two pieces of CR-39 were used for detection of the dd protons and the elastically scattered deuterons and tritons. The energies are given in MeV for protons.

indicating that energy losses in the plasma are negligible. From the measured d' and t' spectra, the differential cross section for the elastic n - ^3H and n - ^2H scattering was determined by deconvolving the CPS-spectrometer response [20] and the Doppler-broadened 14.1-MeV-neutron spectrum [21]. In the determination of the n - ^2H cross section, the effect of the deuterons from the $t(n, 2n)d$ reaction was considered and accounted for. Here, it was assumed that the cross section for this reaction is $6 \pm 4\ \text{mb}$, which covers the reported value in Ref. [22], or about $3\% \pm 2\%$ of the total deuteron spectrum in the range 3.7–7.3 MeV. Additionally, as the plasma had a burn-averaged ion temperature of 8.5 keV, a density of $\sim 1\ \text{g}/\text{cm}^3$, and a total areal density of ~ 2 – $3\ \text{mg}/\text{cm}^2$, energy-loss effects were insignificant and thus not considered. From an energy-loss point of view, these plasma conditions correspond to a cold target with an areal density less than $0.3\ \text{mg}/\text{cm}^2$.

Figures 3(a) and 3(b) show the differential cross section for the elastic n - ^2H and n - ^3H scattering measured in this work. These cross sections, which are compared to the

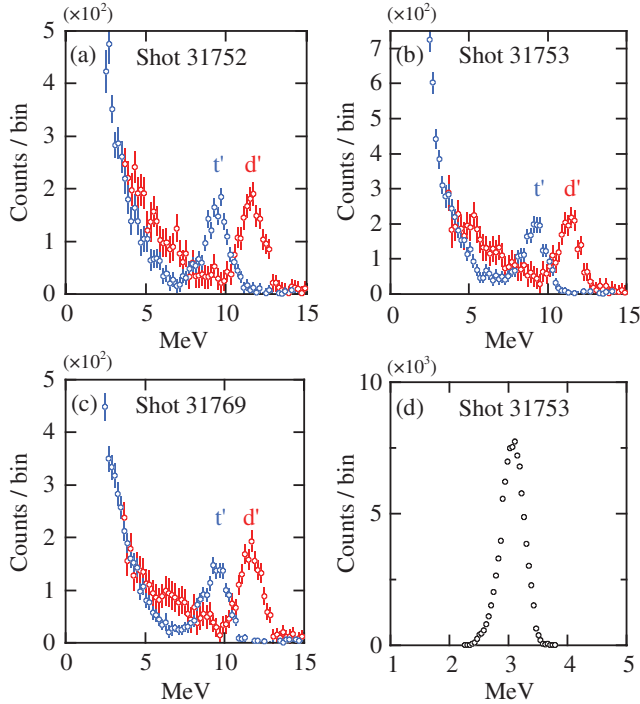


FIG. 2 (color). (a)–(c) d' and t' spectra measured simultaneously on three different OMEGA shots. The broadening of these spectra is due to the Doppler-effect and CPS-spectrometer response. (d) dd -proton spectrum measured for shot 31753 illustrates that the average energy is similar to the birth energy of 3.05 MeV.

other data sets, are averages of the three measurements shown in Figs. 2(a)–2(c). The n - ^2H cross section determined for each shot was normalized to a Faddeev calculation that is accurate to about 1%, and that normalization factor, modified by the deuterium-tritium fuel ratio, was subsequently applied to the measured n - ^3H cross section for the same shot (the Faddeev calculation was obtained with the next-to-next-to-leading-order nucleon-nucleon plus three-nucleon interaction chiral force of Ref. [23]). As illustrated by Fig. 3(a), the angular variation of the measured n - ^2H elastic cross section is in good agreement with the Faddeev calculated cross section, indicating that the background subtraction, the characterization of the response function, and the effect of the Doppler broadening are accurate and that the deconvolution process provides high-fidelity data. The uncertainties shown for the n - ^3H cross section [shown in Fig. 3(b) and Table I] are based on the statistical uncertainty and the uncertainty associated with the normalization factor. As the total n - ^2H elastic cross section and the deuterium-tritium-fuel ratio in these experiments have an uncertainty of 1.0% and 0.9%, respectively, the uncertainty in the normalization factor is estimated to be 1.4%. This results in a total uncertainty ranging from 4% to 7% in the CM-angle range of 60° – 80° , which is the most important range for diagnosing ICF implosions over which the n - ^3H cross section dominates

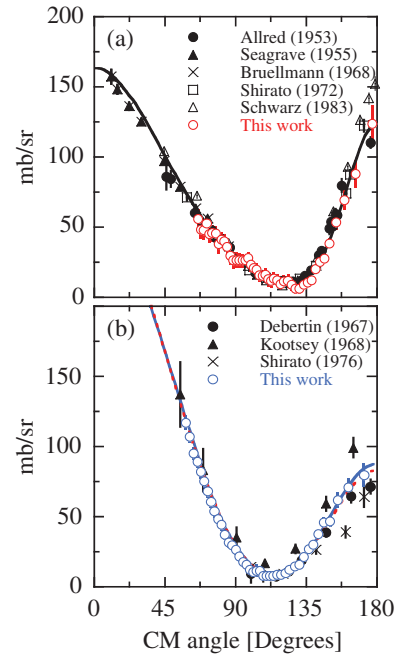


FIG. 3 (color). (a) Measured differential cross section for the elastic n - ^2H scattering, which has been normalized to a Faddeev calculation. (b) Measured and calculated differential cross section for the elastic n - ^3H scattering. The experimental data have been normalized with the deuterium-tritium fuel-ratio modified normalization factor derived in (a). The blue solid curve represents an *ab initio* NCSM/RGM calculation, and the red dashed curve represents an *R*-matrix calculated n - ^3H cross section.

the other ICF-relevant cross sections. This uncertainty should be contrasted to the total uncertainty larger than 20% for the Kootsey data, which is the only other data set in this angular range. Considering the uncertainties involved, the experimentally determined n - ^3H cross section compares well with the current ENDF/B-VII evaluated cross section, which is based on Hale's *R*-matrix analysis of accurate p - ^3He data in a wide range of energies. The fit parameters obtained in that analysis were then adjusted to account for the Coulomb effects, as explained in Ref. [9], and subsequently applied to the n - ^3H reaction. The results from the *R*-matrix analysis are shown by the red dashed curve in Fig. 3(b). Another theoretical approach, described in detail in Ref. [16], was recently developed for evaluating the cross sections of light-ion reactions. This NCSM/RGM approach, unlike earlier *ab initio* approaches, allows calculations of various nucleon-nucleus scattering processes for systems with $A > 4$, i.e., on both *s*- and *p*-shell nuclei [13,16]. The present NCSM/RGM calculations for the n - ^3H and p - ^3He systems use a similarity-renormalization-group-evolved chiral N^3LO nucleon-nucleon interaction that includes Coulomb and other isospin breaking terms [24]. A less than 15% inaccuracy in these calculations at forward angles is introduced by limiting the model space to channel states with the three-nucleon system in its ground state. To quantify and correct for this inaccuracy,

TABLE I. Measured and calculated differential cross section for the elastic n - ^3H scattering as a function of the CM angle at 14.1 MeV. The NCSM/RGM calculation, which is corrected at forward angles as explained in the text, is considered to be accurate to about 5%.

CM angle [degrees]	Measured [mb/sr]	Error [mb/sr]	NCSM/RGM [mb/sr]
58.6	116.7	4.4	119.3
61.2	106.6	3.3	109.9
63.7	94.7	3.5	101.11
66.1	88.8	3.6	93.1
68.3	81.6	3.7	85.6
70.5	75.0	3.9	78.7
72.6	67.8	3.7	72.1
74.7	60.3	3.6	65.9
76.8	53.4	3.5	59.9
79.0	48.1	3.2	54.1
81.2	44.0	3.2	48.5
83.4	37.1	3.3	43.2
85.7	31.5	3.1	38.2
87.9	29.4	2.8	33.4
90.3	26.3	2.9	29.1
92.6	21.7	2.9	25.1
94.8	17.5	2.7	21.6
97.1	15.7	2.5	18.5
99.3	11.9	2.4	15.9
101.5	10.2	2.5	13.7
103.6	11.3	3.3	11.8
105.7	11.2	2.2	10.4
107.8	7.4	1.9	9.2
110.0	7.8	1.9	8.4
112.2	7.6	1.8	8.0
114.4	7.5	1.6	7.9
116.8	8.5	1.3	8.1
119.4	8.5	1.3	8.9
122.0	9.6	1.3	10.2
124.8	12.0	1.2	12.1
127.7	14.4	1.4	14.6
130.7	15.5	1.3	17.7
133.7	21.2	1.4	21.5
136.8	26.5	1.7	25.8
139.8	29.9	1.8	30.5
142.9	37.2	2.2	35.9
146.3	45.6	2.7	42.1
150.2	46.5	3.4	49.4
155.2	61.4	4.7	59.1
162.2	70.5	6.0	71.6
172.3	79.4	7.7	84.3

high-precision p - ^3He data [25] is compared to the corresponding NCSM/RGM results, and the obtained correction function is applied to the n - ^3H calculation. The result of this procedure, which is accurate to $\sim 5\%$, is illustrated by the blue solid curve in Fig. 3(b), which is also in good

agreement with our experimental data but differs from the R -matrix analysis by a couple percent in the backward scattering angles of the outgoing neutron. Considering the estimated uncertainty of $\sim 5\%$ for the NCSM/RGM calculation, this discrepancy is, however, insignificant. Additional details of the n - ^3H and p - ^3He NCSM/RGM calculations are found in Ref. [13].

In summary, we report on the first measurements of the differential cross section for the elastic n - ^3H and n - ^2H scattering at 14.1 MeV by using an ICF facility. The resulting n - ^3H data are of higher quality than achieved in previous accelerator experiments reported in the literature and accurate enough to reliably determine the fuel ρR from the yield ratio between scattered neutrons and primary 14.1-MeV neutrons produced in an ICF implosion. The experimental results obtained at CM angles ranging from 59° to 172° are in good agreement with a theory that is based on isospin corrected *ab initio* calculations of the isobaric analogue $p + ^3\text{He}$ reaction. Both measured and calculated cross sections compare well with the current ENDF/B-VII evaluated cross section, which is based on Hale's R -matrix analysis. A total n - ^3H elastic cross section of 941 ± 47 mb was calculated by using the NCSM/RGM method.

The authors thank Dr. Evgeny Epelbaum for providing Faddeev calculations of n - ^2H scattering at 14.1 MeV, which provided the basis for normalizing these experimental results. The work described here was supported in part by NLUF (DOE Grant No. NA0000877), FSC (Rochester Subaward PO No. 415023-G, UR Account No. 5-24431), U.S. DOE (Grant No. DE-FG03-03SF22691), LLE (Grant No. 412160-001G), LLNL (Grant No. B504974), and GA under DOE (Grant No. DE-AC52-06NA27279).

*Also Department of Mechanical Engineering, and Physics and Astronomy, University of Rochester.

- [1] J. A. Frenje *et al.*, *Phys. Plasmas* **17**, 056311 (2010).
- [2] B. K. Spears *et al.*, *Phys. Plasmas* (to be published).
- [3] G. H. Miller *et al.*, *Nucl. Fusion* **44**, S228 (2004).
- [4] J. M. Kootsey, *Nucl. Phys.* **A113**, 65 (1968).
- [5] S. Shirato *et al.*, *Nucl. Phys.* **A267**, 157 (1976).
- [6] W. Debertin *et al.*, EXFOR database, National Nuclear Data Center, Brookhaven, 1967.
- [7] R. M. DeVries *et al.*, *Nucl. Phys.* **A188**, 449 (1972).
- [8] H. S. Sherif and B. S. Podmore, in *Few Particle Problems in Nuclear Interaction*, edited by I. Slaus *et al.* (North-Holland, Amsterdam, 1972), p. 691.
- [9] G. M. Hale, D. C. Dodder, J. D. Seagrave, B. L. Berman, T. W. Phillips, *Phys. Rev. C* **42**, 438 (1990).
- [10] M. B. Chadwick *et al.*, *Nuclear Data Sheets* **107**, 2931 (2006).
- [11] R. Lazauskas *et al.*, *Phys. Rev. C* **71**, 034004 (2005).
- [12] M. Viviani *et al.*, *Few-Body Syst.* **45**, 119 (2009).
- [13] P. Navrátil *et al.*, [arXiv:1009.3965](https://arxiv.org/abs/1009.3965); P. Navrátil, S. Quaglioni, J. D. Anderson, F. S. Dietrich, D. P. McNabb,

- and G. Hale, Lawrence Livermore National Laboratory Report No. LLNL-TR-423504, 2010.
- [14] P. Navrátil, J. P. Vary, and B. R. Barrett, *Phys. Rev. Lett.* **84**, 5728 (2000); *Phys. Rev. C* **62**, 054311 (2000).
- [15] K. Wildermuth and Y. C. Tang, *A Unified Theory of the Nucleus* (Vieweg, Braunschweig, 1977).
- [16] S. Quaglioni and P. Navratil, *Phys. Rev. Lett.* **101**, 092501 (2008); *Phys. Rev. C* **79**, 044606 (2009).
- [17] T. R. Boehly *et al.*, *Opt. Commun.* **133**, 495 (1997).
- [18] V. Yu. Glebov *et al.*, *Rev. Sci. Instrum.* **75**, 3559 (2004).
- [19] F. H. Séguin *et al.*, *Rev. Sci. Instrum.* **74**, 975 (2003).
- [20] The CPS-spectrometer response is described by a 300 and 1000 keV rectangular distribution at 5 and 10 MeV, respectively. For an 8.5-keV plasma the Doppler-broadened *dt*-neutron spectrum is described by a Gaussian distribution with a width of 520 keV (FWHM) [21].
- [21] H. Brysk, *Plasma Phys.* **15**, 611 (1973).
- [22] I. J. Thompson, *Comput. Phys. Rep.* **7**, 167 (1988).
- [23] E. Epelbaum *et al.*, *Phys. Rev. C* **66**, 064001 (2002).
- [24] S. K. Bogner, R. J. Furnstahl, and R. J. Perry, *Phys. Rev. C* **75**, 061001 (2007); D. R. Entem and R. Machleidt, *Phys. Rev. C* **68**, 041001(R) (2003).
- [25] R. L. Hutson, Nelson Jarmie, J. L. Detch, Jr., and J. H. Jett, *Phys. Rev. C* **4**, 17 (1971).