

Thermal Casimir Effect in the Plane-Sphere Geometry

Antoine Canaguier-Durand,¹ Paulo A. Maia Neto,² Astrid Lambrecht,¹ and Serge Reynaud¹

¹Laboratoire Kastler Brossel, CNRS, ENS, Université Pierre et Marie Curie case 74, Campus Jussieu, F-75252 Paris Cedex 05, France

²Instituto de Física, UFRJ, CP 68528, Rio de Janeiro, RJ, 21941-972, Brazil

(Received 4 November 2009; published 29 January 2010)

The thermal Casimir force between two metallic plates is known to depend on the description of material properties. For large separations the dissipative Drude model leads to a force a factor of 2 smaller than the lossless plasma model. Here we show that the plane-sphere geometry, in which current experiments are performed, decreases this ratio to a factor of 3/2, as revealed by exact numerical and large-distance analytical calculations. For perfect reflectors, we find a repulsive contribution of thermal photons to the force and negative entropy values at intermediate distances.

DOI: 10.1103/PhysRevLett.104.040403

PACS numbers: 03.70.+k, 05.70.-a, 12.20.Ds, 78.20.Ci

Interest in the Casimir force, arising due to the confinement of the vacuum fluctuations of electromagnetic fields between two reflecting bodies, has been continuously growing during the last decade and the motivation for measuring it precisely has led to a number of original experiments using various modern technologies [1–7]. The Casimir force depends on a number of factors, including the bodies' material properties [8,9], their surface state [10–12] and shape. Current experiments are performed using a spherical and a plane surface. The force in this plane-sphere geometry is usually calculated within the proximity force approximation (PFA) [13] which averages the force calculated in the plane-plane geometry over the local intersurface distances. Only recently have studies been devoted to Casimir force evaluations going beyond the domain of validity of PFA [14–19].

The influence of temperature on the Casimir effect has given rise to intense discussions over the last decade [20,21], in particular, because the force exhibits an unexpectedly strong correlation with the detailed description of optical properties of the metallic surfaces used in the experiments. The dielectric function of metals is often modeled by the plasma model where the plasma frequency ω_p , depending on the density of conduction electrons, acts as a cutoff frequency above which the reflectivity goes to zero. In the Drude model which also accounts for the relaxation of conduction electrons, the dielectric function at imaginary frequencies $\omega = i\xi$ is given by $\varepsilon(i\xi) = 1 + \frac{\omega_p^2}{\xi(\xi + \gamma)}$, with the relaxation frequency γ related to the reduced dc conductivity $\sigma_0 = \frac{\omega_p^2}{\gamma}$ (see [22]). The plasma model permittivity is obtained from the Drude model one in the limit $\gamma \rightarrow 0$, while the perfect reflector's infinite permittivity is recovered with the further limit $\omega_p \rightarrow \infty$.

While the dissipative Drude model seems a more appropriate description of metallic mirrors, it turns out that recent force measurements are in better agreement with the predictions of the lossless plasma model [1]. In addition, the Casimir force between two plates at large separations turns out to be a factor of 2 smaller when calculated

with the Drude model compared to the one obtained with the plasma or the perfect reflector model. This significant difference is attributed to the vanishing contribution of TE modes at zero frequency for dissipative mirrors entailing that for the Casimir force, contrary to the dielectric function, there is no continuity from the Drude to the plasma model at the limit of a vanishing relaxation [22]. In contrast to the other two models, the Drude model also leads to negative Casimir entropy values between two plates [23].

In the present Letter, we treat plane and spherical metallic surfaces coupled to electromagnetic vacuum and thermal fields with material properties described by either the perfect reflector, plasma, or Drude models, and show that the above mentioned features are considerably altered in this situation. First, the factor of 2 between the long distance forces in Drude and plasma models is reduced to a factor of 3/2 decreasing even more below this value when small spheres are considered. Second, negative entropies are found also for the perfect reflector model, in which case they can only be related to the plane-sphere geometry and not to dissipation. Finally, PFA underestimates the Casimir force within the Drude model for short distances, while it overestimates it at all distances for the perfect reflector and plasma model.

We consider a large parameter space generated by the five length scales involved in the problem: the surface separation L , the sphere radius R , the thermal wavelength $\lambda_T = \hbar c/k_B T$ at temperature T , the plasma wavelength $\lambda_p = 2\pi c/\omega_p$, and the wavelength associated with relaxation frequency $\lambda_\gamma = 2\pi c/\gamma$. The general scattering formula [24] for the Casimir free energy \mathcal{F} between a plane and a sphere is given by

$$\mathcal{F} = k_B T \sum_n' \log \det(1 - \mathcal{M}(\xi_n)), \quad \xi_n = \frac{2\pi n k_B T}{\hbar}$$

$$\mathcal{M}(\xi_n) \equiv \mathcal{R}_S(\xi_n) e^{-\mathcal{K}(\xi_n)L} \mathcal{R}_P(\xi_n) e^{-\mathcal{K}(\xi_n)L}. \quad (1)$$

According to (1), the operator \mathcal{M} contains the reflection operators \mathcal{R}_S and \mathcal{R}_P of the sphere and the plane, respectively, the latter being evaluated with reference points

placed at the sphere center and at its projection on the plane, as well as the translation operators $e^{-\mathcal{K}(\xi_n)L}$ describing one-way propagation between the reference points on a distance $\mathcal{L} = L + R$; the primed sum is a sum over the Matsubara frequencies ξ_n ($n \geq 0$) with the $n = 0$ term counted for a half.

The upper expression is conveniently written through a decomposition on suitable plane-wave and multipole bases. The resulting elements of the matrix \mathcal{R}_p are proportional to the Fresnel reflection coefficients r_p with $p = \text{TE}$ and TM for the two electromagnetic polarizations, while those of \mathcal{R}_s are proportional to the Mie coefficients a_ℓ, b_ℓ [25] for electric and magnetic multipoles at order $\ell = 1, 2, \dots$, respectively. Because of rotational symmetry around the z axis, each eigenvalue of the angular momentum m gives a separate contribution to the Casimir free energy $\mathcal{F}^{(m)}$, obtained through the same formula as (1), with \mathcal{M} reduced to the block matrix $\mathcal{M}^{(m)}$ collecting the couplings for a fixed value of m . The numerical computations presented below are done after truncating the vector space at some maximum value ℓ_{max} of the orbital number ℓ . The results are thus accurate only for R/L smaller than some value which increases with ℓ_{max} , typically $R/L < 10$ for our $\ell_{\text{max}} = 34$, remaining a factor of 10 below current experimental values $R/L > 10^2$.

The results of the numerical computations are shown on Fig. 1 for perfect reflectors. We have calculated the Casimir force F^{perf} between the plane and the sphere at ambient temperature and then plotted the ratio ϑ^{perf} of this force to its value at zero temperature:

$$F^{\text{perf}}(L, T) \equiv -\frac{\partial \mathcal{F}^{\text{perf}}}{\partial L}, \quad \vartheta^{\text{perf}} \equiv \frac{F^{\text{perf}}(L, T)}{F^{\text{perf}}(L, 0)}. \quad (2)$$

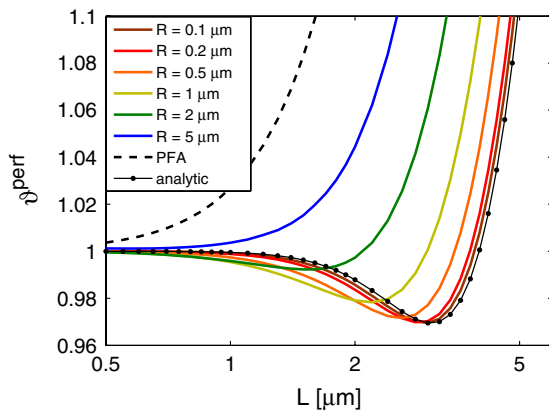


FIG. 1 (color online). Thermal Casimir force at $T = 300$ K computed between perfectly reflecting sphere and plane, divided by the zero temperature force. Solid lines from bottom to top correspond to increasing values of sphere radii. The upper dashed curve represents the PFA expression while the lower dotted curve is the analytical asymptotic expression in the $L \gg R$ limit.

The various solid curves are drawn for different radii R of the sphere as a function of the distance L , with increasing values of R from bottom to top; the upper dashed curve on Fig. 1 represents the quantity $\vartheta_{\text{PFA}}^{\text{perf}}$ as it would be obtained from (2) by using PFA; the lower dotted curve is an analytical asymptotic expression discussed below.

Figure 2 shows the variation of the ratio ϑ^{Drud} , defined as in (2) for the Drude model with $\lambda_p = 136$ nm, $\lambda_v/\lambda_p = 250$, and $\lambda_T = 7.6$ μm . The dashed curve on Fig. 2 represents $\vartheta_{\text{PFA}}^{\text{Drud}}$ as obtained for the Drude model by using PFA. We do not plot the variation of ϑ^{plas} , defined as in (2) for the plasma model, since it is as expected quite close to the one shown on Fig. 1 for perfect mirrors.

In most cases, the ratio ϑ , starting from unity at small distances, decreases below unity when the distance increases, then reaches a minimum before increasing at very large distances. While such behavior was already observed for dissipative Drude mirrors in the plane-plane geometry [21,23] (the dashed PFA curve on Fig. 2 is also below unity for $L \lesssim 4$ μm), or in the atom-surface configuration out of equilibrium [26], our computations show quite unexpectedly that in the sphere-plane geometry such a behavior takes place even for the perfect reflector and plasma models at thermodynamical equilibrium. Hence, for all three models the contribution of the thermal photons to the Casimir force can be repulsive, which suggests that the entropy could be negative for some values of the parameters (see below).

A second important feature comes out in a striking manner from the comparison of Figs. 1 and 2: the PFA always overestimates the effect of temperature on the force between mirrors described by a perfect reflector or plasma model; in contrast, it underestimates the temperature effect for the Drude model at small distances, while it overestimates it at large distances. The overestimation is, however, smaller than for perfect mirrors. As a consequence, for small separations the Drude and plasma models lead to

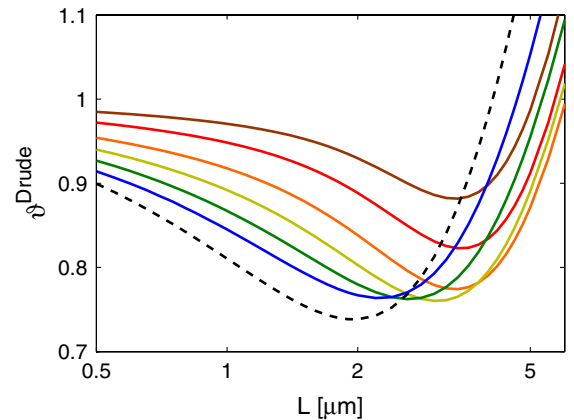


FIG. 2 (color online). Same plot as in Fig. 1 for the Casimir force at $T = 300$ K computed with the Drude model, divided by its value at zero temperature. The dashed curve correspond to the PFA expression.

Casimir force values much closer than predicted by PFA. These results clearly demonstrate the strong correlation between the effects of plane-sphere geometry, temperature and dissipation.

In the following we will corroborate the previous numerical results by presenting analytical calculations of the thermal Casimir energy in the limit of large distances ($L \gg R$). Since the number of modes ℓ_{\max} needed to get an accurate result decreases when L/R increases, we may take $\ell_{\max} = 1$ in this limit. Another consequence of this limit is that the reduced frequency $\tilde{\xi} \equiv \xi R/c$ is very small, since the characteristic frequencies, which give the main contribution to the Casimir force, scale as $\xi \sim c/L$.

For perfect reflectors, where $\lambda_p = 0$, the dielectric function ε is infinite at all frequencies and we obtain the following low-frequency expansions for the Mie coefficients a_1 and b_1 describing the scattering on the sphere:

$$a_1^{\text{perf}} = -\frac{2\tilde{\xi}^3}{3}, \quad b_1^{\text{perf}} = \frac{\tilde{\xi}^3}{3}. \quad (3)$$

The other steps in the calculation of the Casimir force may then be done analytically and the sum over all Matsubara frequencies may be given in a closed form. One obtains in this manner the following approximation of the Casimir free energy:

$$\mathcal{F}^{\text{perf}} = -\frac{3\hbar c R^3}{4\lambda_T L^3} \phi(\nu), \quad \nu \equiv \frac{2\pi L}{\lambda_T}, \quad (4)$$

$$\phi(\nu) \equiv \frac{\nu \sinh \nu + \cosh \nu (\nu^2 + \sinh^2 \nu)}{2 \sinh^3 \nu}, \quad L \gg R.$$

The fact that the upper expression is a relevant approximation is shown on Fig. 1: the lower dotted curve, representing the value of the ratio $\mathcal{F}^{\text{perf}}$ deduced as in (2) through a derivation of expression (4), is close to curves computed for small radii $R \ll L$. Using (4), it is straightforward to derive an analytical expression of the entropy $S \equiv -\partial \mathcal{F} / \partial T$:

$$S^{\text{perf}} = \frac{3k_B R^3}{4L^3} (\phi(\nu) + \nu \phi'(\nu)), \quad L \gg R, \quad (5)$$

which gives negative values for $\nu \lesssim 1.5$, that is $L \lesssim 1.8 \mu\text{m}$ at $T = 300 \text{ K}$.

In addition, we can derive from (4) low- and high-temperature expressions for the free energy:

$$\mathcal{F}^{\text{perf}} \simeq -\frac{9\hbar c R^3}{16\pi L^4} \left(1 - \frac{\nu^4}{135} + \frac{4\nu^6}{945}\right), \quad \lambda_T \gg L \gg R,$$

$$\mathcal{F}^{\text{perf}} \simeq -\frac{3\hbar c R^3}{8\lambda_T L^3}, \quad L \gg \lambda_T, R. \quad (6)$$

Equation (6) is the large-distance high-temperature limit which can be generalized to metallic scatterers described by either the plasma or the Drude model. Starting with the lossless plasma model ($\gamma = 0$) we obtain for $L \gg \lambda_p$

Fresnel coefficients with unit modulus $r_{\text{TE}} \approx -1$, $r_{\text{TM}} \approx 1$, while the low-frequency expansion of the Mie coefficients [27], and the resulting free energy, are read, introducing the parameter $\alpha \equiv \frac{2\pi R}{\lambda_p}$:

$$a_1^{\text{plas}} \simeq -\frac{2\tilde{\xi}^3}{3}, \quad b_1^{\text{plas}} \simeq \left(\frac{1}{3} + \frac{1}{\alpha^2} - \frac{\coth \alpha}{\alpha}\right) \tilde{\xi}^3, \quad (7)$$

$$\mathcal{F}^{\text{plas}} \simeq -\frac{3\hbar c R^3}{8\lambda_T L^3} \left(1 + \frac{1}{\alpha^2} - \frac{\coth \alpha}{\alpha}\right), \quad L \gg \lambda_T, R.$$

The result for perfect reflection is reproduced by (7) when both $L, R \gg \lambda_p$.

For the dissipative Drude model ($\gamma \neq 0$), the low-frequency limit of the two Fresnel coefficients have the well-known form $r_{\text{TE}} \rightarrow 0$, $r_{\text{TM}} \approx 1$. The low-frequency expansion of the Mie coefficients and the ensuing free energy are read

$$a_1^{\text{Drud}} \simeq -\frac{2\tilde{\xi}^3}{3} + \frac{c\tilde{\xi}^4}{\sigma_0 R}, \quad b_1^{\text{Drud}} \simeq \frac{\sigma_0 R \tilde{\xi}^4}{45c}, \quad (8)$$

$$\mathcal{F}^{\text{Drud}} \simeq -\frac{\hbar c R^3}{4\lambda_T L^3}, \quad L \gg \lambda_T, R.$$

The long distance free energy for the Drude model amounts to $\frac{2}{3}$ of the value for perfect mirrors whereas this ratio is $\frac{1}{2}$ in the plane-plane geometry. The latter result is explained by the fact that the TE reflection coefficient vanishes at zero frequency so that only the TM modes contribute [20,21]. The change of the ratio $\frac{1}{2}$ to $\frac{2}{3}$ in the plane-sphere geometry has to be attributed to the redistribution of the TE and TM contributions into electric and magnetic spherical eigenmodes.

Formally the results for the Drude model (8) can be obtained from the plasma model results (7) by taking the limit $R \ll \lambda_p$. In this limit, however, we should take into account the effect of quantum confinement in the small sphere, which is out of the scope of the present Letter. Two further features in (8) must be emphasized. First, the coefficient b_1 is vanishingly small in the Drude model but not in the plasma model; the latter can thus not be obtained by turning the relaxation frequency γ to zero (or σ_0 to ∞). In addition, the free energy for the Drude model is independent of the values of λ_p and γ , whereas the one for the plasma model depends on λ_p .

On Fig. 3, we illustrate the comparison of the two models by plotting the ratio of the thermal Casimir forces F^{plas} calculated with the plasma model and F^{Drud} obtained with the Drude model. Again, the plots correspond to $\lambda_p = 136 \text{ nm}$ and $\lambda_\gamma / \lambda_p = 250$. The results of our calculations are shown by the solid curves with the sphere radius increasing from bottom to top as in Fig. 1. The ratio $F^{\text{plas}} / F^{\text{Drud}}$ varies in the plane-sphere geometry as a function of the sphere radius, which clearly demonstrates the strong interplay between the effects of temperature, dissipation and geometry. For large spheres ($R \gg \lambda_p$), the ratio converges at long distances to the value $3/2$ which has

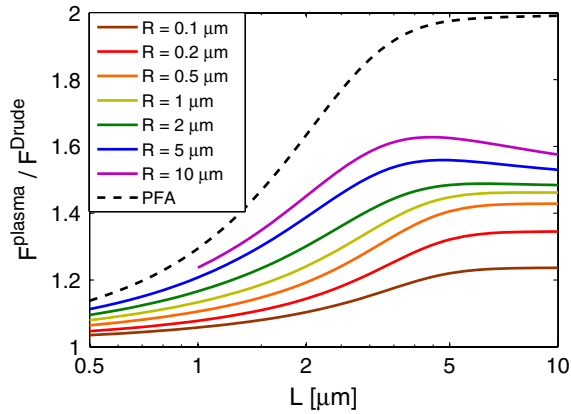


FIG. 3 (color online). Ratio of thermal Casimir force at $T = 300$ K calculated with the plasma model and the Drude model, as a function of surface separation L for different radii of the sphere. The solid curves from bottom to top correspond to increasing values of sphere radii. The dashed curve is the PFA prediction.

been obtained analytically in the preceding paragraphs, whereas it remains smaller for small spheres (down to 1.2 for $R \sim 100$ nm). The dashed curve gives the variation of the same ratio as calculated within the PFA which leads to a factor of 2 in the limits of large distances or high temperatures. We emphasize that the factor of 2 deduced within PFA is never approached at the large-distance limit within the calculations performed in the plane-sphere geometry.

To summarize we have computed exact results for the Casimir free energy and force at nonzero temperature in the plane-sphere geometry. We have given plain evidence for a strong correlation between the effects of geometry, temperature, and dissipation based on the perfect reflector, plasma, and Drude model to describe material properties. The correlation becomes clearly visible in the relative approaching of the Casimir force values computed with the Drude and plasma model, the appearance of negative entropies evidently not related to the presence of dissipation and the fact that PFA underestimates the Casimir force for the Drude model at short distances while it overestimates it for the plasma model. If the latter feature were conserved for the experimental parameter region $R/L (>10^2)$, the actual values of the Casimir force calculated within plasma and Drude model could turn out to be closer than what PFA suggests, eventually diminishing the discrepancy between experimental results and predictions of the thermal Casimir force using the Drude model. Settling this question is an open and highly topical program in Casimir physics.

The authors thank G.-L. Ingold for many fruitful discussions, CAPES-COFECUB and the French Contract No. ANR-06-Nano-062 for financial support, and the ESF Research Networking Programme CASIMIR [28] for providing excellent opportunities for discussions on

the Casimir effect and related topics. P. A. M. N. thanks CNPq and Faperj for financial support.

- [1] R. S. Decca, D. López, E. Fischbach, G. L. Klimchitskaya, D. E. Krause, and V. M. Mostepanenko, *Phys. Rev. D* **75**, 077101 (2007) and references therein for prior experiments.
- [2] H. B. Chan, Y. Bao, J. Zou, R. A. Cirelli, F. Klemens, W. M. Mansfield, and C. S. Pai, *Phys. Rev. Lett.* **101**, 030401 (2008).
- [3] P. J. van Zwol, G. Palasantzas, and J. Th. M. De Hosson, *Phys. Rev. B* **77**, 075412 (2008).
- [4] J. N. Munday, F. Capasso, and V. A. Parsegian, *Nature (London)* **457**, 170 (2009).
- [5] G. Jourdan, A. Lambrecht, F. Comin, and J. Chevrier, *Europhys. Lett.* **85**, 31001 (2009).
- [6] M. Masuda and M. Sasaki, *Phys. Rev. Lett.* **102**, 171101 (2009).
- [7] S. de Man, K. Heck, R. J. Wijngaarden, and D. Iannuzzi, *Phys. Rev. Lett.* **103**, 040402 (2009).
- [8] E. M. Lifshitz, *Sov. Phys. JETP* **2**, 73 (1956).
- [9] A. Lambrecht and S. Reynaud, *Eur. Phys. J. D* **8**, 309 (2000).
- [10] G. L. Klimchitskaya, U. Mohideen, and V. M. Mostepanenko, *Phys. Rev. A* **61**, 062107 (2000).
- [11] P. A. Maia Neto, A. Lambrecht, and S. Reynaud, *Phys. Rev. A* **72**, 012115 (2005).
- [12] A. Lambrecht and V. N. Marachevsky, *Phys. Rev. Lett.* **101**, 160403 (2008).
- [13] B. V. Deriagin, I. I. Abrikosova, and E. M. Lifshitz, *Q. Rev. Chem. Soc.* **10**, 295 (1956).
- [14] D. E. Krause, R. S. Decca, D. Lopez, and E. Fischbach, *Phys. Rev. Lett.* **98**, 050403 (2007).
- [15] P. A. Maia Neto, A. Lambrecht, and S. Reynaud, *Phys. Rev. A* **78**, 012115 (2008).
- [16] K. Klingmüller and H. Gies, *J. Phys. A* **41**, 164042 (2008).
- [17] O. Kenneth and I. Klich, *Phys. Rev. B* **78**, 014103 (2008).
- [18] T. Emig, *J. Stat. Mech.* (2008) P04007.
- [19] A. Canaguier-Durand, P. A. Maia Neto, I. Cervero-Pelaez, A. Lambrecht, and S. Reynaud, *Phys. Rev. Lett.* **102**, 230404 (2009).
- [20] M. Boström and B. E. Sernelius, *Phys. Rev. Lett.* **84**, 4757 (2000).
- [21] I. Brevik, S. A. Ellingsen, and K. A. Milton, *New J. Phys.* **8**, 236 (2006), and references therein.
- [22] G.-L. Ingold, A. Lambrecht, and S. Reynaud, *Phys. Rev. E* **80**, 041113 (2009).
- [23] V. B. Bezerra, G. L. Klimchitskaya, and V. M. Mostepanenko, *Phys. Rev. A* **65**, 052113 (2002).
- [24] A. Lambrecht, P. A. Maia Neto, and S. Reynaud, *New J. Phys.* **8**, 243 (2006).
- [25] C. F. Bohren and D. R. Huffman, *Absorption and Scattering of Light by Small Particles* (Wiley, New York, 1983).
- [26] M. Antezza, L. P. Pitaevskii, and S. Stringari, *Phys. Rev. Lett.* **95**, 113202 (2005).
- [27] D. B. Tanner, *Phys. Rev. B* **30**, 1042 (1984).
- [28] <http://www.casimir-network.com>