

Defect Formation Energies without the Band-Gap Problem: Combining Density-Functional Theory and the GW Approach for the Silicon Self-Interstitial

Patrick Rinke,^{1,2} Anderson Janotti,¹ Matthias Scheffler,^{1,2,3} and Chris G. Van de Walle¹

¹Materials Department, University of California, Santa Barbara, California 93106, USA

²Fritz-Haber-Institut der Max-Planck-Gesellschaft, Faradayweg 4-6, 14195 Berlin, Germany

³Chemistry Department, University of California, Santa Barbara, California 93106, USA

(Received 9 July 2008; published 14 January 2009)

We present an improved method to calculate defect formation energies that overcomes the band-gap problem of Kohn-Sham density-functional theory (DFT) and reduces the self-interaction error of the local-density approximation (LDA) to DFT. We demonstrate for the silicon self-interstitial that combining LDA with quasiparticle energy calculations in the G_0W_0 approach increases the defect formation energy of the neutral charge state by ~ 1.1 eV, which is in good agreement with diffusion Monte Carlo calculations (E. R. Batista *et al.*, Phys. Rev. B **74**, 121102(R) (2006); W.-K. Leung *et al.* Phys. Rev. Lett. **83**, 2351 (1999)). Moreover, the G_0W_0 -corrected charge transition levels agree well with recent measurements.

DOI: 10.1103/PhysRevLett.102.026402

PACS numbers: 71.15.Mb, 71.15.Qe, 71.20.Nr, 71.55.Cn

Defects often noticeably influence the electrical and optical properties of a material by introducing defect states into the band gap. Reaching a microscopic understanding of the physical and chemical properties of defects in solids has long been a goal of first-principles electronic structure methods. Probably the most widespread theoretical method in this realm today is density-functional theory (DFT) in the local-density (LDA) and generalized gradient approximation (GGA), but certain intrinsic deficiencies limit their predictive power. Artificial self-interaction and the absence of the derivative discontinuity in the exchange-correlation potential [1] present the most notable deficiencies in this context. They give, among other things, rise to the band-gap problem—the fact that the band gap in LDA and GGA underestimates the quasiparticle gap [1,2]. In this Letter we show that the band-gap problem in LDA/GGA not only affects the reliable computation of defect levels, but in certain cases (e.g., filled defect states in the band gap) also that of formation energies. We present a formalism for calculating formation energies of defects in solids that combines LDA with quasiparticle energy calculations in the G_0W_0 approximation [3] to reduce the self-interaction error and to overcome the band-gap problem. In some cases a heuristic “scissor operator” approach may approximately correct the problem. However, particularly when the experimental answer is unknown, a more accurate method is needed.

We illustrate our approach with the example of a self-interstitial in silicon (Si_i), a defect of high technological relevance [4–6]. In the neutral charge state the Si_i has several stable and metastable atomic configurations [7,8] (see Fig. 1), in all of which two electrons occupy a defect level in the band gap. The LDA formation energies of all these configurations are underestimated severely (by ~ 1.5 eV) compared to diffusion Monte Carlo (DMC) calculations [9,10]. However, no insight into this discrepancy is provided by the DMC calculations.

In our formalism the formation of the neutral defect is expressed as successive charging of its $2+$ charge state, for which the defect level is unoccupied. This allows us to decompose the formation energy into that of the $2+$ state ($E^f(2+)$), a lattice and an electron addition part. This decomposition is not only insightful for analyzing the underestimation of the LDA formation energy, but also permits us to apply the most suitable method for each type of contribution [11]. For the lattice part we retain the LDA and argue that the relaxation energies and $E^f(2+)$ are not as strongly affected by the deficiencies of the LDA as in the positive and the neutral case since the defect level in the band gap is unoccupied. For the electron affinities, on the other hand, we employ Hedin’s GW method [3]. Since self-consistency in GW is still discussed controversially [2] we obtain the quasiparticle corrections to the LDA Kohn-Sham energies from first order perturbation theory (G_0W_0), which is currently the method of choice

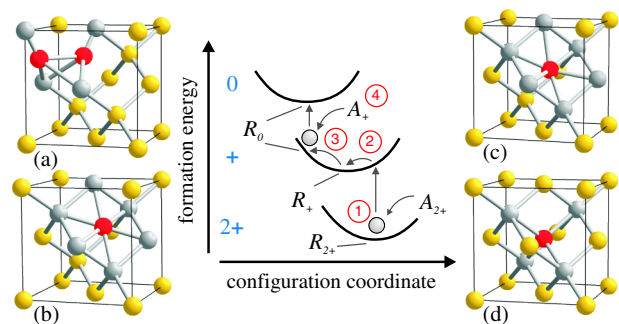


FIG. 1 (color online). (a) Split $\langle 110 \rangle$, (b) hexagonal, (c) C_{3v} and (d) tetrahedral configuration of the Si_i . Defect atoms are shown in red and nearest neighbors in gray. The middle panel depicts the formation of the neutral Si_i from the $2+$ charge state. A_+ and A_{2+} are short for the electron affinities $A(+, \mathbf{R}_0)$ and $A(2+, \mathbf{R}_{2+})$ (see text), respectively, and \mathbf{R}_q denotes the atomic positions in charge state q .

for computing quasiparticle band structures in solids [2,12]. While not completely self-interaction free [13] G_0W_0 significantly reduces the self-interaction error. With this combined approach the formation energy in the neutral charge state increases by ~ 1.1 eV compared to the LDA. Recent DFT calculations employing the HSE hybrid functional, which also significantly reduces the self-interaction error, yield a similar improvement [10] and lend further substance to this notion. Moreover, the G_0W_0 -corrected charge transition levels agree well with recent experimental measurements [4].

We will present our combined DFT + G_0W_0 approach for the example of the Si_i , but it can easily be generalized to defects in other materials. An additional silicon atom in an interstitial site can adopt different configurations with similar formation energies (cf. Fig. 1). In the tetrahedral (tet) geometry the extra silicon atom gives rise to an a_1 and a threefold degenerate t_2 state. The latter is empty and in resonance with the conduction band. The partial occupation of the degenerate t_2 state triggers a Jahn-Teller distortion along the $\langle 111 \rangle$ -axis into a geometry with C_{3v} symmetry, also referred to as “displaced hexagonal structure” in previous studies [14]. The addition of a second electron displaces the atom further in the $\langle 111 \rangle$ direction stabilizing the neutral charge state. This sequence is illustrated in Fig. 2. Moving the interstitial atom along the $\langle 111 \rangle$ direction into the center of a six-membered ring [hexagonal (hex) configuration] lowers the neutral state further in energy. It reaches its lowest position in the split $\langle 110 \rangle$ configuration, where the added atom and a host atom share an interstitial site oriented in the $\langle 110 \rangle$ direction.

For the $2+$ charge state the tetrahedral is the most stable configuration [8] (see also Table I) and we will use it as a starting point for building our scheme. The positive charge state is then formed by adding one electron as depicted in steps 1 and 2 in Fig. 1. Mathematically this can be expressed by starting from the expression for the formation energy in the positive charge state

$$E_D^f(+, \epsilon_F) = E(+, \mathbf{R}_+^D) - E_{\text{ref}} + \epsilon_F. \quad (1)$$

$E(q, \mathbf{R}_q^D)$ is the total energy in charge-state q and atomic

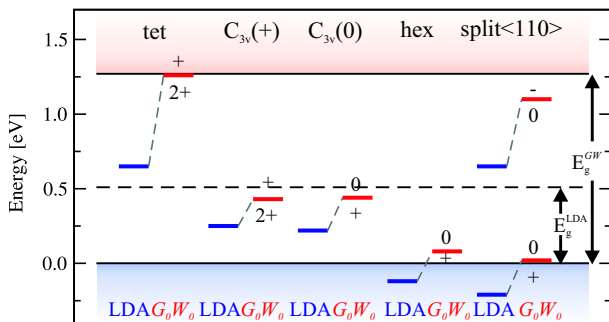


FIG. 2 (color online). Vertical electron affinities for different configurations of the Si_i : LDA Slater transition states (blue) and G_0W_0 quasiparticle energies (red).

positions $\mathbf{R}_{q'}^D$ of defect configuration D in charge-state q' . E_{ref} is a suitably chosen reference system, here bulk silicon, and ϵ_F the Fermi level of the electrons referenced to the top of the valence band. Adding and subtracting first $E(+, \mathbf{R}_{2+}^{\text{tet}})$ and then $E(2+, \mathbf{R}_{2+}^{\text{tet}})$ leads to

$$E_D^f(+, \epsilon_F) = \Delta(+, \mathbf{R}_+^D, \mathbf{R}_{2+}^{\text{tet}}) + A(2+, \mathbf{R}_{2+}^{\text{tet}}) + E_{\text{tet}}^f(2+, \epsilon_F = 0) + \epsilon_F. \quad (2)$$

The energy difference $E(+, \mathbf{R}_{2+}^{\text{tet}}) - E(2+, \mathbf{R}_{2+}^{\text{tet}})$ defines the vertical electron affinity $A(2+, \mathbf{R}_{2+}^{\text{tet}})$ of the $2+$ state (in its tetrahedral configuration), step 1 in Fig. 1, referenced to the top of the valence band, whereas $E(+, \mathbf{R}_+^D) - E(+, \mathbf{R}_{2+}^{\text{tet}})$ gives the subsequent relaxation energy $\Delta(+, \mathbf{R}_+^D, \mathbf{R}_{2+}^{\text{tet}})$ in the positive charge state (step 2).

Similarly the neutral charge state emerges from the positive one by addition of an electron. Mathematically we again achieve this by adding and subtracting first $E(+, \mathbf{R}_0^D)$ and then $E(+, \mathbf{R}_+^D)$ to and from the expression for the neutral formation energy $E_D^f(0, \epsilon_F) = E(0, \mathbf{R}_0^D) - E_{\text{ref}}$:

$$E_D^f(0, \epsilon_F) = A(+, \mathbf{R}_0^D) + \Delta(+, \mathbf{R}_0^D, \mathbf{R}_+^D) + E_f^D(+, \epsilon_F = 0). \quad (3)$$

Again $A(+, \mathbf{R}_0^D)$ denotes a vertical electron affinity $E(0, \mathbf{R}_0^D) - E(+, \mathbf{R}_0^D)$ (step 4) and $\Delta(+, \mathbf{R}_0^D, \mathbf{R}_+^D) = E(+, \mathbf{R}_0^D) - E(+, \mathbf{R}_+^D)$ the relaxation energy from the neutral to the positive geometry in the positive charge state (step 3). An expression for the negative charge state can be obtained completely analogously once $E_f^D(0, \epsilon_F = 0)$ has been computed.

The decomposition in Eq. (2) and (3) is not only appealing from an intuitive point of view, but also groups the required total-energy differences into two categories: lattice contributions in a fixed charge state and electron addition energies at fixed geometry. This permits us to go beyond a pure DFT description in an easy fashion by employing the most suitable method for each type of contribution [11]. Since we expect relaxation energies in the same charge state to be given reliably by LDA we retain DFT for the lattice part. For the electron addition energies, i.e., changes in charge state, which are typically problematic in LDA, we instead resort to the G_0W_0 method.

The last remaining quantity to be assigned is $E_{\text{tet}}^f(2+, \epsilon_F = 0)$, which we compute in the LDA. Unlike for the neutral state, the absence of DMC reference data unfortunately does not permit an assessment of the LDA error in this case. However, since the conduction-band-derived defect levels are unoccupied the effect of the self-interaction and the band-gap error on the formation energy should be small. We therefore expect LDA to be more reliable for the tetrahedral $2+$ state than for the neutral or the positive states.

The LDA calculations in the present work have been performed with the plane-wave, pseudopotential code

TABLE I. G_0W_0 vertical electron affinities for different Si_i configurations D and LDA relaxation energies. $\Delta(-, R_0^D, R_0^D)$ is -0.028 eV for the split $\langle 110 \rangle$ and $A(2+, \mathbf{R}_{2+}^{\text{tet}})$ amounts to 1.26 eV in G_0W_0 . The tetrahedral configuration is taken as the $2+$ state of the C_{3v} . Corrections for charged supercells (see text) have been added. All values are given in eV.

D	$A(+, \mathbf{R}_0^D)$	$\Delta(+, \mathbf{R}_+^D, \mathbf{R}_{2+}^{\text{tet}})$	$\Delta(+, \mathbf{R}_0^D, \mathbf{R}_+^D)$	$E_D^f(2+)$		$E_D^f(+)$		$E_D^f(0)$	
				LDA	LDA	G_0W_0	LDA	G_0W_0	
hex	0.08	0.402	0.012	3.73	3.41	4.31	3.40	4.40	
split $\langle 110 \rangle$	0.02	0.502	0.030	3.91	3.49	4.41	3.29	4.46	
C_{3v}	0.44	-0.021	0.182	2.65	3.00	3.89	3.36	4.51	

S/PHI/nX [15]. 64-atom supercells were used throughout, unless otherwise noted. To remove the contributions arising from the homogeneous compensation charge density that is added to charged supercell calculations we have performed calculations for supercells with 64, 216, and 512 atoms. In these the interstitial atom was placed in the tetrahedral ($2+$) and the C_{3v} ($+$) position of a perfect (undistorted) Si lattice. Fitting the formation energies up to cubic order in the inverse cell length and extrapolating to infinite length we obtain corrections to the 64-atom cell of 0.17 and 0.04 eV for the $2+$ and $+$ state, respectively. Our extrapolated formation energy for the unrelaxed tetrahedral $2+$ state of 3.19 eV agrees well the 3.31 eV obtained by Wright and Modine for a slightly larger lattice constant [16]. With this correction the formation energy of the relaxed tetrahedral $2+$ configuration amounts to 2.65 eV. Applying a recently developed improved correction scheme [17] yields a corrected value of 2.66 eV, in excellent agreement with our extrapolated value.

For the G_0W_0 calculations [18] we have employed the G_0W_0 space-time code GWST [19–21]. For computational convenience we calculate the electron affinity of positive charge states [$A(+, R_0^D)$] by their inverse process, the electron removal from the neutral state, since no spin polarization or partially filled defect states are encountered then. Separate G_0W_0 calculations for bulk silicon yield a band gap of 1.27 eV in good agreement with previous pseudopotential G_0W_0 calculations [12].

The computed vertical electron affinities are shown in Fig. 2. For comparison the LDA affinities calculated as Slater transition states [22] at half occupation have been included. The G_0W_0 corrections for the $+/0$ state are similar for the three configurations and relatively small (~ 0.2 eV). For states that in the LDA are in resonance with the conduction band, however, the G_0W_0 corrections are much more pronounced. Since these states have a contribution from delocalized conduction-band states the delocalization error of the LDA [23] leads to a breakdown of Slater transition state theory. The resulting severe underestimation of the vertical affinities is akin to the band-gap problem. In LDA the band gap $E_g = I - A$, where I is the ionization potential and A the electron affinity, is underestimated regardless of whether I and A are calculated as total-energy differences or by Kohn-Sham eigenvalues, because the exchange-correlation functional is a continuous function of the electron density and therefore does not

exhibit a derivative discontinuity. Many-body perturbation theory in the GW approach, on the other hand, does not suffer from this problem.

Having identified the relevant electron affinities we can now return to the formation energies in Eqs. (2) and (3). Table I shows that already upon adding the first electron to the $2+$ state we observe a large correction (~ 0.9 eV) for the formation energy of the positive state. This error subsequently carries over to the neutral charge state, and adding the second electron incurs a further increase. The G_0W_0 -corrected formation energies are now on average 1.1 eV larger than in the LDA. Since the quasiparticle shift of the empty defect state in the split $\langle 110 \rangle$ configuration is smaller than the band-gap opening the state is moved into the band gap ($A(0, \mathbf{R}_0^{\text{split}}) = 1.1$ eV). As a result the negative charge state becomes stable in G_0W_0 , which is not the case in LDA, and has a formation energy of 5.53 eV.

For the neutral charge state our G_0W_0 corrected formation energies compare well with recent DMC calculations that find an average increase of ~ 1.5 eV (with a statistical error bar of ± 0.09 eV) and DFT HSE hybrid functional calculations that significantly reduce the self-interaction error and yield an average increase of ~ 1.2 eV [10]. Earlier DMC calculations give a larger average increase of 1.7 eV compared to the LDA, but also a much larger statistical error bar (± 0.48 eV) [9]. Assuming a migration barrier of ~ 0.2 eV [9] our computed activation enthalpy (formation energy + migration barrier) of ~ 4.7 eV for the neutral split $\langle 110 \rangle$ interstitial is also in very good agreement with the experimentally determined value of 4.95 eV [24].

Finally we address the stability of the different defect configurations when the Fermi energy is varied throughout the band gap (cf. Fig. 3). For clarity this is shown only for the split $\langle 110 \rangle$ configuration (lower panels) and the configuration with lowest energy at a given Fermi level (upper panels). The situation for the hex and C_{3v} configurations is qualitatively similar to that of the split $\langle 110 \rangle$. If each configuration is considered separately, the formation energy diagram looks startlingly different in LDA and G_0W_0 . Since LDA underestimates the formation energies of the $+$ and 0 state relative to the $2+$ it does not exhibit the negative- U behavior ($E_D^f(+)$ $>$ $\{E_D^f(0), E_D^f(2+)\}$ for all Fermi energies) observed in G_0W_0 . In addition G_0W_0 stabilizes the negative charge state for the split $\langle 110 \rangle$ interstitial. If, on the other hand, the configuration with

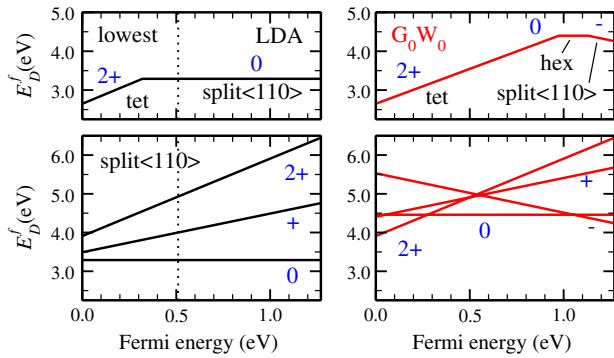


FIG. 3 (color online). Formation energies (E_D^f) as a function of Fermi energy in LDA (left) and G_0W_0 (right). The lower panels show the split $\langle 110 \rangle$ as representative configuration and the upper panel the configuration with the lowest energy for a given Fermi level. The dotted line marks the LDA band gap.

the lowest energy is considered, LDA and G_0W_0 superficially give a more similar picture: the tetrahedral 2+ state is stable for 60%–70% of the respective band gaps. While LDA then gives preference to the neutral split $\langle 110 \rangle$ for larger Fermi levels, the G_0W_0 corrections marginally stabilize the neutral hex configuration, in agreement with the earlier DMC calculations [9]. The actual energies and transition levels between LDA and G_0W_0 , however, differ appreciably.

Every point at which two lines in Fig. 3 cross corresponds to a charge-state transition level $\varepsilon_{q/q'}$. Bracht *et al.* have recently determined these for the silicon self-interstitial in high temperature diffusion experiments [4]. They identified two levels, at ≈ 0.1 – 0.2 eV and at ≈ 0.4 eV above the valence-band maximum, that they ascribed to $\varepsilon_{0/+}$ and $\varepsilon_{+/2+}$, respectively. These would most closely correspond to the G_0W_0 -corrected charge-state transition levels $\varepsilon_{0/+} = 0.09$ eV and $\varepsilon_{+/2+} = 0.58$ eV for the hexagonal configuration or $\varepsilon_{0/+} = 0.05$ eV and $\varepsilon_{+/2+} = 0.50$ eV for the split $\langle 110 \rangle$, while those of the C_{3v} configuration are noticeably different (0.62 and 1.24 eV). Although lowest in formation energy and therefore highest in concentration, the C_{3v} 2+ configuration (which is identical to tet 2+) most likely plays a negligible role in the diffusion experiments, since its diffusion would have to proceed through a hexagonal site. The activation energy for this process (formation energy + energy barrier at the experimental situation of a Fermi level close to the middle of the band gap [4]) would thus be considerably larger than the activation energy for diffusion processes involving the other configurations. Refinements in the diffusion models (e.g., inclusion of multiple configurations and charge-state dependent diffusion barriers) may be able to clarify the role of the tet 2+ configuration in future experimental studies.

We gratefully acknowledge fruitful discussions with K. Delaney, C. Freysoldt, J. Neugebauer, and E. K. U. Gross. This work was supported by the NSF MRSEC Program under grant No. DMR05-20415 and the Nanoquanta Network of Excellence (NMP4-CT-2004-500198). P. Rinke acknowledges the Deutsche Forschungsgemeinschaft, the UCSB-MPG Exchange and the NSF-IMI Program (DMR04-09848) for financial support. Some computations were performed at the San Diego Supercomputer Center under grant number DMR070072N.

- [1] R. W. Godby, M. Schlüter, and L. J. Sham, Phys. Rev. Lett. **56**, 2415 (1986).
- [2] P. Rinke *et al.*, New J. Phys. **7**, 126 (2005); Phys. Status Solidi B **245**, 929 (2008).
- [3] L. Hedin, Phys. Rev. **139**, A796 (1965).
- [4] H. Bracht *et al.*, Phys. Rev. B **75**, 035211 (2007).
- [5] P. G. Coleman and C. P. Burrows, Phys. Rev. Lett. **98**, 265502 (2007).
- [6] Y. Shimizu, M. Uematsu, and K. M. Itoh, Phys. Rev. Lett. **98**, 095901 (2007).
- [7] Y. Bar-Yam and J. D. Joannopoulos, Phys. Rev. Lett. **52**, 1129 (1984).
- [8] R. Car *et al.*, Phys. Rev. Lett. **52**, 1814 (1984).
- [9] W.-K. Leung *et al.*, Phys. Rev. Lett. **83**, 2351 (1999).
- [10] E. R. Batista *et al.*, Phys. Rev. B **74**, 121102(R) (2006).
- [11] M. Hedström *et al.*, Phys. Rev. Lett. **97**, 226401 (2006).
- [12] W. G. Aulbur, L. Jönsson, and J. W. Wilkins, Solid State Phys. **54**, 1 (2000).
- [13] W. Nelson *et al.*, Phys. Rev. A **75**, 032505 (2007).
- [14] O. K. Al-Mushadani and R. J. Needs, Phys. Rev. B **68**, 235205 (2003).
- [15] <http://www.sxlib.de>.
- [16] A. F. Wright and N. A. Modine, Phys. Rev. B **74**, 235209 (2006).
- [17] C. Freysoldt and J. Neugebauer, and C. G. Van de Walle, Phys. Rev. Lett. **102**, 016402 (2009).
- [18] A plane-wave cutoff of 32 Ry (14 Ry) and a $3 \times 3 \times 3$ ($2 \times 2 \times 2$) Γ -point centered Monkhorst-Pack (MP) k -point mesh have been used for the exchange (correlation) part of the G_0W_0 self-energy. Head and wings of the dielectric matrix have been pre-converged on a $4 \times 4 \times 4$ MP off-center mesh.
- [19] M. M. Rieger *et al.*, Comput. Phys. Commun. **117**, 211 (1999).
- [20] L. Steinbeck *et al.*, Comput. Phys. Commun. **125**, 105 (2000).
- [21] C. Freysoldt *et al.*, Comput. Phys. Commun. **176**, 1 (2007).
- [22] J. C. Slater, *The Self-Consistent Field for Molecules and Solids* (McGraw-Hill, New York, 1974), Vol. 4.
- [23] P. Mori-Sánchez, A. J. Cohen, and W. Yang, Phys. Rev. Lett. **100**, 146401 (2008); Science **321**, 792 (2008).
- [24] H. Bracht, N. A. Stolwijk, and H. Mehrer, Phys. Rev. B **52**, 16542 (1995).