

Observation of Tree-Level B Decays with $s\bar{s}$ Production from Gluon Radiation

B. Aubert,¹ M. Bona,¹ D. Boutigny,¹ Y. Karyotakis,¹ J. P. Lees,¹ V. Poireau,¹ X. Prudent,¹ V. Tisserand,¹ A. Zghiche,¹
 J. Garra Tico,² E. Grauges,² L. Lopez,³ A. Palano,³ G. Eigen,⁴ B. Stugu,⁴ L. Sun,⁴ G. S. Abrams,⁵ M. Battaglia,⁵
 D. N. Brown,⁵ J. Button-Shafer,⁵ R. N. Cahn,⁵ Y. Groyzman,⁵ R. G. Jacobsen,⁵ J. A. Kadyk,⁵ L. T. Kerth,⁵
 Yu. G. Kolomensky,⁵ G. Kukartsev,⁵ D. Lopes Pegna,⁵ G. Lynch,⁵ L. M. Mir,⁵ T. J. Orimoto,⁵ M. T. Ronan,^{5,*}
 K. Tackmann,⁵ W. A. Wenzel,⁵ P. del Amo Sanchez,⁶ C. M. Hawkes,⁶ A. T. Watson,⁶ T. Held,⁷ H. Koch,⁷
 B. Lewandowski,⁷ M. Pelizaeus,⁷ T. Schroeder,⁷ M. Steinke,⁷ D. Walker,⁸ D. J. Asgeirsson,⁹ T. Cuhadar-Donszelmann,⁹
 B. G. Fulsom,⁹ C. Hearty,⁹ T. S. Mattison,⁹ J. A. McKenna,⁹ A. Khan,¹⁰ M. Saleem,¹⁰ L. Teodorescu,¹⁰ V. E. Blinov,¹¹
 A. D. Bukin,¹¹ V. P. Druzhinin,¹¹ V. B. Golubev,¹¹ A. P. Onuchin,¹¹ S. I. Serednyakov,¹¹ Yu. I. Skovpen,¹¹ E. P. Solodov,¹¹
 K. Yu. Todyshev,¹¹ M. Bondioli,¹² S. Curry,¹² I. Eschrich,¹² D. Kirkby,¹² A. J. Lankford,¹² P. Lund,¹² M. Mandelkern,¹²
 E. C. Martin,¹² D. P. Stoker,¹² S. Abachi,¹³ C. Buchanan,¹³ S. D. Foulkes,¹⁴ J. W. Gary,¹⁴ F. Liu,¹⁴ O. Long,¹⁴ B. C. Shen,¹⁴
 L. Zhang,¹⁴ H. P. Paar,¹⁵ S. Rahatlou,¹⁵ V. Sharma,¹⁵ J. W. Berryhill,¹⁶ C. Campagnari,¹⁶ A. Cunha,¹⁶ B. Dahmes,¹⁶
 T. M. Hong,¹⁶ D. Kovalskyi,¹⁶ J. D. Richman,¹⁶ T. W. Beck,¹⁷ A. M. Eisner,¹⁷ C. J. Flacco,¹⁷ C. A. Heusch,¹⁷
 J. Kroseberg,¹⁷ W. S. Lockman,¹⁷ T. Schalk,¹⁷ B. A. Schumm,¹⁷ A. Seiden,¹⁷ D. C. Williams,¹⁷ M. G. Wilson,¹⁷
 L. O. Winstrom,¹⁷ E. Chen,¹⁸ C. H. Cheng,¹⁸ F. Fang,¹⁸ D. G. Hitlin,¹⁸ I. Narsky,¹⁸ T. Piatenko,¹⁸ F. C. Porter,¹⁸
 R. Andreassen,¹⁹ G. Mancinelli,¹⁹ B. T. Meadows,¹⁹ K. Mishra,¹⁹ M. D. Sokoloff,¹⁹ F. Blanc,²⁰ P. C. Bloom,²⁰ S. Chen,²⁰
 W. T. Ford,²⁰ J. F. Hirschauer,²⁰ A. Kreisel,²⁰ M. Nagel,²⁰ U. Nauenberg,²⁰ A. Olivas,²⁰ J. G. Smith,²⁰ K. A. Ulmer,²⁰
 S. R. Wagner,²⁰ J. Zhang,²⁰ A. M. Gabareen,²¹ A. Soffer,²¹ W. H. Toki,²¹ R. J. Wilson,²¹ F. Winklmeier,²¹ Q. Zeng,²¹
 D. D. Altenburg,²² E. Feltresi,²² A. Hauke,²² H. Jasper,²² J. Merkel,²² A. Petzold,²² B. Spaan,²² K. Wacker,²² T. Brandt,²³
 V. Klose,²³ M. J. Kobel,²³ H. M. Lacker,²³ W. F. Mader,²³ R. Nogowski,²³ J. Schubert,²³ K. R. Schubert,²³ R. Schwierz,²³
 J. E. Sundermann,²³ A. Volk,²³ D. Bernard,²⁴ G. R. Bonneaud,²⁴ E. Latour,²⁴ V. Lombardo,²⁴ Ch. Thiebaux,²⁴
 M. Verderi,²⁴ P. J. Clark,²⁵ W. Gradl,²⁵ F. Muheim,²⁵ S. Playfer,²⁵ A. I. Robertson,²⁵ Y. Xie,²⁵ M. Andreotti,²⁶ D. Bettoni,²⁶
 C. Bozzi,²⁶ R. Calabrese,²⁶ A. Cecchi,²⁶ G. Cibinetto,²⁶ P. Franchini,²⁶ E. Luppi,²⁶ M. Negrini,²⁶ A. Petrella,²⁶
 L. Piemontese,²⁶ E. Prencipe,²⁶ V. Santoro,²⁶ F. Anulli,²⁷ R. Baldini-Ferrolì,²⁷ A. Calcaterra,²⁷ R. de Sangro,²⁷
 G. Finocchiaro,²⁷ S. Pacetti,²⁷ P. Patteri,²⁷ I. M. Peruzzi,^{27,†} M. Piccolo,²⁷ M. Rama,²⁷ A. Zallo,²⁷ A. Buzzo,²⁸ R. Contri,²⁸
 M. Lo Vetere,²⁸ M. M. Macri,²⁸ M. R. Monge,²⁸ S. Passaggio,²⁸ C. Patrignani,²⁸ E. Robutti,²⁸ A. Santroni,²⁸ S. Tosi,²⁸
 K. S. Chaisanguanthum,²⁹ M. Morii,²⁹ J. Wu,²⁹ R. S. Dubitzky,³⁰ J. Marks,³⁰ S. Schenk,³⁰ U. Uwer,³⁰ D. J. Bard,³¹
 P. D. Dauncey,³¹ R. L. Flack,³¹ J. A. Nash,³¹ M. B. Nikolich,³¹ W. Panduro Vazquez,³¹ M. Tibbetts,³¹ P. K. Behera,³²
 X. Chai,³² M. J. Charles,³² U. Mallik,³² N. T. Meyer,³² V. Ziegler,³² J. Cochran,³³ H. B. Crawley,³³ L. Dong,³³ V. Eyges,³³
 W. T. Meyer,³³ S. Prell,³³ E. I. Rosenberg,³³ A. E. Rubin,³³ A. V. Gritsan,³⁴ Z. J. Guo,³⁴ C. K. Lae,³⁴ A. G. Denig,³⁵
 M. Fritsch,³⁵ G. Schott,³⁵ N. Arnaud,³⁶ J. Béquilleux,³⁶ M. Davier,³⁶ G. Grosdidier,³⁶ A. Höcker,³⁶ V. Lepeltier,³⁶
 F. Le Diberder,³⁶ A. M. Lutz,³⁶ S. Pruvot,³⁶ S. Rodier,³⁶ P. Roudeau,³⁶ M. H. Schune,³⁶ J. Serrano,³⁶ V. Sordini,³⁶
 A. Stocchi,³⁶ W. F. Wang,³⁶ G. Wormser,³⁶ D. J. Lange,³⁷ D. M. Wright,³⁷ I. Bingham,³⁸ C. A. Chavez,³⁸ I. J. Forster,³⁸
 J. R. Fry,³⁸ E. Gabathuler,³⁸ R. Gamet,³⁸ D. E. Hutchcroft,³⁸ D. J. Payne,³⁸ K. C. Schofield,³⁸ C. Touramanis,³⁸
 A. J. Bevan,³⁹ K. A. George,³⁹ F. Di Lodovico,³⁹ W. Menges,³⁹ R. Sacco,³⁹ G. Cowan,⁴⁰ H. U. Flaecher,⁴⁰ D. A. Hopkins,⁴⁰
 S. Paramesvaran,⁴⁰ F. Salvatore,⁴⁰ A. C. Wren,⁴⁰ D. N. Brown,⁴¹ C. L. Davis,⁴¹ J. Allison,⁴² N. R. Barlow,⁴² R. J. Barlow,⁴²
 Y. M. Chia,⁴² C. L. Edgar,⁴² G. D. Lafferty,⁴² T. J. West,⁴² J. I. Yi,⁴² J. Anderson,⁴³ C. Chen,⁴³ A. Jawahery,⁴³
 D. A. Roberts,⁴³ G. Simi,⁴³ J. M. Tuggle,⁴³ G. Blaylock,⁴⁴ C. Dallapiccola,⁴⁴ S. S. Hertzbach,⁴⁴ X. Li,⁴⁴ T. B. Moore,⁴⁴
 E. Salvati,⁴⁴ S. Saremi,⁴⁴ R. Cowan,⁴⁵ D. Dujmic,⁴⁵ P. H. Fisher,⁴⁵ K. Koeneke,⁴⁵ G. Sciolla,⁴⁵ S. J. Sekula,⁴⁵
 M. Spitznagel,⁴⁵ F. Taylor,⁴⁵ R. K. Yamamoto,⁴⁵ M. Zhao,⁴⁵ Y. Zheng,⁴⁵ S. E. Mclachlin,⁴⁶ P. M. Patel,⁴⁶ S. H. Robertson,⁴⁶
 A. Lazzaro,⁴⁷ F. Palombo,⁴⁷ J. M. Bauer,⁴⁸ L. Cremaldi,⁴⁸ V. Eschenburg,⁴⁸ R. Godang,⁴⁸ R. Kroeger,⁴⁸ D. A. Sanders,⁴⁸
 D. J. Summers,⁴⁸ H. W. Zhao,⁴⁸ S. Brunet,⁴⁹ D. Côté,⁴⁹ M. Simard,⁴⁹ P. Taras,⁴⁹ F. B. Viaud,⁴⁹ H. Nicholson,⁵⁰
 G. De Nardo,⁵¹ F. Fabozzi,^{51,*} L. Lista,⁵¹ D. Monorchio,⁵¹ C. Sciacca,⁵¹ M. A. Baak,⁵² G. Raven,⁵² H. L. Snoek,⁵²
 C. P. Jessop,⁵³ J. M. LoSecco,⁵³ G. Benelli,⁵⁴ L. A. Corwin,⁵⁴ K. Honscheid,⁵⁴ H. Kagan,⁵⁴ R. Kass,⁵⁴ J. P. Morris,⁵⁴
 A. M. Rahimi,⁵⁴ J. J. Regensburger,⁵⁴ Q. K. Wong,⁵⁴ N. L. Blount,⁵⁵ J. Brau,⁵⁵ R. Frey,⁵⁵ O. Igonkina,⁵⁵ J. A. Kolb,⁵⁵
 M. Lu,⁵⁵ R. Rahmat,⁵⁵ N. B. Sinev,⁵⁵ D. Strom,⁵⁵ J. Strube,⁵⁵ E. Torrence,⁵⁵ N. Gagliardi,⁵⁶ A. Gaz,⁵⁶ M. Margoni,⁵⁶
 M. Morandin,⁵⁶ A. Pompili,⁵⁶ M. Posocco,⁵⁶ M. Rotondo,⁵⁶ F. Simonetto,⁵⁶ R. Stroili,⁵⁶ C. Voci,⁵⁶ E. Ben-Haim,⁵⁷
 H. Briand,⁵⁷ G. Calderini,⁵⁷ J. Chauveau,⁵⁷ P. David,⁵⁷ L. Del Buono,⁵⁷ Ch. de la Vaissière,⁵⁷ O. Hamon,⁵⁷ Ph. Leruste,⁵⁷
 J. Malclès,⁵⁷ J. Ocariz,⁵⁷ A. Perez,⁵⁷ L. Gladney,⁵⁸ M. Biasini,⁵⁹ R. Covarelli,⁵⁹ E. Manoni,⁵⁹ C. Angelini,⁶⁰

G. Batignani,⁶⁰ S. Bettarini,⁶⁰ M. Carpinelli,⁶⁰ R. Cenci,⁶⁰ A. Cervelli,⁶⁰ F. Forti,⁶⁰ M. A. Giorgi,⁶⁰ A. Lusiani,⁶⁰ G. Marchiori,⁶⁰ M. A. Mazur,⁶⁰ M. Morganti,⁶⁰ N. Neri,⁶⁰ E. Paoloni,⁶⁰ G. Rizzo,⁶⁰ J. J. Walsh,⁶⁰ M. Haire,⁶¹ J. Biesiada,⁶² P. Elmer,⁶² Y. P. Lau,⁶² C. Lu,⁶² J. Olsen,⁶² A. J. S. Smith,⁶² A. V. Telnov,⁶² E. Baracchini,⁶³ F. Bellini,⁶³ G. Cavoto,⁶³ A. D'Orazio,⁶³ D. del Re,⁶³ E. Di Marco,⁶³ R. Faccini,⁶³ F. Ferrarotto,⁶³ F. Ferroni,⁶³ M. Gaspero,⁶³ P. D. Jackson,⁶³ L. Li Gioi,⁶³ M. A. Mazzoni,⁶³ S. Morganti,⁶³ G. Piredda,⁶³ F. Polci,⁶³ F. Renga,⁶³ C. Voena,⁶³ M. Ebert,⁶⁴ T. Hartmann,⁶⁴ H. Schröder,⁶⁴ R. Waldi,⁶⁴ T. Adye,⁶⁵ G. Castelli,⁶⁵ B. Franek,⁶⁵ E. O. Olaiya,⁶⁵ S. Ricciardi,⁶⁵ W. Roethel,⁶⁵ F. F. Wilson,⁶⁵ R. Aleksan,⁶⁶ S. Emery,⁶⁶ M. Escalier,⁶⁶ A. Gaidot,⁶⁶ S. F. Ganzhur,⁶⁶ G. Hamel de Monchenault,⁶⁶ W. Kozanecki,⁶⁶ G. Vasseur,⁶⁶ Ch. Yèche,⁶⁶ M. Zito,⁶⁶ X. R. Chen,⁶⁷ H. Liu,⁶⁷ W. Park,⁶⁷ M. V. Purohit,⁶⁷ J. R. Wilson,⁶⁷ M. T. Allen,⁶⁸ D. Aston,⁶⁸ R. Bartoldus,⁶⁸ P. Bechtle,⁶⁸ N. Berger,⁶⁸ R. Claus,⁶⁸ J. P. Coleman,⁶⁸ M. R. Convery,⁶⁸ J. C. Dingfelder,⁶⁸ J. Dorfan,⁶⁸ G. P. Dubois-Felsmann,⁶⁸ W. Dunwoodie,⁶⁸ R. C. Field,⁶⁸ T. Glanzman,⁶⁸ S. J. Gowdy,⁶⁸ M. T. Graham,⁶⁸ P. Grenier,⁶⁸ C. Hast,⁶⁸ T. Hryn'ova,⁶⁸ W. R. Innes,⁶⁸ J. Kaminski,⁶⁸ M. H. Kelsey,⁶⁸ H. Kim,⁶⁸ P. Kim,⁶⁸ M. L. Kocian,⁶⁸ D. W. G. S. Leith,⁶⁸ S. Li,⁶⁸ S. Luitz,⁶⁸ V. Luth,⁶⁸ H. L. Lynch,⁶⁸ D. B. MacFarlane,⁶⁸ H. Marsiske,⁶⁸ R. Messner,⁶⁸ D. R. Muller,⁶⁸ C. P. O'Grady,⁶⁸ I. Ofte,⁶⁸ A. Perazzo,⁶⁸ M. Perl,⁶⁸ T. Pulliam,⁶⁸ B. N. Ratcliff,⁶⁸ A. Roodman,⁶⁸ A. A. Salnikov,⁶⁸ R. H. Schindler,⁶⁸ J. Schwiening,⁶⁸ A. Snyder,⁶⁸ J. Stelzer,⁶⁸ D. Su,⁶⁸ M. K. Sullivan,⁶⁸ K. Suzuki,⁶⁸ S. K. Swain,⁶⁸ J. M. Thompson,⁶⁸ J. Va'vra,⁶⁸ N. van Bakel,⁶⁸ A. P. Wagner,⁶⁸ M. Weaver,⁶⁸ W. J. Wisniewski,⁶⁸ M. Wittgen,⁶⁸ D. H. Wright,⁶⁸ A. K. Yarritu,⁶⁸ K. Yi,⁶⁸ C. C. Young,⁶⁸ P. R. Burchat,⁶⁹ A. J. Edwards,⁶⁹ S. A. Majewski,⁶⁹ B. A. Petersen,⁶⁹ L. Wilden,⁶⁹ S. Ahmed,⁷⁰ M. S. Alam,⁷⁰ R. Bula,⁷⁰ J. A. Ernst,⁷⁰ V. Jain,⁷⁰ B. Pan,⁷⁰ M. A. Saeed,⁷⁰ F. R. Wappler,⁷⁰ S. B. Zain,⁷⁰ W. Bugg,⁷¹ M. Krishnamurthy,⁷¹ S. M. Spanier,⁷¹ R. Eckmann,⁷² J. L. Ritchie,⁷² A. M. Ruland,⁷² C. J. Schilling,⁷² R. F. Schwitters,⁷² J. M. Izen,⁷³ X. C. Lou,⁷³ S. Ye,⁷³ F. Bianchi,⁷⁴ F. Gallo,⁷⁴ D. Gamba,⁷⁴ M. Pelliccioni,⁷⁴ M. Bomben,⁷⁵ L. Bosisio,⁷⁵ C. Cartaro,⁷⁵ F. Cossutti,⁷⁵ G. Della Ricca,⁷⁵ L. Lanceri,⁷⁵ L. Vitale,⁷⁵ V. Azzolini,⁷⁶ N. Lopez-March,⁷⁶ F. Martinez-Vidal,^{76,8} D. A. Milanes,⁷⁶ A. Oyanguren,⁷⁶ J. Albert,⁷⁷ Sw. Banerjee,⁷⁷ B. Bhuyan,⁷⁷ K. Hamano,⁷⁷ R. Kowalewski,⁷⁷ I. M. Nugent,⁷⁷ J. M. Roney,⁷⁷ R. J. Sobie,⁷⁷ J. J. Back,⁷⁸ P. F. Harrison,⁷⁸ J. Ilic,⁷⁸ T. E. Latham,⁷⁸ G. B. Mohanty,⁷⁸ M. Pappagallo,^{78,||} H. R. Band,⁷⁹ X. Chen,⁷⁹ S. Dasu,⁷⁹ K. T. Flood,⁷⁹ J. J. Hollar,⁷⁹ P. E. Kutter,⁷⁹ Y. Pan,⁷⁹ M. Pierini,⁷⁹ R. Prepost,⁷⁹ S. L. Wu,⁷⁹ and H. Neal⁸⁰

(The BABAR Collaboration)

¹Laboratoire de Physique des Particules, IN2P3/CNRS et Université de Savoie, F-74941 Annecy-Le-Vieux, France

²Universitat de Barcelona, Facultat de Física, Departament ECM, E-08028 Barcelona, Spain

³Università di Bari, Dipartimento di Fisica and INFN, I-70126 Bari, Italy

⁴University of Bergen, Institute of Physics, N-5007 Bergen, Norway

⁵Lawrence Berkeley National Laboratory and University of California, Berkeley, California 94720, USA

⁶University of Birmingham, Birmingham B15 2TT, United Kingdom

⁷Ruhr Universität Bochum, Institut für Experimentalphysik I, D-44780 Bochum, Germany

⁸University of Bristol, Bristol BS8 1TL, United Kingdom

⁹University of British Columbia, Vancouver, British Columbia, Canada V6T 1Z1

¹⁰Brunel University, Uxbridge, Middlesex UB8 3PH, United Kingdom

¹¹Budker Institute of Nuclear Physics, Novosibirsk 630090, Russia

¹²University of California at Irvine, Irvine, California 92697, USA

¹³University of California at Los Angeles, Los Angeles, California 90024, USA

¹⁴University of California at Riverside, Riverside, California 92521, USA

¹⁵University of California at San Diego, La Jolla, California 92093, USA

¹⁶University of California at Santa Barbara, Santa Barbara, California 93106, USA

¹⁷University of California at Santa Cruz, Institute for Particle Physics, Santa Cruz, California 95064, USA

¹⁸California Institute of Technology, Pasadena, California 91125, USA

¹⁹University of Cincinnati, Cincinnati, Ohio 45221, USA

²⁰University of Colorado, Boulder, Colorado 80309, USA

²¹Colorado State University, Fort Collins, Colorado 80523, USA

²²Universität Dortmund, Institut für Physik, D-44221 Dortmund, Germany

²³Technische Universität Dresden, Institut für Kern- und Teilchenphysik, D-01062 Dresden, Germany

²⁴Laboratoire Leprince-Ringuet, CNRS/IN2P3, Ecole Polytechnique, F-91128 Palaiseau, France

²⁵University of Edinburgh, Edinburgh EH9 3JZ, United Kingdom

²⁶Università di Ferrara, Dipartimento di Fisica and INFN, I-44100 Ferrara, Italy

²⁷Laboratori Nazionali di Frascati dell'INFN, I-00044 Frascati, Italy

²⁸Università di Genova, Dipartimento di Fisica and INFN, I-16146 Genova, Italy

²⁹Harvard University, Cambridge, Massachusetts 02138, USA

- ³⁰Universität Heidelberg, Physikalisches Institut, Philosophenweg 12, D-69120 Heidelberg, Germany
- ³¹Imperial College London, London SW7 2AZ, United Kingdom
- ³²University of Iowa, Iowa City, Iowa 52242, USA
- ³³Iowa State University, Ames, Iowa 50011-3160, USA
- ³⁴Johns Hopkins University, Baltimore, Maryland 21218, USA
- ³⁵Universität Karlsruhe, Institut für Experimentelle Kernphysik, D-76021 Karlsruhe, Germany
- ³⁶Laboratoire de l'Accélérateur Linéaire, IN2P3/CNRS et Université Paris-Sud 11, Centre Scientifique d'Orsay, BP 34, F-91898 Orsay Cedex, France
- ³⁷Lawrence Livermore National Laboratory, Livermore, California 94550, USA
- ³⁸University of Liverpool, Liverpool L69 7ZE, United Kingdom
- ³⁹Queen Mary, University of London, London E1 4NS, United Kingdom
- ⁴⁰University of London, Royal Holloway and Bedford New College, Egham, Surrey TW20 0EX, United Kingdom
- ⁴¹University of Louisville, Louisville, Kentucky 40292, USA
- ⁴²University of Manchester, Manchester M13 9PL, United Kingdom
- ⁴³University of Maryland, College Park, Maryland 20742, USA
- ⁴⁴University of Massachusetts, Amherst, Massachusetts 01003, USA
- ⁴⁵Massachusetts Institute of Technology, Laboratory for Nuclear Science, Cambridge, Massachusetts 02139, USA
- ⁴⁶McGill University, Montréal, Québec, Canada H3A 2T8
- ⁴⁷Università di Milano, Dipartimento di Fisica and INFN, I-20133 Milano, Italy
- ⁴⁸University of Mississippi, University, Mississippi 38677, USA
- ⁴⁹Université de Montréal, Physique des Particules, Montréal, Québec, Canada H3C 3J7
- ⁵⁰Mount Holyoke College, South Hadley, Massachusetts 01075, USA
- ⁵¹Università di Napoli Federico II, Dipartimento di Scienze Fisiche and INFN, I-80126 Napoli, Italy
- ⁵²NIKHEF, National Institute for Nuclear Physics and High Energy Physics, NL-1009 DB Amsterdam, The Netherlands
- ⁵³University of Notre Dame, Notre Dame, Indiana 46556, USA
- ⁵⁴Ohio State University, Columbus, Ohio 43210, USA
- ⁵⁵University of Oregon, Eugene, Oregon 97403, USA
- ⁵⁶Università di Padova, Dipartimento di Fisica and INFN, I-35131 Padova, Italy
- ⁵⁷Laboratoire de Physique Nucléaire et de Hautes Energies, IN2P3/CNRS, Université Pierre et Marie Curie-Paris6, Université Denis Diderot-Paris7, F-75252 Paris, France
- ⁵⁸University of Pennsylvania, Philadelphia, Pennsylvania 19104, USA
- ⁵⁹Università di Perugia, Dipartimento di Fisica and INFN, I-06100 Perugia, Italy
- ⁶⁰Università di Pisa, Dipartimento di Fisica, Scuola Normale Superiore and INFN, I-56127 Pisa, Italy
- ⁶¹Prairie View A&M University, Prairie View, Texas 77446, USA
- ⁶²Princeton University, Princeton, New Jersey 08544, USA
- ⁶³Università di Roma La Sapienza, Dipartimento di Fisica and INFN, I-00185 Roma, Italy
- ⁶⁴Universität Rostock, D-18051 Rostock, Germany
- ⁶⁵Rutherford Appleton Laboratory, Chilton, Didcot, Oxon OX11 0QX, United Kingdom
- ⁶⁶DSM/Dapnia, CEA/Saclay, F-91191 Gif-sur-Yvette, France
- ⁶⁷University of South Carolina, Columbia, South Carolina 29208, USA
- ⁶⁸Stanford Linear Accelerator Center, Stanford, California 94309, USA
- ⁶⁹Stanford University, Stanford, California 94305-4060, USA
- ⁷⁰State University of New York, Albany, New York 12222, USA
- ⁷¹University of Tennessee, Knoxville, Tennessee 37996, USA
- ⁷²University of Texas at Austin, Austin, Texas 78712, USA
- ⁷³University of Texas at Dallas, Richardson, Texas 75083, USA
- ⁷⁴Università di Torino, Dipartimento di Fisica Sperimentale and INFN, I-10125 Torino, Italy
- ⁷⁵Università di Trieste, Dipartimento di Fisica and INFN, I-34127 Trieste, Italy
- ⁷⁶IFIC, Universitat de Valencia-CSIC, E-46071 Valencia, Spain
- ⁷⁷University of Victoria, Victoria, British Columbia, Canada V8W 3P6
- ⁷⁸Department of Physics, University of Warwick, Coventry CV4 7AL, United Kingdom
- ⁷⁹University of Wisconsin, Madison, Wisconsin 53706, USA
- ⁸⁰Yale University, New Haven, Connecticut 06511, USA

(Received 6 July 2007; published 2 May 2008)

We report on our search for decays proceeding via a tree-level $b \rightarrow c$ quark transition in which a gluon radiates into an $s\bar{s}$ pair. We present observations of the decays $B^- \rightarrow D_s^{(*)+} K^- \pi^-$ and $\bar{B}^0 \rightarrow D_s^+ K_S^0 \pi^-$ and evidence for $B^- \rightarrow D_s^+ K^- K^-$ and set upper limits on the branching fractions for $\bar{B}^0 \rightarrow D_s^{*+} K_S^0 \pi^-$ and $B^- \rightarrow D_s^{*+} K^- K^-$ using $383 \times 10^6 Y(4S) \rightarrow B\bar{B}$ events collected by the BABAR detector at SLAC. We present evidence that the invariant mass distributions of $D_s^{(*)+} K^-$ pairs from $B^- \rightarrow D_s^{(*)+} K^- \pi^-$

decays are inconsistent with the phase-space model, suggesting the presence of charm resonances lying below the $D_s^{(*)+}K^-$ threshold.

DOI: 10.1103/PhysRevLett.100.171803

PACS numbers: 13.25.Hw, 11.30.Er, 12.15.Hh

Evidence for inclusive flavor correlated production of D_s^+ in B^- decays was reported recently [1] with a branching fraction of $\mathcal{B}(B^- \rightarrow D_s^+ X) = (1.2 \pm 0.4)\%$ [2]. These decays, along with $B^- \rightarrow D_s^{*+} X$, are mediated by a $b \rightarrow c$ quark transition and the production of an $s\bar{s}$ pair from the vacuum via radiative gluon pair production resulting in at least three final state particles. Examples for three-body B^- decays with a $D_s^{(*)+}$ in the final state are $B^- \rightarrow D_s^{(*)+} K^- \pi^-$. The dominant Feynman diagram for these decays is shown in Fig. 1. The corresponding \bar{B}^0 decays are $\bar{B}^0 \rightarrow D_s^{(*)+} \bar{K}^0 \pi^-$. By replacing the π^- in Fig. 1 with a K^- , we get the Cabibbo-suppressed decays $B^- \rightarrow D_s^{(*)+} K^- K^-$.

Besides the dominant diagram, $B^- \rightarrow D_s^{(*)+} K^- \pi^-$ can occur via the color-suppressed diagram where the constituent \bar{u} 's of the K^- and π^- are switched. Although a color-suppressed contribution does not exist for $\bar{B}^0 \rightarrow D_s^{(*)+} \bar{K}^0 \pi^-$, a subdominant contribution from a W -exchange diagram with $s\bar{s}$ and $d\bar{d}$ popping may exist instead. Either of these contributions could cause a deviation from the naive expectation of two for the ratio $\mathcal{B}(B^- \rightarrow D_s^{(*)+} K^- \pi^-)/\mathcal{B}(\bar{B}^0 \rightarrow D_s^{(*)+} K_S^0 \pi^-)$.

The $D_s^{(*)}K$ can come from intermediate charm resonances instead of directly from the B . It has been proposed that these resonances can play a significant role in $B^- \rightarrow D_s^+ K^- \pi^-$ decays [3] despite their masses lying below the $m(D_s K)$ production threshold [4]. In this case, it may be possible to measure the parameters of the resonances such as their masses and widths, complementary to the analysis using $B \rightarrow \bar{D} \pi \pi$ decays [4].

No exclusive decays proceeding via radiative gluon $s\bar{s}$ pair production at the tree level have hitherto been observed. Upper limits on $\mathcal{B}(B^- \rightarrow D_s^{(*)+} K^- \pi^-)$ and $\mathcal{B}(\bar{B}^0 \rightarrow D_s^{(*)+} K_S^0 \pi^-)$ have been placed by ARGUS [5]. In this Letter we report first observations of the decay modes $B^- \rightarrow D_s^{(*)+} K^- \pi^-$ and $\bar{B}^0 \rightarrow D_s^+ K_S^0 \pi^-$, evidence for $B^- \rightarrow D_s^+ K^- K^-$, and limits on $\mathcal{B}(\bar{B}^0 \rightarrow D_s^{*+} K_S^0 \pi^-)$

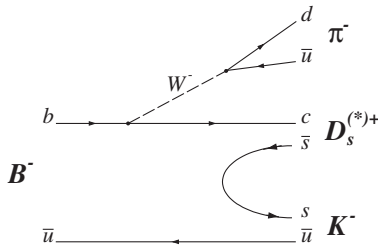


FIG. 1. Feynman diagram for $B^- \rightarrow D_s^{(*)+} K^- \pi^-$.

and $\mathcal{B}(B^- \rightarrow D_s^{*+} K^- K^-)$. We also present $D_s^{(*)+} K^-$ invariant mass distributions from $B^- \rightarrow D_s^{(*)+} K^- \pi^-$ decays and compare them to the spectra obtained from a phase-space model.

The analysis uses approximately 383×10^6 $Y(4S) \rightarrow B\bar{B}$ events created by the PEP-II e^+e^- collider and collected by the BABAR detector. The BABAR detector is described elsewhere [6].

Optimal selection criteria and probability density functions of selection variables are determined by an analysis based on Monte Carlo (MC) simulation of both signal and background events. We use GEANT4 [7] software to simulate interactions of particles traversing the BABAR detector, taking into account the varying detector conditions and beam backgrounds. We verify with MC simulation that resolutions and background levels correctly describe the data.

Candidate D_s^+ mesons are reconstructed in the modes $D_s^+ \rightarrow \phi \pi^+$, $\bar{K}^{*0} K^+$, and $K_S^0 K^+$, with $\phi \rightarrow K^+ K^-$, $\bar{K}^{*0} \rightarrow K^- \pi^+$, and $K_S^0 \rightarrow \pi^+ \pi^-$. The K_S^0 candidates are reconstructed from two oppositely charged tracks coming from a common vertex displaced from the e^+e^- interaction point. We require the significance of this displacement (the measured K_S^0 flight distance divided by its estimated error) to exceed 2. All other tracks are required to originate less than 1.5 cm away from the e^+e^- interaction point in the transverse plane and less than 10 cm along the beam axis. Charged kaon candidates must satisfy identification criteria that are typically around 92% efficient [8], depending on momentum and polar angle, and have a pion misidentification rate at the 5% level. The $\phi \rightarrow K^+ K^-$, $\bar{K}^{*0} \rightarrow K^- \pi^+$, and $K_S^0 \rightarrow \pi^+ \pi^-$ candidates are required to have invariant masses within ± 15 , ± 50 , and ± 10 MeV/ c^2 of their nominal masses, respectively [9].

The full polarization of the \bar{K}^{*0} and ϕ mesons from the D_s^+ decays is exploited to reject backgrounds through the use of the helicity angle θ_H , defined as the angle between the K^- momentum vector and the direction of flight of the D_s^+ in the \bar{K}^{*0} or ϕ rest frame. The \bar{K}^{*0} and ϕ candidates are required to have $|\cos\theta_H| > 0.5$.

The D_s^{*+} candidates are reconstructed in the mode $D_s^{*+} \rightarrow D_s^+ \gamma$. Photons from D_s^{*+} candidates are accepted if their energy is greater than 100 MeV. They are rejected if, when combined with any other photon having an energy greater than 150 MeV, they belong to a photon pair whose invariant mass lies within ± 10 MeV/ c^2 of the π^0 mass. The D_s^+ candidates are required to have invariant masses in the interval ± 10 MeV/ c^2 of the nominal D_s^+ mass while the invariant masses of D_s^{*+} candidates lie in the range from $m(D_s^{*+}) - 15$ MeV/ c^2 to $m(D_s^{*+}) + 10$ MeV/ c^2 .

All D_s^+ candidates are subjected to a mass-constrained fit after selection. The invariant mass of the D_s^{*+} is calculated after the mass constraint on the daughter D_s^+ has been applied. Subsequently, all D_s^{*+} candidates are subjected to mass-constrained fits. To eliminate $\bar{B}^0 \rightarrow D_s^{(*)+} D^-$, $D^- \rightarrow K_S^0 \pi^-$ events from the $\bar{B}^0 \rightarrow D_s^{(*)+} K_S^0 \pi^-$ samples, the $K_S^0 \pi^-$ invariant mass must be outside a 40 MeV/ c^2 window around the D^- mass.

Finally, the B meson candidates are formed using the reconstructed combinations of $D_s^+ K^- \pi^-$, $D_s^{*+} K^- \pi^-$, $D_s^+ K_S^0 \pi^-$, $D_s^{*+} K_S^0 \pi^-$, $D_s^+ K^- K^-$, and $D_s^{*+} K^- K^-$.

Background from continuum $q\bar{q}$ production (where $q = u, d, s, c$) is suppressed based on the event topology. The event shape variables, R_2 (the ratio of the second to zeroth Fox-Wolfram moments [10]) and L_2/L_0 (the ratio of the second and zeroth angular moments of the energy flow about the B thrust axis [11]), are combined in a Fisher discriminant (\mathcal{F}) to exploit the difference between the shapes of $e^+ e^- \rightarrow B\bar{B}$ and $e^+ e^- \rightarrow q\bar{q}$ events. A selection is applied to \mathcal{F} such that 80% of continuum background is rejected while maintaining 80% signal efficiency.

The signals are extracted using the energy-substituted mass $m_{\text{ES}} \equiv \sqrt{E_b^{*2} - (\sum_i \mathbf{p}_i^*)^2}$ and the energy difference $\Delta E \equiv \sum_i \sqrt{m_i^2 + \mathbf{p}_i^{*2}} - E_b^*$, where E_b^* is the beam energy in the laboratory frame, \mathbf{p}_i^* is the momentum of the daughter particle i of the B meson candidate also in the laboratory frame, and m_i is the mass hypothesis for particle i . For signal events, m_{ES} peaks at the B meson mass with a resolution of about 2.6 MeV/ c^2 and ΔE peaks near zero with a resolution of 13 MeV. The B candidates are required to have $|\Delta E| < 25$ MeV and $m_{\text{ES}} > 5.2$ GeV/ c^2 . After all selection criteria are applied, we find the fraction of events containing more than one B candidate to be between 3% and 11% depending on the decay mode. In these instances, the B candidate with ΔE closest to zero is chosen. Estimated B reconstruction efficiencies are shown in Table I.

Background events that pass these selection criteria are represented by approximately equal amounts of $q\bar{q}$ continuum and $B\bar{B}$ events. We parametrize their m_{ES} distributions by a threshold function [12]:

$$f(m_{\text{ES}}) \sim m_{\text{ES}} \sqrt{1 - x^2} \exp[-\xi(1 - x^2)],$$

where $x = 2m_{\text{ES}}/\sqrt{s}$, \sqrt{s} is the total energy of the beams in their center of mass frame, and ξ is a fit parameter.

A study using simulated B decays reveals significant numbers of background events peaking in the regions of $5.272 < m_{\text{ES}} < 5.288$ GeV/ c^2 and $|\Delta E| < 25$ MeV similar to the reconstructed signal candidates. This peaking background is due to charmless and charmonium B decays with the same sets of final state particles as signal. The peaking contribution is evaluated using data by reconstructing $D_s^{(*)+} K^- \pi^-$, $D_s^{(*)+} K_S^0 \pi^-$, and $D_s^{(*)+} K^- K^-$ combinations, where “ D_s^+ ” candidates are selected from 25–40 MeV/ c^2 sidebands around the D_s^+ nominal mass. In this procedure, we use the same selection requirements as for the signal except that “ D_s^+ ” candidates are not mass constrained. Studies reveal that constraining the D_s^+ mass does not significantly affect the resolutions of m_{ES} and ΔE distributions and that events in the D_s^+ mass sidebands are good representations of the background under the D_s^+ peak. Table I shows the fit yields of peaking background contributions under the m_{ES} peaks for each mode.

A matrix is constructed to study the cross feed between the signal modes. Its elements describe the contributions of each mode according to the levels seen in MC samples. No off-diagonal element of the cross-feed matrix exceeds 2%; this near-diagonal structure indicates effective suppression of the cross-feed contributions by application of the selection criteria.

Figure 2 shows the m_{ES} spectra of the reconstructed B candidates. For each mode, we perform an extended unbinned maximum likelihood fit to the m_{ES} distributions using candidates from all D_s^+ decay modes combined. The distributions are then fit with the sum of two functions:

TABLE I. Summary of results for the total detection efficiencies ε excluding subsequent branching fractions of $D_s^{(*)}$ decay modes ($D_s^{*+} \rightarrow D_s^+ \gamma$, $D_s^+ \rightarrow \phi \pi^+$, $\bar{K}^{*0} K^+$, $K_S^0 K^+$), expected peaking background n_{peaking} with statistical uncertainties from fits of the m_{ES} distributions obtained using D_s^+ mass sidebands, final signal n_{sig} and background n_{bkg} yields with statistical uncertainties from m_{ES} fits adjusted for estimated peaking backgrounds and cross-feed contributions, branching fractions \mathcal{B} with statistical and systematic uncertainties, significances $s(\sigma)$ calculated by comparing the likelihood maximum of the nominal fit to that of the fit with the signal yield fixed to the difference between the raw and corrected signal yields, and upper limits on $\mathcal{B}(\bar{B}^0 \rightarrow D_s^{*+} K_S^0 \pi^-)$ and $\mathcal{B}(B^- \rightarrow D_s^{*+} K^- K^-)$. Background yields n_{bkg} are selected in the region 5.27–5.29 GeV/ c^2 .

Mode	$\varepsilon_{\phi\pi}$	$\varepsilon_{\bar{K}^*K}$	$\varepsilon_{K_S^0 K}$	n_{peaking}	n_{sig}	n_{bkg}	$\mathcal{B} \times 10^{-4}$	$s(\sigma)$	Upper limits (90% C.L.)
$B^- \rightarrow D_s^+ K^- \pi^-$	11.1%	6.8%	9.6%	41 ± 9	430 ± 29	182 ± 6	2.02 ± 0.13 ± 0.38	21	—
$B^- \rightarrow D_s^{*+} K^- \pi^-$	5.9%	3.6%	5.1%	4 ± 5	178 ± 18	87.1 ± 3.5	1.67 ± 0.16 ± 0.35	14	—
$\bar{B}^0 \rightarrow D_s^+ K_S^0 \pi^-$	8.8%	5.3%	7.6%	28 ± 6	61.8 ± 14.4	94.5 ± 5.5	0.55 ± 0.13 ± 0.10	5.2	—
$\bar{B}^0 \rightarrow D_s^{*+} K_S^0 \pi^-$	3.8%	2.3%	3.4%	-1.1 ± 2.7	13.6 ± 8.4	62.8 ± 3.4	0.29 ± 0.18 ± 0.07	1.8	0.55 × 10 ⁻⁴
$B^- \rightarrow D_s^+ K^- K^-$	7.1%	4.3%	6.3%	-0.3 ± 1.9	14.4 ± 5.6	9.8 ± 1.3	0.11 ± 0.04 ± 0.02	3.3	—
$B^- \rightarrow D_s^{*+} K^- K^-$	3.8%	2.4%	3.5%	-1.7 ± 1.3	4.7 ± 4.0	6.5 ± 0.9	0.07 ± 0.06 ± 0.02	1.3	0.15 × 10 ⁻⁴

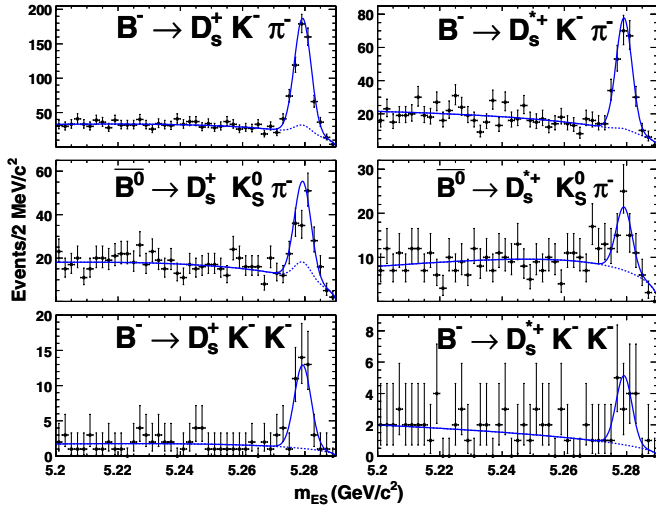


FIG. 2 (color online). m_{ES} spectra for all modes as labeled. Solid curves show the fits described in the text. Dashed lines in the signal regions correspond to the peaking and nonpeaking background components of the fit. The data are the points with error bars.

$f(m_{ES})$ characterizing the combinatorial background and a Gaussian function to describe the signal. The likelihood function is given by

$$\mathcal{L} = \frac{e^{-(n_{\text{sig}} + n_{\text{bkg}})}}{N!} \prod_{i=1}^N (n_{\text{sig}} P_i^{\text{sig}} + n_{\text{bkg}} P_i^{\text{bkg}}),$$

where P_i^{sig} and P_i^{bkg} are the probability density functions for signal and background, n_{sig} and n_{bkg} are the number of signal and background events, and N is the total number of events in the fit.

Final signal yields (column n_{sig} of Table I) are obtained by subtracting the estimated peaking background and cross-feed contributions from the yields of the m_{ES} fits described in the preceding paragraph. No peaking background is subtracted from modes that have n_{peaking} less than zero in Table I because these values are consistent with zero. However, their errors are still propagated. The total signal yield in each B decay mode is related to the B branching fraction by $\mathcal{B} = n_{\text{sig}} / (N_{B\bar{B}} \cdot \sum_i \mathcal{B}_i \cdot \varepsilon_i)$, where $N_{B\bar{B}}$ is the number of produced $B\bar{B}$ pairs, \mathcal{B}_i is the product of the intermediate branching ratios, ε_i is the reconstruction efficiency (from Table I), and the sum is over D_s^+ modes ($i = \phi\pi^+, \bar{K}^{*0}K^+, K_S^0K^+$). As an input to the calculations, we used branching fraction numbers from [9]. Results are summarized in Table I.

The total relative systematic uncertainty in the B branching fractions is estimated to be approximately 19%–25% depending on the decay mode. The largest contribution, an uncertainty of 15%, comes from the D_s^+ branching fractions. The differences between selection efficiencies in MC simulation and in the data (estimated using the control mode $B^- \rightarrow D_s^- D^0$, $D^0 \rightarrow K^- \pi^+$) contribute to the sys-

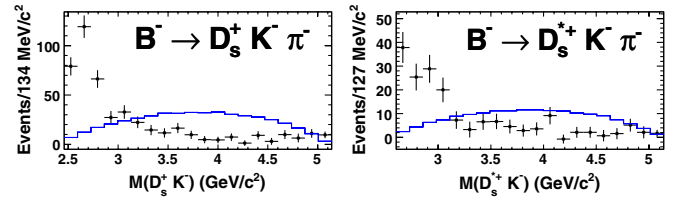


FIG. 3 (color online). $D_s^{(*)+} K^-$ invariant mass spectra using data (points with error bars) and nonresonant signal MC events scaled to the number of events in data (solid curves) subjected to signal selection described in the text and $m_{ES} > 5.270$ GeV/c^2 . Combinatorial background is approximated and then subtracted using events outside the signal region ($m_{ES} < 5.265$ GeV/c^2).

tematic uncertainty (5%–10%) as does the efficiency dependence on the $D_s^{(*)+} K^-$ invariant mass spectrum (7%–9%). In the m_{ES} fits of the lower statistics modes ($D_s^{*+} K_S^0 \pi^-$, $D_s^{*+} K^- K^-$) the signal Gaussian parameters and \sqrt{s} in $f(m_{ES})$ are fixed to ensure fit convergence. The associated systematic uncertainties are 14% and 9%, respectively. The cross-feed matrix elements affecting the $D_s^{(*)+} K^- K^-$ modes vary by 8% (5%) when estimated with MC events weighted according to the observed spectra of the $D_s^{(*)+} K^-$ invariant mass.

The invariant mass spectra of the $D_s^{(*)+} K^-$ system in $B^- \rightarrow D_s^{(*)+} K^- \pi^-$ reveal distributions incompatible with those of three-body phase space. As shown in Fig. 3, there are enhancements in the number of events at the lower ends of the $m(D_s^{(*)+} K^-)$ spectra, suggesting the presence of charm resonances lying below the $D_s^{(*)+} K^-$ threshold [3].

In summary, $B^- \rightarrow D_s^+ K^- \pi^-$, $B^- \rightarrow D_s^{*+} K^- \pi^-$, and $\bar{B}^0 \rightarrow D_s^+ K_S^0 \pi^-$ decays are observed for the first time each with a significance greater than 5σ . Evidence for $B^- \rightarrow D_s^+ K^- K^-$ is found with a significance slightly greater than 3σ . For channels with significances lower than 2σ , upper limits are set on $\mathcal{B}(\bar{B}^0 \rightarrow D_s^{*+} K_S^0 \pi^-)$ and $\mathcal{B}(\bar{B}^0 \rightarrow D_s^{*+} K_S^0 \pi^-)$ using a frequentist approach [9] and taking into account the systematic uncertainties. The ratios $\mathcal{B}(B^- \rightarrow D_s^{(*)+} K^- K^-) / \mathcal{B}(B^- \rightarrow D_s^{(*)+} K^- \pi^-)$ are consistent with the expected Cabibbo suppression. That $\mathcal{B}(\bar{B}^0 \rightarrow D_s^+ K_S^0 \pi^-)$ is less than half of $\mathcal{B}(B^- \rightarrow D_s^+ K^- \pi^-)$ may be due to the W -exchange diagram correction to the neutral mode and the color-suppressed contribution to the charged mode.

We are grateful for the excellent luminosity and machine conditions provided by our PEP-II colleagues, and for the substantial dedicated effort from the computing organizations that support BABAR. The collaborating institutions wish to thank SLAC for its support and kind hospitality. This work is supported by DOE and NSF (USA), NSERC (Canada), CEA and CNRS-IN2P3 (France), BMBF and DFG (Germany), INFN (Italy), FOM (The Netherlands), NFR (Norway), MIST (Russia), MEC (Spain), and STFC (United Kingdom). Individuals have received support from

the Marie Curie EIF (European Union) and the A. P. Sloan Foundation.

*Deceased.

†Also with Università di Perugia, Dipartimento di Fisica, Perugia, Italy.

‡Also with Università della Basilicata, Potenza, Italy.

§Also with Universitat de Barcelona, Facultat de Física, Departament ECM, E-08028 Barcelona, Spain.

||Also with IPPP, Physics Department, Durham University, Durham DH1 3LE, United Kingdom.

- [1] B. Aubert *et al.* (*BABAR* Collaboration), *Phys. Rev. D* **75**, 072002 (2007).
- [2] Charge conjugate reactions are implicitly included throughout this Letter.
- [3] O. Antipin and G. Valencia, *Phys. Lett. B* **647**, 164 (2007).

- [4] K. Abe *et al.* (Belle Collaboration), *Phys. Rev. D* **69**, 112002 (2004).
- [5] H. Albrecht *et al.* (ARGUS Collaboration), *Z. Phys. C* **60**, 11 (1993).
- [6] B. Aubert *et al.* (*BABAR* Collaboration), *Nucl. Instrum. Methods Phys. Res., Sect. A* **479**, 1 (2002).
- [7] S. Agostinelli *et al.* (Geant4 Collaboration), *Nucl. Instrum. Methods Phys. Res., Sect. A* **506**, 250 (2003).
- [8] B. Aubert *et al.* (*BABAR* Collaboration), *Nucl. Instrum. Methods Phys. Res., Sect. A* **553**, 317 (2005).
- [9] W.-M. Yao *et al.*, *J. Phys. G* **33**, 1 (2006).
- [10] G. C. Fox and S. Wolfram, *Phys. Rev. Lett.* **41**, 1581 (1978).
- [11] B. Aubert *et al.* (*BABAR* Collaboration), *Phys. Rev. D* **70**, 032006 (2004).
- [12] H. Albrecht *et al.* (ARGUS Collaboration), *Z. Phys. C* **48**, 543 (1990).