

Critical-point behavior of a measurement-based quantum heat engine

Suman Chand* and Asoka Biswas

Department of Physics, Indian Institute of Technology Ropar, Rupnagar, Punjab 140001, India

(Received 26 June 2018; revised manuscript received 20 August 2018; published 29 November 2018)

We study how a quantum heat engine performs across the critical value of an external parameter, pertaining to the quantum phase transition. Considering a two-ion system subjected to a magnetic field, we show that the system performs in a quantum Otto cycle above a critical value of the magnetic field, while below such critical point, it does not operate in a heat cycle at all. Moreover, at the critical point, its interaction with an ancillary ion deteriorates the performance of the system as a heat engine. We further show that a strong interaction between the constituent ions of an ion-based system is crucial for it to work in a heat-work cycle, while the coupling to the ancillary system must be minimized.

DOI: [10.1103/PhysRevE.98.052147](https://doi.org/10.1103/PhysRevE.98.052147)**I. INTRODUCTION**

A heat engine operates between two heat reservoirs, which are at thermal equilibrium at two different temperatures ($T_C, T_H > T_C$), and employs some of the absorbed heat into delivering certain work. The efficiency of such an engine is limited by the so-called Carnot's limit [1] $\eta = 1 - T_C/T_H$. The working fluid in a standard heat engine can be a gas of particles or some liquid. However, with respect to recent thrust on research on nanodimensional systems, it becomes quite contextual to study the behavior of heat engine if the working fluid consists of a few particles. This naturally invokes quantum mechanical aspects in the study of heat engines [2], leading to a new perspective into thermodynamics [3–6] and many possibilities of heat management at the quantum level. For example, quantum systems like spins and other two-level systems [7–21], quantum harmonic oscillators [7,21–23], cavity QED [24], single trapped ion [25], optomechanical systems [26], quantum dots [27], cold bosons [28], etc., can be employed to operate as heat engines.

More importantly, a system with initial coherence can operate with an efficiency beyond Carnot's limit [29] in the presence of a heat bath with nonclassical properties. In presence of interparticle interaction, entanglement, and nonclassical correlations between the particles in such systems arise that can substantially enhance the engine efficiency [8,9,11–21,30]. Note that such a long-range correlation can appear during quantum phase transition [31] at critical points. In this regard, it becomes imperative to explore the behavior of quantum heat engine at the quantum critical point.

Quantum phase transitions (QPT) correspond to transition from one ground state to the other at a critical value of an external control parameter at absolute zero temperature [31]. It refers to a level crossing and nonanalyticity of the ground-state energy at this quantum critical point. The correlation between the particles at criticality exhibits long-range behavior, referring to a strongly coupled many-body system.

It was recently shown in a Lipkin-Meshkov-Glick model [32] that efficiency of the quantum heat engine is enhanced at the critical point. This suggests that long-range correlations (namely entanglement) may be responsible for enhancement of the efficiency. To further explore whether this is a generic feature at criticality, we consider, in this paper, a system of two trapped ions as a working fluid and show that its behavior as a heat engine is different across the critical point. Moreover, while the interaction between these two ions enhances the engine efficiency, their coupling to a third ion (as a part of the spin chain) has an adverse effect on the efficiency at the critical point. In fact, we conjecture that the internal ion-ion correlation and the external control parameter exhibit a cumulative effect on the efficiency, which may not be interpreted in terms of entanglement among the ions. Rather, the nature of the interaction governs the performance of the engine. Note that we consider each trapped ion confined to its two lowest electronic energy states in the Lamb-Dicke limit [33] and to two lowest vibrational eigenstates (with average phonon number much less than unity). This corresponds to a temperature of the order a few nano-Kelvin and may be considered a practical approximation to absolute zero temperature, as required in QPT by definition.

The structure of the paper is as follows. In Sec. II, we describe the model and our main results, including the engine operation at the critical points and the effect of a third qubit. In Sec. III, we conclude the paper with an outlook. In the Appendix, we discuss the unique features of our model, along with relevant analysis.

II. IMPLEMENTATION OF THE HEAT CYCLES**A. Our model**

We start with three trapped ions in a one-dimensional array, each with its lowest-lying electronic states $|\pm\rangle$ as the relevant energy levels. These ions share a common vibrational mode a . The Heisenberg XX -type interaction among these ions and the interaction between the vibrational mode and the electronic modes can be described by the following Hamiltonian (in unit

*suman.chand@iitrpr.ac.in

of Planck's constant $\hbar = 1$):

$$H = H_{12}^{(0)} + H_3^{(0)} + H_{12}^{\text{int}} + H_{23}^{\text{int}} + H_{\text{ph}} + H_{12,\text{ph}} + H_{3,\text{ph}}, \quad (1)$$

where

$$\begin{aligned} H_{12}^{(0)} &= B_1 \sigma_z^{(1)} + B_2 \sigma_z^{(2)}; & H_3^{(0)} &= B_3 \sigma_z^{(3)} \\ H_{12}^{\text{int}} &= J_1 [\sigma_+^{(1)} \sigma_-^{(2)} + \sigma_-^{(1)} \sigma_+^{(2)}]; \\ H_{23}^{\text{int}} &= J_2 [\sigma_+^{(2)} \sigma_-^{(3)} + \sigma_-^{(2)} \sigma_+^{(3)}], \\ H_{\text{ph}} &= \omega a^\dagger a, \\ H_{12,\text{ph}} &= k_1 [a^\dagger \sigma_-^{(1)} + \sigma_+^{(1)} a] + k_2 [a^\dagger \sigma_-^{(2)} + \sigma_+^{(2)} a] \\ H_{3,\text{ph}} &= k_3 [a^\dagger \sigma_-^{(3)} + \sigma_+^{(3)} a]. \end{aligned} \quad (2)$$

Here $H_{12}^{(0)}$ represents the unperturbed Hamiltonian of two ions 1 and 2, which interact with each other with the corresponding coupling constants J_1 , J_2 represents the strength of interaction between the second and the third ion, H_{ph} is the energy of the vibrational mode with frequency ω , and $H_{12,\text{ph}}$ and $H_{3,\text{ph}}$ define the interaction between the internal and the vibrational degrees of freedom of the respective ion. The interaction strength between the electronic transitions of the l th ion and the vibrational mode is given by $k_l = k$ ($l \in 1, 2, 3$). The magnetic field of strength B_l is applied along the quantization axis to the l th ion. The cases $J_i > 0$ and $J_i < 0$ ($i \in 1, 2$) correspond to the antiferromagnetic and the ferromagnetic interactions, respectively. In this paper, we choose the antiferromagnetic case only.

In our model, we use the third ion as an auxiliary system and consider the joint electronic degrees of freedom of the ions 1 and 2 as the working substance S of the heat engine. Therefore the unperturbed system Hamiltonian can be identified as

$$H_S = H_{12}^{(0)} + H_{12}^{\text{int}}. \quad (3)$$

The eigenvalues of this Hamiltonian H_S are given by (considering $B_1 = B_2 = B$)

$$E_1 = -2B, \quad E_2 = 2B, \quad E_3 = -J_1, \quad E_4 = +J_1, \quad (4)$$

with the respective eigenstates $|E_1\rangle = |--\rangle$, $|E_2\rangle = |++\rangle$, $|E_3\rangle = \frac{1}{\sqrt{2}}(|-+\rangle - |+-\rangle)$, and $|E_4\rangle = \frac{1}{\sqrt{2}}(|-+\rangle + |+-\rangle)$.

As described by the Hamiltonian H , the system S is subjected to the interaction with a third ion and the vibrational mode a . While the mode a can be chosen as a part of the heat cycles, the third ion rather influences the correlation into the system S and therefore the efficiency of the heat engine. In the following we will first briefly describe the operation of the heat engine and then the effect of the third ion.

As described in the Introduction, the vibrational mode can be considered a two-level *cold* bath (with the relevant phonon-number states $|0\rangle$ and $|1\rangle$) with an average phonon number $\bar{n}_{\text{ph}} \ll 1$. For instance, a single Be ion can be cooled utilizing standard ion trapping procedure to such an extent that the average motional quantum number can be of the order of 0.02 (see, for example, Ref. [34]). We here emphasize that a finite-level system will act as a bath, as coupling to such a

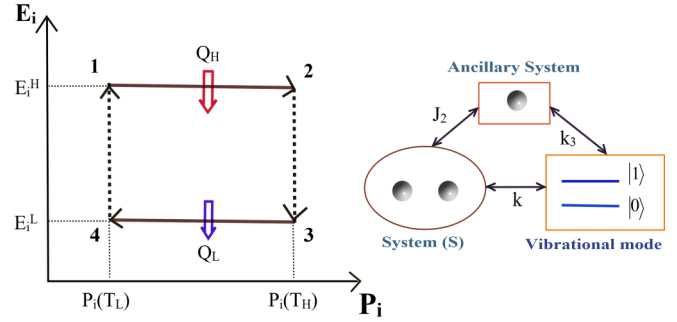


FIG. 1. A schematic E_i - P_i (energy levels vs. occupation probabilities) diagram of a quantum Otto cycle. The solid (dashed) lines refer to the isochoric (adiabatic) processes. The inset displays the different interaction channels among the system S (comprising two ions), an ancillary system (the ion 3), and the phonon mode and the corresponding interaction strength.

bath frequently prompts decoherence of the system (see, e.g., Ref. [35]). The system S and the ion 3 continuously interact with this effective cold bath through the Hamiltonian $H_{12,\text{ph}}$ and $H_{3,\text{ph}}$, respectively, while the thermal environment at an equilibrium temperature T_H simultaneously interacts with the system S , ion 3, and the vibrational mode.

In this paper, we focus on the quantum Otto cycle, which consists of two quantum isochoric and two quantum adiabatic stages. Such an engine resembles more realistic situations than idealistic Carnot engines, with a reciprocating heat cycle such that allows energetic changes to be distinguished with separate stages. This means that in each stage, either work is extracted from (or done on) the system or thermal energy is exchanged between the system and the reservoirs [36] but not both. First, in the isochoric heating stage ($1 \rightarrow 2$, Fig. 1), the ions get thermalized to an equilibrium temperature T_H of the ambient hot bath. To estimate the heat exchanged by the system with the bath during this stage, we start with the joint basis $|\alpha\beta\gamma j\rangle$, where $\alpha, \beta, \gamma \in \pm$ represent the electronic states of the ions 1, 2, and 3, respectively, and $j \in 0, 1$ the states of the mode a . In this basis, the eigenstates of the Hamiltonian H can be represented as $|U_n\rangle = \sum_{\alpha,\beta,\gamma,j} a_{\alpha\beta\gamma j}^n |\alpha\beta\gamma j\rangle$, where $n \in [1, 16]$ and $a_{\alpha\beta\gamma j}^n$ is the probability amplitude of the corresponding basis states in the n th eigenstate. The interaction with the thermal bath leads to the following mixed state of the joint system:

$$\rho_1^{(H)} = \sum_{n=1}^{16} p_n |U_n\rangle \langle U_n|, \quad p_n = \frac{\exp(-U_n/k_B T_H)}{\sum_{n=1}^{16} \exp(-U_n/k_B T_H)}, \quad (5)$$

where p_n is the occupation probability of the n th eigenstate $|U_n\rangle$ (with corresponding eigenvalue U_n) and k_B is the Boltzmann constant. Note that this state is achieved at the steady state irrespective of the initial preparation of the ions.

As we are interested in calculating the heat exchanged by the two-ion system S during this stage, we next obtain the reduced density matrix of the same in the basis $\{|E_i\rangle\}$, by taking the partial trace over the vibrational states and the ion 3. The average energy of the system can be written as $U = \sum_{i=1}^4 P_i E_i$, where P_i is the occupation probability of the

state $|E_i\rangle$. If the initial (final) probability for being in the i th eigenstate $|E_i\rangle$ is $P_i(T_L)$ [$P_i(T_H)$], then the heat exchanged with the hot bath by the system S during this stage is given by

$$Q_H = \sum_{i=1}^4 E_i^H \{P_i(T_H) - P_i(T_L)\}. \quad (6)$$

Note that this clearly depends on the initial preparation of the ion. During this process, the magnetic field is kept fixed at $B_l = B_H$ ($l \in, 1, 2, 3$), such that the corresponding eigenvalues E_i^H of the system Hamiltonian H_S also remain constant and therefore no work is done. Due to the change in the occupation probabilities, only the heat is exchanged during this cycle.

In the adiabatic expansion stage ($2 \rightarrow 3$, Fig. 1), the magnetic field B_l ($l \in, 1, 2$) is varied slow enough from B_H to a smaller value B_L , such that the process remains adiabatic. This corresponds to a change in the eigenvalues $E_{1,2}$ from $\mp 2B_H$ to $\mp 2B_L$, yet keeping the occupation probability of each eigenstate $|E_i\rangle$ nearly the same. Thus, there is no heat exchange between the system S and its environment, except certain work,

$$W_1 = \sum_{i=1}^4 P_i(T_H) (E_i^L - E_i^H). \quad (7)$$

For adiabatic evolution, a linear ramp such as $B(t) = B_H - (B_H - B_L)t/\tau$ could be chosen such that the adiabatic evolution takes place at a time τ , much smaller than the thermalization timescale $1/\gamma$ in which the heat bath (characterized by the temperature T_H) would become effective (γ is the decay rate of the system S) (a similar condition is also considered in Ref. [37]). Therefore, the system remains nearly unaffected by the heat bath and effectively evolves as a closed system. So, during this stage, no heat is exchanged, and the change in entropy is zero. This refers to a reversible adiabatic process (isentropic process) that is associated with no internal friction or heat leak [38–41]. Moreover, such heat leaks would have appeared in presence of inhomogeneous magnetic field [40], which is not the case in the present model.

Next, during the isochoric cooling stage ($3 \rightarrow 4$, Fig. 1) of an Otto cycle, some amount of heat Q_L is transferred from the system to the cold bath, while the magnetic field is maintained at B_L . In the present case, the vibrational mode a is modelled as the cold bath and the heat release is performed by measuring the system S and the ion 3 in a suitable basis (see Refs. [42,43] for details). The initial state $\rho_2^{(L)}$ for this stage (as obtained after the adiabatic process) can be written in the joint basis of the electronic states of 3 ions and the vibrational mode as

$$\rho_2^{(L)} = \sum_{q,r=1}^{16} \rho_2^{(qr)} |q\rangle\langle r|, \quad (8)$$

where $|q\rangle, |r\rangle \equiv |\alpha\beta\gamma j\rangle$, as defined before. Heat release from the system S is equivalent to cooling it down to the ground state. So, a measurement in the ground state [e.g., in the state $|- -\rangle$, when $J_1 < 2B_L$, see (4)] would effectively mimic the isochoric cooling process, and the associated heat release can

be expressed as

$$Q_L = \sum_{i=1}^4 E_i^L [P_i(T_L) - P_i(T_H)], \quad (9)$$

where $P_i(T_L) = 1$ when $|E_i\rangle$ is the basis state in which the system S is measured (in this case, the ground state) and $P_i(T_L) = 0$ otherwise.

In the last stage in the cycle (the adiabatic compression process, $4 \rightarrow 1$, Fig. 1), the magnetic field is adiabatically restored to the value B_H from B_L , such that the occupation probabilities of the energy eigenstates $|E_i\rangle$ of the system remain maintained at the values $P_i(T_L)$. The work done by the system during this stage is given by

$$W_2 = \sum_{i=1}^4 P_i(T_L) (E_i^H - E_i^L). \quad (10)$$

B. Efficiency of the heat engine around the critical point

As mentioned in the Introduction, the quantum phase transition occurs in a quantum system when the external driving parameter sweeps through a critical value. It corresponds to a nonanalyticity of the ground-state energy as one varies the parameter across the ‘‘critical point.’’ Let us consider the dynamics of a quantum system under the action of the Hamiltonian $H(\lambda) = H_0 + \lambda H_1$. If we change the parameter λ , then there can be a level crossing (crossing of two eigenvalues at a critical value $\lambda = \lambda_0$) at which an excited state turns into a lowest-energy state (i.e., the ground state). Such a form of nonanalyticity (i.e., the level crossing) corresponds to the first-order QPTs [31,44]. Despite the fact that absolute zero is not achievable, it is logical to consider the presently achievable low-temperature domain [45,46] to closely match with the parameter domain that is required in QPTs, by definition. It is also assumed that the ground state is nondegenerate [44].

In the present case, as one sweeps the magnetic field B (equivalent to the control parameter λ , as discussed above), the eigenvalues of the Hamiltonian (3) display a level crossing at $B = J_1/2$, referring to a critical point. Below, we first study the behavior of the heat engine above and below the critical point.

As one decreases the magnetic field from B_H to B_L , such that B_L remains larger than $J_1/2$ (above the critical point), the state $|E_1\rangle = |- -\rangle$ remains the ground state of the system. So, a measurement in this state during the isochoric cooling process cools down the system and the reminiscent heat gets absorbed by the ancillary systems. In this case, the heat absorbed Q_H becomes positive, while $Q_L < 0$ and the work done becomes positive [see Fig. 2(a)]. This refers to execution of a heat engine. Note that as B_L tends to the critical value $J_1/2$, the efficiency of this heat engine, $\eta = \frac{\text{Work Output}}{\text{Heat Input}} = \frac{Q_H + Q_L}{Q_H}$, tends to its maximum value [see Fig. 3(a)]. We further show in Fig. 3(b) how the work W done by the system varies with the efficiency η . To obtain this variation we have changed the magnetic field B_L above the critical point, i.e., $B_L \geq J_1/2$, while the largest value of η refers to the the critical point $B_L = J_1/2$. It is clear from this figure that, close to the critical point, both the work output and the efficiency of the heat engine are large. Such a monotonic behavior of work-efficiency plot has

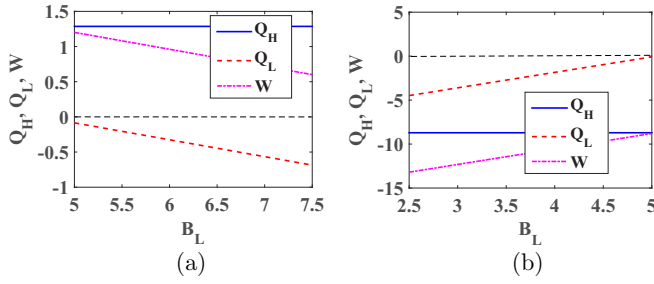


FIG. 2. Variation of heat-exchanged Q_H (solid blue) and Q_L (dotted red), with the hot and the cold bath, respectively and the net work done W (dot-dashed magenta) as a function of the magnetic field B_L during exhaust stage, when the measurement is done in (a) the $|E_1\rangle$ state and (b) the $|E_3\rangle$ state. The others parameters for the cycle are $B_H = 10$, $k = 0.1$, $\omega = 1$, $k_B T_H = 3.5$, and $J_1 = J_2 = 10$. The physically acceptable parameter region for the engine to operate is obtained when the measurement is performed in the $|E_1\rangle$ state.

been reported also in Ref. [47]. With the change in B_L , the work done by the system changes, while the heat absorbed Q_H remains the same, leading to a linear work-efficiency behavior (see Appendix for a relevant analysis). Instead, if one changes B_H , keeping B_L fixed at a value above the critical point, the Q_H gets modified, leading to a parabolic nature in the work-efficiency dependence (see Fig. 4). This kind of variation has been shown also in Refs. [48,49]. On the other hand, below the critical point, the system behaves quite differently. When the magnetic field is decreased to a value below the critical value $J_1/2$, the state $|E_1\rangle = |--\rangle$ no longer remains the ground state but rather the state $|E_3\rangle = \sqrt{1/2}(|-+\rangle - |+-\rangle)$ becomes the minimum energy state. So a measurement in this state could lead to cooling in the isochoric cooling stage, $3 \rightarrow 4$, i.e., $Q_L < 0$. On the contrary, we find that Q_H becomes negative, referring to heat release to the hot bath during the isochoric heating stage, $1 \rightarrow 2$. This could otherwise lead to a refrigeration effect, if $Q_L > 0$ and $W < 0$ (i.e., if heat would be absorbed from the cold bath, at the expense of work done on the system). In our case, however, all the heat and work terms, i.e., Q_H , Q_L , and W , remain negative [see Fig. 2(b)]. This represents an unphysical situation, which corresponds neither to a heat engine cycle nor a refrigeration effect.

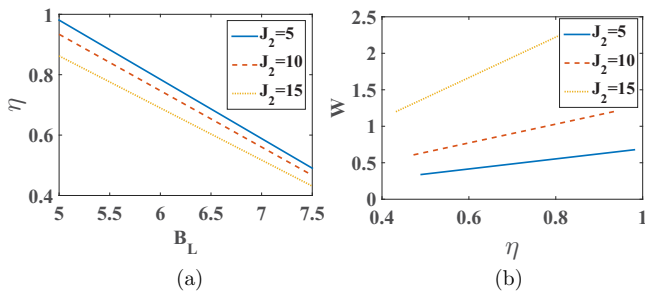


FIG. 3. (a) Variation of the efficiency η as a function of the magnetic field B_L and (b) the work W done by the system with the efficiency η for different values of J_2 and for the same range of B_L as in (a). The system is measured in $|E_1\rangle$ state. The other parameters are the same as in Fig. 2.

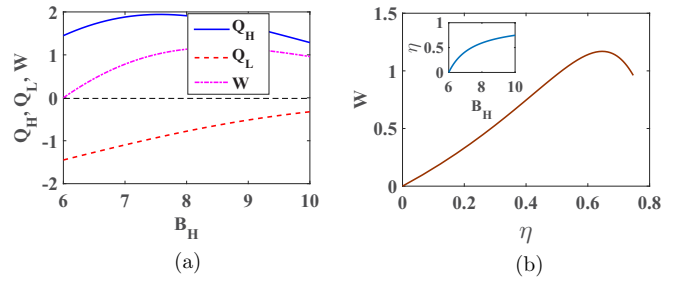


FIG. 4. (a) Variation of heat-exchanged Q_H (solid blue) and Q_L (dotted red), with the hot and the cold bath, respectively and the net work done W (dot-dashed magenta) as a function of the magnetic field B_H during isochoric heating step and (b) the work W done by the system with the efficiency η , while the system is measured in $|E_1\rangle$ state. We have chosen $B_L = 6$, a value above the critical point. The other parameters are the same as in Fig. 2. The inset in (b) shows the variation of η with B_H .

This clearly indicates that the critical point $B_L = J_1/2$ defines the lower limit of the magnetic field till which one can extract certain work from the system. By reversing the direction of the magnetic field, one can attain a similar boundary point, namely $B_L = -J_1/2$, at which the eigenvalues of (3) display a level crossing between the states $|E_2\rangle$ and $|E_3\rangle$.

We next study how the interaction between two spins affects the efficiency η above the critical point. We relate this to the von Neumann entropy of the system S . The von Neumann entropy [50] $S_{vN}(\rho) = -k_B \text{Tr}(\rho \ln \rho)$ is known to provide a signature of quantum correlations, and particularly, for a two-qubit system (as in our case of two-ion system S) quantifies the entanglement. For a two-qubit system, ρ is the reduced density matrix of one of the qubits, obtained by partial trace over the Hilbert space of the other qubit. We find that both the von Neumann entropy S_{vN} at the end of the isochoric heating stage and the efficiency η increase with J_1 (see Fig. 5). For a fixed value of J_2 , an increase in J_1 leads to increase in the correlation (or, more precisely speaking, the entropic entanglement) between the ion 1 and the ion 2, and so the efficiency. Note that we have calculated the entropy of the state at the end of the isochoric heating process, when the system attains a thermal equilibrium. This can also be treated as the entropy change during heating, as

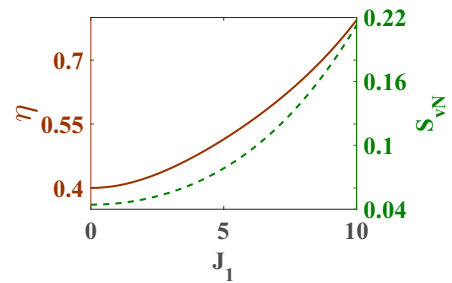


FIG. 5. Variation of the efficiency η (solid red) and von Neumann entropy S_{vN} (dashed green) as a function of J_1 for $J_2 = 0.1$. We have chosen $B_L = 6$, a value above the critical point for the variation of J_1 and the other parameters are the same as in Fig. 2. The system is measured in the $|E_1\rangle$ state.

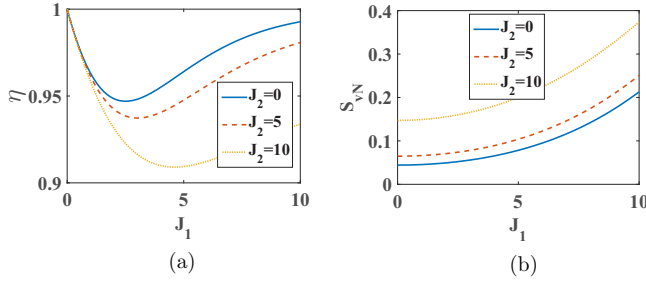


FIG. 6. Variation of (a) the efficiency η and (b) the von Neumann entropy S_{vN} as a function of J_1 , at the critical point $B_L = J_1/2$, for different values of J_2 . The other parameters are the same as in Fig. 2.

the initial state before thermalization is a pure state, thanks to the projective measurement in a pure state during the stage $3 \rightarrow 4$, followed by the adiabatic isentropic stage $4 \rightarrow 1$. We emphasize that the total entropy change during the full cycle is zero in the present model, as the entropy is a state function and the system returns to the initial state after one complete cycle, and therefore, no heat leak occurs into or out of the system.

C. Engine efficiency at the critical point

Next, we discuss how the system behaves *at the critical point*, $B_L = J_1/2$. In this domain, the efficiency varies with J_1 differently than in the domain above the critical point. For small J_1 , the system behaves as weakly coupled two-ion system, and the efficiency of the engine becomes similar to that of a single-ion heat engine [42]. Note that for a single ion, driven by a magnetic field alone, the efficiency of an Otto engine can be written as $\eta = 1 - B_L/B_H$ [42]. Therefore, as B_L is increased from zero, the efficiency decreases from close to unity, *linearly*. Clearly the effect of J_1 is not very substantial. For larger J_1 , however, the above linear dependence does not hold any more. As J_1 becomes large, i.e., as two ions get coupled stronger, their internal correlation eventually increases the efficiency [see Fig. 6(a)]. This also corresponds to an increase in the von Neumann entropy of the system [see Fig. 6(b)]. More interestingly, the work W done by the system varies with J_1 (Fig. 7) in the similar way the entropy varies.

Next we study the critical point behavior of the engine under the action of the ion 3. It is known that at the critical

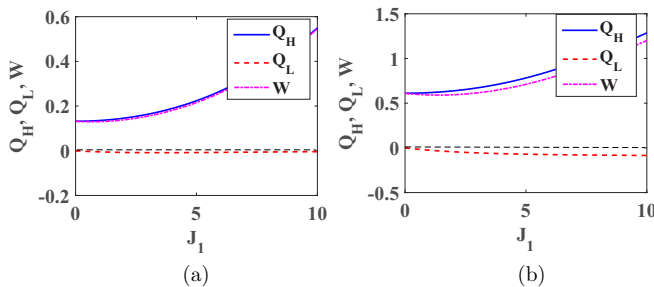


FIG. 7. Variation of heat-exchanged Q_H (solid blue) and Q_L (dotted red), with the hot and the cold bath, respectively and the net work done W (dot-dashed magenta) as a function of J_1 , at the critical point $B_L = J_1/2$, for (a) $J_2 = 0$ and (b) $J_2 = 10$. The other parameters are the same as in Fig. 2.

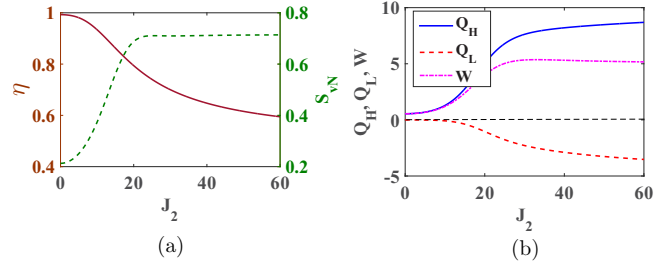


FIG. 8. Variation of (a) the efficiency η (solid red) and von Neumann entropy S_{vN} (dashed green) and (b) the heat exchanged Q_H (solid blue) and Q_L (dotted red), with the hot and the cold bath, respectively, and the net work done W (dot-dashed magenta), as a function of J_2 at the critical point $B_L = J_1/2 = 5$. The other parameters are the same as in Fig. 2. The system is measured in the $|E_1\rangle$ state.

point, the correlation becomes long range. Essentially we ask the following question: Does the correlation with the ion 3 have any substantial effect on the engine efficiency? The interaction of the system S to the ion 3 is described by a direct coupling H_{23}^{int} and an indirect coupling $H_{3,ph}$ via a common vibrational mode a . Such interaction affects the entropy of the system, in addition to the entropy change by a thermal environment.

When $J_2 = 0$ (no direct coupling to the ion 3), the S_{vN} of the system S is primarily affected by the heat exchange with the thermal bath. But when $J_2 \neq 0$, the correlation with the ion 3 starts playing a major role in the engine operation. At the critical point ($B_L = J_1/2$), the von Neumann entropy S_{vN} of the system S increases with J_2 , before getting saturated [see Fig. 8(a)]. This is due to the direct interaction between the system and the ancillary qubit (i.e., the ion 3), that leads to further mixing in the density matrix of S . This is akin to the increase in entropy when a system interacts with its thermal environment. However, such an increase in entropy with J_2 is not effective in increasing the efficiency η . We find that η decreases monotonically with J_2 [see both Fig. 6 and Fig. 8(a)], though the work W done by the system increases [see Fig. 8(b)]. This means that if the system S is open to interaction with any ancillary system, it degrades the performance of the system as a heat engine, even if it delivers more work.

We further note that the work W and the entropy vary in the similar way with J_2 . This marks an one-to-one correspondence between the work and the entropy. As mentioned before, such a correspondence is also found from the Fig. 6(b) and Fig. 7. A linear dependence of the work output on the entropy has been reported also in heat engines based on molecular systems [51].

We emphasize that, as evident from the Figs. 6 and Fig. 8, there is no generic correlation between the von Neumann entropy and the efficiency of the engine. While the entropy of a system increases due to interaction among the constituent particles as well as due to external perturbation, its efficiency would primarily depend on the nature of this interaction. The internal interaction would improve the engine performance, while any interaction with an ancillary system deteriorates the system's performance as an efficient heat engine. This implies

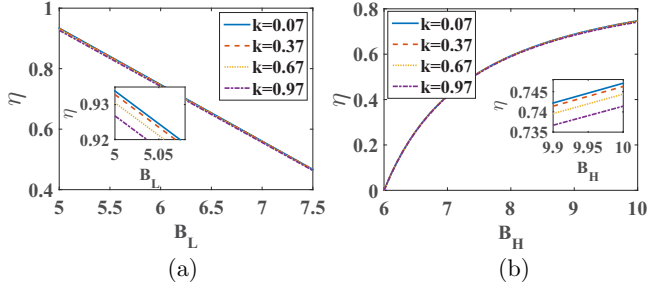


FIG. 9. Variation of the efficiency η as a function of (a) the magnetic field B_L and (b) the magnetic field B_H during isochoric heating step for different values of the coupling k between the internal and motional states of the ions, while the system is measured in $|E_1\rangle$ state. For (a), B_L is maintained above the critical point, while for (b), we have chosen $B_L = 6$, a value above the critical point. The other parameters are the same as in Fig. 2. Clearly, changes in the coupling k (within the Lamb-Dicke limit) have only negligible effect of the efficiency η (as shown in the insets)

that when a part of an extended system is considered as the working fluid, the correlation of such working fluid with the other part tends to adversely affect its efficiency as a heat engine. However, a strong interaction between the particles of the working fluid would improve the efficiency of the system.

On the other hand, if the state of the system becomes more mixed due to these interactions, then the system delivers more work. Both the internal and external interactions will allow the system to generate more work output, albeit with less efficiency if J_2 increases. This essentially means that the coherence in the system is consumed to deliver further work. If there is no further change in entropy (i.e., no further decrease in coherence content), work cannot be further generated.

Note that the Hamiltonians $H_{12,\text{ph}}$ and $H_{3,\text{ph}}$ describe the interaction of the working medium (two ions) and the ancillary system to the cold bath. For larger values of k (stronger coupling to the bath), the system will move more out of equilibrium, and the performance of the engine would be degraded (see, e.g., Ref. [36]). However, in the Lamb-Dicke limit, for smaller values of k , the efficiency is not substantially affected, as displayed in Fig. 9.

D. Discussions

In our model, after each cycle ends, the total change in entropy is zero, as the system is initialized to the ground state at the end of each cycle. This is achieved as (a) the system is projected into the ground state during the cooling stage and (b) all the adiabatic stages are chosen to be perfect. Therefore, there exists no internal irreversibility in our model, unlike that in finite-time thermodynamics (FTT), for which internal “friction” leads to finite change in entropy ($\Delta S \neq 0$) [52]. This means that there are no heat leaks involved, as there are no changes in the probabilities of the eigenstates during these stages. In fact, during the adiabatic stages (when $\tau \ll 1/\gamma$, i.e., as long as the interaction with the external bath does not become effective), the system evolves reversibly (i.e., unitarily, in quantum mechanical terminology, see Ref. [7] for the equivalence). Interestingly, these stages occur for finite time τ , which is long enough to ensure adiabaticity

and yet fast enough to ensure that the bath interaction is not set in. Only when the system is coupled to the bath, it undergoes an irreversible process (thermalization or projective measurement). Therefore, our model can be considered as endoreversible [52], though not FTT (the thermalization process in our model is infinitely slow). Note that heat leaks happen in Curzon-Ahlborn model for its fast operation, while the internal irreversibilities occur due to entropy change during the cycle (see Sec. 5, Ref. [52]). We emphasize that neither of them occurs in our case.

This proposal can be implemented using the current trapped-ion technology. We have considered the parameter regime as described in Ref. [53]. They proposed a scheme based on two laser-cooled trapped $^{40}\text{Ca}^+$ ions of mass m confined in a harmonic potential. An external magnetic field gives rise to a Zeeman splitting, typically in the range of $2\pi \times 5$ MHz to $2\pi \times 20$ MHz. The trap frequency ω is typically in the range of $2\pi \times 1$ MHz to $2\pi \times 5$ MHz. The temperature can be varied from 2 mK to below $6 \mu\text{K}$. The Lamb-Dicke parameter, proportional to k governs the coupling strength between internal and motional states. Typical value of k can be 0.07, whereas the coupling J_i s between the internal states of the ions for a typical ion trap system can be $2\pi \times 1.5$ kHz [54].

III. CONCLUSION

In summary, we have studied how an Otto engine with two trapped ions behaves at and in the neighbourhood of the critical point of quantum phase transitions. While the system behaves as a heat engine above the critical point, it fails to act as one below this point. This suggests that the engine efficiency can be considered as a marker for identifying the phase transition. Similar conclusions can be made when the magnetic field is reversed and the system behaves as a heat engine above the critical point. Though the adiabatic decrease in the magnetic field increases the efficiency of the heat engine, the lower limit of the magnetic field (corresponding to the critical point) is governed by the internal coupling constant of the constituent ions of the system S .

Further, at the critical point, the coupling of the system S with another ion modifies the performance of the QOE. It is found that as the internal coupling inside the system S is increased, the efficiency gets enhanced. On the other hand, on increase of the coupling to an ancillary system (here, the ion 3), the efficiency decreases. We therefore conjecture that if the working fluid for a quantum heat engine is a part of a larger system, then its interaction with the other part of the system (or the long-range correlation with the ancillary system) degrades the overall performance of the working fluid as a heat engine, though more work could be extracted from the system in such cases.

ACKNOWLEDGMENTS

We extend our sincere thanks to the reviewers, whose insightful comments have led to substantial improvement of the paper.

APPENDIX

The linear behavior in Fig. 3(b) can be understood as follows. This plot is obtained by changing B_L (for a fixed B_H and J_1), and calculating W and η for each value of B_L . In the limit of very weak coupling to the photon modes (i.e., for negligible k) and $J_2 = 0$, we find that the work output can be written as $W = (B_H - B_L)f_1(J_1, B_H)$, where

$$f_1(J_1, B_H) = 1 - \frac{1}{Z} \sinh\left(\frac{2B_H}{k_B T_H}\right),$$

$$Z = \cosh\left(\frac{2B_H}{k_B T_H}\right) + \cosh\left(\frac{J_1}{k_B T_H}\right). \quad (\text{A1})$$

Clearly for $B_L < B_H$, the work output is positive for all positive values of J_1 and B_H . We further find that the efficiency becomes

$$\eta = \left(1 - \frac{B_L}{B_H}\right) \frac{f_1}{f_1 - f_2},$$

$$f_2(J_1, B_H) = \frac{J_1}{2B_H} \frac{1}{Z} \sinh\left(\frac{J_1}{k_B T_H}\right). \quad (\text{A2})$$

Clearly, in the limit of $J_1 \rightarrow 0$ (i.e., when two ions do not interact with each other), $\eta = 1 - B_L/B_H$, that corresponds to a single-ion heat engine. Further note that the magnetic field cannot be reduced below $J_1/2$ (the critical point) to make the heat engine work, i.e., B_L must be at least $J_1/2$. This means that B_H needs to be chosen greater than $J_1/2$ for the system to behave as a heat engine, as $B_H > B_L$ is required to have a positive work output.

More importantly, as seen from the Eqs. (A1) and (A2), both W and η decrease linearly with increase in B_L and therefore η becomes proportional to W [$\eta = W/\{B_H(f_1 - f_2)\}$] for fixed values of B_H and J_1 . This explains the linear behavior of Fig. 3(b). There is no extremum in this case, as both dW/dB_L and $d\eta/dB_L$ are finite, if B_H is finite. Therefore, the efficiency does not follow $(1/2)(1 - B_L/B_H)$ behavior, unlike that as described in Ref. [55]. It must be borne in mind that the achievable upper limit of η corresponds to the minimum allowed value of $B_L = J_1/2$ (the critical point), below which the system does not work as a heat engine. This means that the efficiency cannot be *arbitrarily* increased to unity.

The Fig. 4(b) is obtained by calculating W and η at different values of B_H (for a fixed J_1 and $B_L > J_1/2$, i.e.,

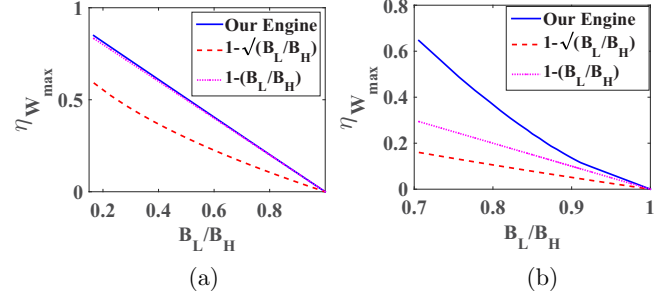


FIG. 10. Variation of $\eta_{W_{\max}}$ in our model (solid blue) with $\frac{B_L}{B_H}$ for (a) $J_1 = 1$ and (b) $J_1 = 10$, while the system is measured in $|E_1\rangle$ state. The plots for $(1 - \sqrt{\frac{B_L}{B_H}})$ (dashed red) and $(1 - \frac{B_L}{B_H})$ (dotted magenta) are also shown for reference. We have chosen values of B_L above the critical point. We have varied B_L from 0.7 to $B_H = 10$ in (a) and from 6 to $B_H = 20$ in (b). The other parameters are the same as in Fig. 2.

above critical point). As seen from Eqs. (A1) and (A2), both W and η vary in a nontrivial way with B_H . One would obtain a maximum of W for a certain value of B_H , which could be obtained by using $\partial W/\partial B_H = 0$. We calculated η using this particular value of B_H , for which W reaches to a maximum value W_{\max} . The above procedure is repeated for other values of B_L , so as to investigate how $\eta_{W_{\max}}$ varies with B_L/B_H . We show in Fig. 10 the variation of $\eta_{W_{\max}}$ with $\frac{B_L}{B_H}$ for different values of J_1 . This clearly shows that for smaller J_1 , the efficiency $\eta_{W_{\max}}$ corresponding to maximum achievable work, displays a behavior close to $1 - \frac{B_L}{B_H}$ as shown in Fig. 10(a). On the other hand, for larger J_1 , this behavior deviates far from $1 - \frac{B_L}{B_H}$. This further suggests that the ion-ion interaction enhances both the efficiencies η and $\eta_{W_{\max}}$.

We emphasize that though the engine described in this work exhibits endoreversible cycle, its efficiency does not follow a $(1 - \sqrt{B_L/B_H})$ behavior, that would resemble that for an classical endoreversible heat engine (with magnetic field terms replaced by ambient temperature terms) [52,56]. The crucial differences lie into Markovian heating process (unlike polynomial heat laws, often used in case of classical endoreversible engines; e.g., see Sec. 5.2, Ref. [52]) and the measurement-based cooling protocol, which does not have any classical analog.

[1] K. Huang, *Statistical Mechanics*, 2nd ed. (John Wiley & Sons, New York, 1987).
 [2] H. E. D. Scovil and E. O. Schulz-DuBois, *Phys. Rev. Lett.* **2**, 262 (1959).
 [3] G. Gemma, M. Michel, and G. Mahler, *Quantum Thermodynamics* (Springer, New York, 2004).
 [4] J. Goold, M. Huber, A. Riera, L. del Rio, and P. Skrzypczyk, *J. Phys. A* **49**, 143001 (2016).
 [5] S. Vinjanampathy and J. Anders, *Contemp. Phys.* **57**, 545 (2016).
 [6] R. Alicki and R. Kosloff, [arXiv:1801.08314](https://arxiv.org/abs/1801.08314) (2018).

[7] H. T. Quan, Y.-X. Liu, C. P. Sun, and F. Nori, *Phys. Rev. E* **76**, 031105 (2007); H. T. Quan, *ibid.* **79**, 041129 (2009).
 [8] T. Feldmann and R. Kosloff, *Phys. Rev. E* **61**, 4774 (2000); **70**, 046110 (2004).
 [9] X. L. Huang, T. Wang, and X. X. Yi, *Phys. Rev. E* **86**, 051105 (2012).
 [10] J. Wang, Z. Wu, and J. He, *Phys. Rev. E* **85**, 041148 (2012).
 [11] T. Zhang, W.-T. Liu, P.-X. Chen, and C.-Z. Li, *Phys. Rev. A* **75**, 062102 (2007).
 [12] G. F. Zhang, *Eur. Phys. J. D* **49**, 123 (2008).
 [13] H. Wang, S. Liu, and J. He, *Phys. Rev. E* **79**, 041113 (2009).

- [14] G. Thomas and R. S. Johal, *Phys. Rev. E* **83**, 031135 (2011).
- [15] F. Altintas, A. Ü. C. Hardal, and Ö. E. Müstecaplıoğlu, *Phys. Rev. E* **90**, 032102 (2014); F. Altintas and Ö. E. Müstecaplıoğlu, *ibid.* **92**, 022142 (2015).
- [16] H. Xian and H. JiZuou, *Sci. China-Phys. Mech. Astron.* **55**, 1751 (2012).
- [17] X. L. Huang, Huan Xu, X. Y. Niu, and Y. D. Fu, *Phys. Scr.* **88**, 065008 (2013).
- [18] H. L. Hung, Y. Liu, Z. Wang, and X. Y. Niu, *Eur. Phys. J. Plus* **129**, 4 (2014).
- [19] J.-Z. He, X. He, and J. Zheng, *Int. J. Theor. Phys.* **51**, 2066 (2012).
- [20] S. Cakmak, F. Altintas, and O. Mustecaplıoğlu, *Eur. Phys. J. Plus* **131**, 197 (2016).
- [21] G. Thomas, M. Banik, and S. Ghosh, *Entropy* **19**, 442 (2017).
- [22] Y. Rezek and R. Kosloff, *New J. Phys.* **8**, 83 (2006); R. Kosloff and Y. Rezek, *Entropy* **19**, 136 (2017).
- [23] J. Wang, Z. Ye, Y. Lai, W. Li, and J. He, *Phys. Rev. E* **91**, 062134 (2015).
- [24] H. T. Quan, P. Zhang, and C. P. Sun, *Phys. Rev. E* **73**, 036122 (2006).
- [25] O. Abah, J. Roßnagel, G. Jacob, S. Deffner, F. Schmidt-Kaler, K. Singer, and E. Lutz, *Phys. Rev. Lett.* **109**, 203006 (2012); J. Roßnagel, O. Abah, F. Schmidt-Kaler, K. Singer, and E. Lutz, *ibid.* **112**, 030602 (2014).
- [26] K. Zhang, F. Bariani, and P. Meystre, *Phys. Rev. Lett.* **112**, 150602 (2014); *Phys. Rev. A* **90**, 023819 (2014).
- [27] B. Sothmann and M. Buttiker, *Europhys. Lett.* **99**, 27001 (2012).
- [28] O. Fialko and D. W. Hallwood, *Phys. Rev. Lett.* **108**, 085303 (2012).
- [29] M. O. Scully, M. S. Zubairy, G. S. Agarwal, and H. Walther, *Science* **299**, 862 (2003); M. O. Scully, *Phys. Rev. Lett.* **88**, 050602 (2002); **87**, 220601 (2001).
- [30] X. L. Huang, L. C. Wang, and X. X. Yi, *Phys. Rev. E* **87**, 012144 (2013).
- [31] S. Sachdev, *Quantum Phase Transition* (Cambridge University Press, Cambridge, 1999).
- [32] Y.-H. Ma, S.-H. Su, and C.-P. Sun, *Phys. Rev. E* **96**, 022143 (2017).
- [33] D. Leibfried, R. Blatt, C. Monroe, and D. Wineland, *Rev. Mod. Phys.* **75**, 281 (2003).
- [34] C. Monroe, D. M. Meekhof, B. E. King, S. R. Jefferts, W. M. Itano, D. J. Wineland, and P. Gould, *Phys. Rev. Lett.* **75**, 4011 (1995).
- [35] A. Biswas and P. Brumer, *Israel J. Chem.* **52**, 461 (2012).
- [36] D. Newman, F. Mintert, and A. Nazir, *Phys. Rev. E* **95**, 032139 (2017).
- [37] D. Gelbwaser-Klimovsky, A. Bylinskii, D. Gangloff, R. Islam, A. Aspuru-Guzik, and V. Vuletic, *Phys. Rev. Lett.* **120**, 170601 (2018).
- [38] T. Feldmann and R. Kosloff, *Phys. Rev. E* **68**, 016101 (2003).
- [39] F. Plastina, A. Alecce, T. J. G. Apollaro, G. Falcone, G. Francica, F. Galve, N. LoGullo, and R. Zambrini, *Phys. Rev. Lett.* **113**, 260601 (2014).
- [40] G. Thomas and R. S. Johal, *Eur. Phys. J. B* **87**, 166 (2014).
- [41] S. Cakmak, F. Altintas, A. Gençten, and Ö. E. Müstecaplıoğlu, *Eur. Phys. J. D* **71**, 75 (2017).
- [42] S. Chand and A. Biswas, *Europhys. Lett.* **118**, 6 (2017).
- [43] S. Chand and A. Biswas, *Phys. Rev. E* **95**, 032111 (2017).
- [44] E. Mascarenhas, H. Braganca, R. Dorner, M. Franca Santos, V. Vedral, K. Modi, and J. Goold, *Phys. Rev. E* **89**, 062103 (2014).
- [45] F. Ticozzi and L. Viola, *Sci. Rep.* **4**, 5192 (2014).
- [46] D. McKay and B. DeMarco, *Rep. Prog. Phys.* **74**, 054401 (2011).
- [47] M. Campisi and R. Fazio, *Nat. Commun.* **7**, 11895 (2016).
- [48] F. Wu, L. Chen, F. Sun, C. Wu, and Q. Li, *Phys. Rev. E* **73**, 016103 (2006).
- [49] J. M. Gordon, *Am. J. Phys.* **59**, 551 (1991).
- [50] J. von Neumann, *Mathematical Foundations of Quantum Mechanics* (Princeton University Press, Princeton, NJ, 1955).
- [51] W. Hubner, G. Lefkidis, C. D. Dong, D. Chaudhuri, L. Chotorlishvili, and J. Berakdar, *Phys. Rev. B* **90**, 024401 (2014).
- [52] K. H. Hoffman, J. M. Burzler, and S. Schubert, *J. Non-Equilib. Thermodyn.* **22**, 311 (1997).
- [53] J. Goold, U. Poschinger, and K. Modi, *Phys. Rev. E* **90**, 020101(R) (2014).
- [54] S. Wölk and C. Wunderlich, *New J. Phys.* **19**, 083021 (2017).
- [55] R. Uzdin and R. Kosloff, *Europhys. Lett.* **108**, 40001 (2014).
- [56] H. Ouerdane, Y. Apertet, C. Goupil, and Ph. Lecoeur, *Eur. Phys. J. Spec. Top.* **224**, 839 (2015).