

Heterogeneous update mechanisms in evolutionary games: Mixing innovative and imitative dynamics

Marco Antonio Amaral¹ and Marco Alberto Javarone^{2,3,4}

¹*Departamento de Física, Universidade Federal do Rio Grande do Sul–RS, Brazil*

²*School of Computing, University of Kent, Chatham Maritime, United Kingdom*

³*nChain Ltd., London W1W 8AP, United Kingdom*

⁴*School of Computer Science, University of Hertfordshire, Hatfield AL10 9AB, United Kingdom*



(Received 15 December 2017; revised manuscript received 5 March 2018; published 5 April 2018)

Innovation and evolution are two processes of paramount relevance for social and biological systems. In general, the former allows the introduction of elements of novelty, while the latter is responsible for the motion of a system in its phase space. Often, these processes are strongly related, since an innovation can trigger the evolution, and the latter can provide the optimal conditions for the emergence of innovations. Both processes can be studied by using the framework of evolutionary game theory, where evolution constitutes an intrinsic mechanism. At the same time, the concept of innovation requires an opportune mathematical representation. Notably, innovation can be modeled as a strategy, or it can constitute the underlying mechanism that allows agents to change strategy. Here, we analyze the second case, investigating the behavior of a heterogeneous population, composed of imitative and innovative agents. Imitative agents change strategy only by imitating that of their neighbors, whereas innovative ones change strategy without the need for a copying source. The proposed model is analyzed by means of analytical calculations and numerical simulations in different topologies. Remarkably, results indicate that the mixing of mechanisms can be detrimental to cooperation near phase transitions. In those regions, the spatial reciprocity from imitative mechanisms is destroyed by innovative agents, leading to the downfall of cooperation. Our investigation sheds some light on the complex dynamics emerging from the heterogeneity of strategy revision methods, highlighting the role of innovation in evolutionary games.

DOI: [10.1103/PhysRevE.97.042305](https://doi.org/10.1103/PhysRevE.97.042305)

I. INTRODUCTION

The emergence of cooperation is a topic of paramount relevance in different areas, as demonstrated by the long list of contributions across various fields, ranging from biology to sociology, and from economics to robotics [1–4]. In a broad sense, why should people cooperate with their peers in a competitive scenario, where selfish individuals would often fare better? Evolutionary game theory (EGT) constitutes one of the most suitable tools for approaching such a question [5–7], and the Prisoner’s dilemma represents the canonical way to study how a cooperative behavior can emerge in a competitive scenario [3,8]. The dynamics of evolutionary games shows how cooperation results from a collective behavior. Notably, these models consider a population that, under particular conditions, is able to reach an equilibrium of cooperation even when the agent interactions are based on games whose Nash equilibrium is defection.

One of the earliest approaches in EGT, proposed by Maynard Smith [5,9], uses the mathematical framework of birth-death dynamics usually seen in biological evolution, in a model in which individuals copy the strategy of more successful contacts (akin to a Moran process). Using a linear copy probability, this mechanism leads to the classical replicator equation [10], i.e., the general mathematical model for natural evolution. However, from a game theory perspective, individuals can change strategy by many other mechanisms, e.g., imitation of the best, win-stay-lose-learn, tit-for-tat, and so

on and so forth [3,10]. Here, updating rules based on imitative mechanisms can be defined as noninnovative [10], since they allow individuals to choose only among strategies adopted in their neighborhood. As a result, once a strategy disappears, it can be considered as extinct if there is no external mutation mechanism. It is important to note how mutation mechanisms can lead to diversity, but they are not directly related to an innovative updating rule, which represents the ability of one individual to choose a strategy that does not appear in its neighborhood. On the other hand, mechanisms that lead individuals to change strategy without the need to copy from a source (e.g., a neighbor) can be defined as innovative. For instance, one individual might change strategy by analyzing the trend of her or his gain, e.g., a decreasing gain might lead to testing a different strategy. One of the most famous cases is the win-stay-lose-shift, where if the individual has a payoff below some aspiration level, she or he simply changes strategy, no matter which strategies are available from the neighborhood. Two other famous examples of innovative updating rules are the Logit rule and best response [11–14].

From the point of view of information theory, there is an important difference between these two classes of updating rules, i.e., innovative and noninnovative. Notably, rational individuals [15] select their strategy according to rules that take into account their gain over time, or their current gain and that of their neighbors. Therefore, they need some information in order to make a decision. Thus, the essential difference between innovative and noninnovative individuals lays in the

information source they adopt or have about the system. As reported in previous investigations (e.g., [12,14,16–18]), the application of innovative and noninnovative updating rules leads to results that can be drastically different. As a very interesting and recent example, Ref. [19] showed how innovative strategies toward vaccination can lead to different dynamics from the usual imitative ones, changing the vaccination coverage. It is interesting to observe that imitative mechanisms are usually associated with long-term biological evolution. The copying process is related to the offspring of a more successful individual inheriting her or his parent strategy. On the other hand, innovative dynamics can model the behavior of individuals that, like humans, have cognitive responses to the environment [20,21], and that happen on shorter time scales.

Imitative dynamics have been broadly studied for different games, updating rules and connection topologies. Some classic mechanisms that support cooperation in this setting include kin selection [22], mobility and dilution [23], direct and indirect reciprocity [24], network reciprocity [25,26], group selection [27], dissociation [28], and population heterogeneity [29–31] (for reviews, see [10,32,33]). Nevertheless, innovative mechanisms still require deeper studies in the evolutionary context. It is worth highlighting the strong relation between innovation and cooperation, as reported in recent works demonstrating that, if a population adopts just an innovative strategy for performing updates, cooperation can be sustained for a large range of parameters. In [16], the authors show that win-stay-lose-shift with dynamic aspiration can lead to the coexistence of cooperation and defection for the whole parameter range, while, at the same time, cooperators do not need to form islands to survive. In [12,34,35], a model based on the Glauber dynamics (from magnetism) shows the survival of cooperators while leading the population to global stable patterns, in a process akin to the minimization of energy. Driven by this observation, in this work we propose an evolutionary model for studying the dynamics of a heterogeneous population composed of imitative and innovative agents. In particular, imitative agents adopt the typical copying mechanism with a probability weighted by the Fermi-Dirac distribution, while the innovative ones use the Logit rule (also weighted by the Fermi-Dirac distribution).

Heterogeneity, in the most general form, is a strong facilitator of cooperation. The mixing of strategies, e.g., different kinds of players, topologies, etc., has been shown time and again to be a great promoter of cooperation [30,31,36–45]. In this sense, we mix two kinds of agents, each one following a specific updating rule. In doing so, we can analyze the results coming from a form of heterogeneity related to the “updating rules.”

We first solve the mean-field equation for the model in the well-mixed case and perform Monte Carlo simulations in a square lattice to observe the effects of the spatial structure. Most intriguingly, we find that while a pure innovative population can maintain a high level of cooperation, a minimum cooperation level occurs in the mixed state of innovators and imitators. This happens for the Prisoner’s dilemma near a critical point that characterizes the phase transition of the pure imitative model. To verify the robustness of this result, we also analyze other connection topologies and games such as the Stag Hunt and Snow Drift. Lastly, we study what mechanisms

create this drop in cooperation for the mixed states using lattice snapshots and the individual fraction of each population (i.e., innovative cooperators, innovative defectors, etc.).

The remainder of the paper is organized as follows: Section II introduces the proposed model and its dynamics. Section III reports results of analytical calculations and numerical simulations. Finally, Sec. IV provides a summary of the main outcomes and related observations.

II. MODEL

In the proposed model, we aim to clarify the influence of innovation in the dynamics of evolutionary games by considering the behavior of a population whose agents have two strategies available, namely cooperation (C) and defection (D). Such a scenario can be represented by the following payoff matrix:

$$\begin{array}{cc} & \begin{array}{c} C \\ D \end{array} \\ \begin{array}{c} C \\ D \end{array} & \begin{pmatrix} R & S \\ T & P \end{pmatrix}, \end{array} \quad (1)$$

where two cooperative agents receive a reward (R), two defectors receive a punishment (P), and an agent that cooperates with a defector receives S , while the defecting agent receives a temptation (T). Using the parametrization $R = 1, P = 0, S = [-1, 1], T = [0, 2]$, we can explore the dynamics of the model in four different configurations, i.e., the Prisoner’s Dilemma for ($T > 1, S < 0$), the Stag-Hunt for ($T < 1, S < 0$), the Snow-Drift for ($T > 1, S > 0$), and the Harmony Game for ($T < 1, S > 0$) [10,46].

In addition, our agents are provided with a character, i.e., they can be innovators or imitators. Notably, a fixed fraction of agents, say α , will update its strategy according to a mechanism based on innovation, whereas a fraction $(1 - \alpha)$ of agents will change its strategy by adopting the typical imitative dynamic [8,10]. We emphasize that while agents can change strategy (e.g., from C to D) over time, their character (imitative or innovative) never changes. As result, an imitative agent i , at each update, randomly chooses one neighbor j and copies its strategy with probability:

$$p(\Delta u_{ij})_{\text{imt}} = \frac{1}{1 + e^{-(u_j - u_i)/k}}, \quad (2)$$

where u_i and u_j indicate the payoff of the selected agent (i) and of its neighbor (j), respectively, while k represents the agent’s irrationality. Here we set $k = 0.1$, i.e., a numerical value that is widely used in the literature in order to add small noise in the decision process. As reported above, the imitation rule is a noninnovative mechanism [10] because an agent changes strategy by considering only among those available in its neighborhood. In doing so, new strategies can never appear once extinguished, and, most importantly, agents can never “explore” new ones [10,14]. Notably, the process of imitation is similar to local competition where death is a random uniform process, and reproduction rates are determined by the payoff (fitness).

On the other hand, an innovative agent, i , changes its current strategy to the opposite one with probability:

$$p(\Delta u_i)_{\text{inv}} = \frac{1}{1 + e^{-(u_{is} - u_i)/k}}, \quad (3)$$

where u_{i*} is the agent's own payoff if it had changed to the opposite strategy and everything else remained the same. It is worth remembering that this updating rule corresponds to the Glauber dynamics in magnetic models [47,48], while in the context of Game Theory it is known as Logit dynamics, myopic best response, or the myopic Logit rule [11,14,35]. According to this rule, an innovative agent evaluates the gain that it might achieve by changing strategy, under the hypothesis that its neighborhood remains unchanged. As reported in previous investigations [12–14,16,49], this mechanism leads to very different results compared to imitative dynamics. Tuning the value of α between 0 (i.e., full imitation) and 1 (i.e., full innovation), we aim to analyze how innovation affects the dynamics toward cooperation in different conditions.

III. RESULTS

The proposed model is studied by means of numerical simulations, by arranging agents over a regular lattice, and on complex networks. However, as a preliminary study, we perform analytical calculations considering the dynamics of a well-mixed population using the mean-field approximation.

A. Well-mixed population

We begin the analysis of the proposed model with the case of a well-mixed population. Notably, by using the master equation in the mean-field approach [10,50,51], the temporal evolution of the cooperators's density, ρ , reads

$$\dot{\rho} = (1 - \rho)\Gamma_+ - \rho\Gamma_-, \quad (4)$$

where Γ_+ stands for the average rate at which agents change strategy from D to C , leading to an increase in ρ (and similarly to Γ_-). While usually this rate depends on just one updating rule, in our case we need to consider the presence of two kinds of agents, i.e., innovators and imitators. As result, both rates, Γ_{\pm} , will be the average rate between each updating rule, weighted by α :

$$\Gamma_{\pm} = (1 - \alpha)\Gamma_{\pm\text{imt}} + \alpha\Gamma_{\pm\text{inv}}. \quad (5)$$

Notably, for the well-mixed population we have the following rates [10,12]:

$$\Gamma_{+\text{imt}} = \frac{\rho}{1 + e^{-A/k}}, \quad (6)$$

$$\Gamma_{-\text{imt}} = \frac{1 - \rho}{1 + e^{+A/k}}, \quad (7)$$

$$\Gamma_{\pm\text{inv}} = \frac{1}{1 + e^{\mp A/k}}, \quad (8)$$

where $A = \rho(1 - T) + (1 - \rho)S$ is the difference in the average payoff from a typical C and D agent interacting with all other agents. Note that for the innovative updating rate, $\Gamma_{\pm\text{inv}}$, the only change between the positive ($\Gamma_{+\text{inv}}$) and negative ($\Gamma_{-\text{inv}}$) rate is in the sign of A . Accordingly, the full equation becomes

$$\dot{\rho} = (1 - \rho) \left[\frac{\rho(1 - \alpha) + \alpha}{1 + e^{-A/k}} \right] - \rho \left[\frac{(1 - \rho)(1 - \alpha) + \alpha}{1 + e^{A/k}} \right]. \quad (9)$$

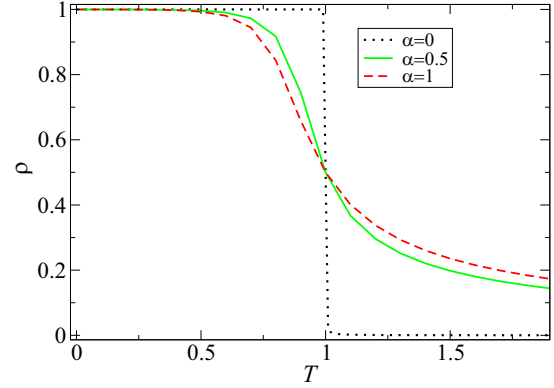


FIG. 1. Asymptotic cooperation fraction (ρ) vs temptation to defect (T) in the weak Prisoner's dilemma ($S = 0$) in the mean-field, well-mixed population for the innovative ($\alpha = 1$) and imitative ($\alpha = 0$) model, compared with the mixed population of half innovative and half imitative agents ($\alpha = 0.5$).

We solve Eq. (9) numerically, letting the system reach the equilibrium point as $t \rightarrow \infty$. This gives the asymptotic behavior of the population for the well-mixed case—see Fig. 1 for the fully imitative ($\alpha = 0$), fully innovative ($\alpha = 1$), and mixed ($\alpha = 0.5$) cases.

This preliminary analysis shows that the behavior of the heterogeneous population is not just the average value of the two pure cases ($\alpha = 0$ or 1), i.e., even if half the population is imitative, the behavior is much more similar to the pure innovative population. Also, we observe in Fig. 1 that the point $T = 1$ is relevant, as it defines which updating rule leads to the highest value of cooperation. If $T < 1$, the imitative population has a higher cooperation fraction, while for $T > 1$, the innovative population has higher levels of cooperation. Specifically, if $T = 1$ and $S = 0$, we obtain that $A = 0$ in Eq. (9), leading to $\dot{\rho} = \alpha(1 - 2\rho)$. This ODE has only one fixed point at $\rho = 0.5$, which is independent of α , as we see in Fig. 1; all three models have the same value of ρ for $T = 1$.

We proceed by analyzing how different values of α affect the population. In particular, as shown in Fig. 2, cooperation increases monotonously with α in the region $T > 1$, while the opposite occurs for $T < 1$. In this case, innovation is beneficial to cooperation only for the Prisoner's Dilemma region of the parameter T . If $T < 1$, which characterizes the region of Stag-Hunt and Harmony-Game, cooperation fares better if there are more imitative agents, i.e., low α values.

B. Structured population

To study the behavior of the proposed model considering a structured population, we initially perform Monte Carlo simulations by arranging 10^4 agents in a square lattice with periodic boundary conditions. Here, at each time step, an agent (say i) interacts with its neighbors and, according to the payoff matrix of the game, obtains a cumulative payoff. Then, agent i undergoes the “strategy revision phase” (SRP) that is based on the probability defined in Eq. (2), or in Eq. (3), depending on its nature, i.e., imitator or innovator. Thus, the described set of actions (i.e., from the agent selection to the SRP) is repeated N times (where N is the total number of agents), which constitute

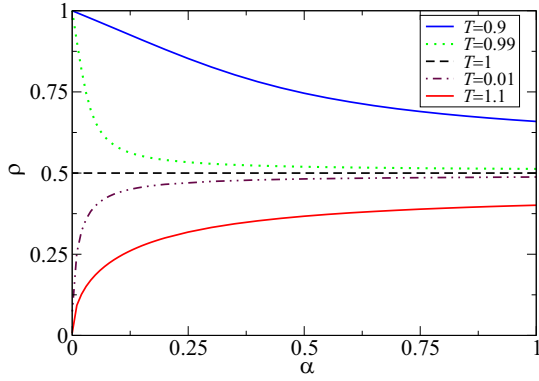


FIG. 2. Asymptotic cooperation level, ρ , vs fraction of innovators, α , here $S = 0$. Results obtained from the mean-field equation in the well-mixed population. The increasing of innovators is beneficial for cooperation in the weak Prisoner’s Dilemma ($T > 1$), while detrimental to it in the region $T < 1$. In $T = 1$ all models have the same asymptotic behavior.

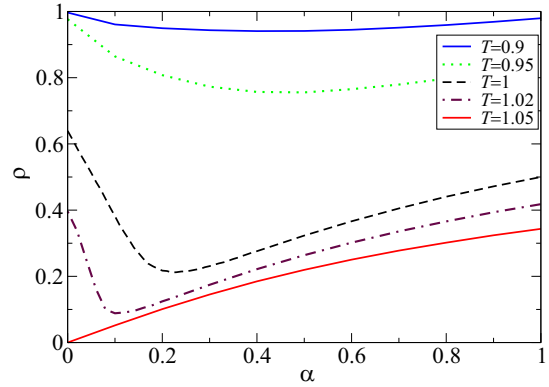


FIG. 4. Asymptotic cooperation level, ρ , for an increasing fraction of innovators (α) in the square lattice. The behavior is quite different from the well-mixed population. In the region $T > 1.04$, it is always better to have a fully innovative population. But for $0.8 < T < 1.04$, there is always a minimum value of ρ for mixed populations.

a single Monte Carlo step (MCS). The simulation lasts until the population reaches a stable state (10^3 – 10^4 MCS’s) [10]. After that, results are averaged over the last 1000 MCS and observed for 10–50 different initial conditions. It is worth reporting that, at the beginning of each simulation, we start with a homogeneous strategy distribution, so that half the population is composed of cooperators, and half of defectors.

Figure 3, based on the weak Prisoner’s Dilemma ($S = 0$), shows the ρ - T graph for the following cases: fully imitative ($\alpha = 0$), fully innovative ($\alpha = 1$), and equally mixed population ($\alpha = 0.5$). The behavior in the structured population is different from the well-mixed case, especially for $T > 0.9$.

It is worth noting that, in the square lattice, even if the behavior of the mixed population stays, usually, between the two pure cases (i.e., $\alpha = 0$ and 1), some values of T can lead to different scenarios. In particular, in the range $0.8 < T < 1.03$, detailed in the inset of Fig. 3, the heterogeneous population exhibits the lowest cooperation value among the three presented models. Surprisingly, we find that in this region,

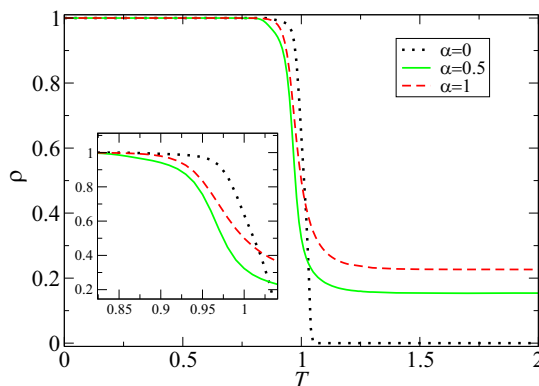


FIG. 3. Asymptotic cooperation level (ρ) vs temptation to defect (T) in a square lattice for the weak Prisoner’s Dilemma. Each line corresponds to a different fraction of innovators (α). The inset shows the T region where the heterogeneous population, $\alpha = 0.5$, has a cooperation level lower than any pure population.

cooperation is higher when the population is composed of only one kind of agent (i.e., full imitation or full innovation). In addition, we note that the considered range of T contains the critical point of the phase transition from cooperation to defection in the full imitative model [10], suggesting that a heterogeneous population undergoes a faster transition than a homogeneous one.

Figure 4 shows how the final cooperation level varies, as we increase the number of innovative agents for a given T value ($S = 0$). There are regions where the dependence with α is not trivial, especially around $T = 1$ (i.e., near the edge between the Prisoner’s Dilemma and the Stag-Hunt game). Notably, in this region, the mixing of different updating rules tends to reduce cooperation. This effect is especially strong near $T = 1.04$, where the imitative model shows a phase transition [10]. We note that this drop in cooperation for mixed updating rules was also observed in [18], which considers a very different setting, the Public Goods Game with a different kind of innovative SRP (win-stay-lose-shift), mixed with the imitation model. Also, [35] showed that mixed strategies coupled with coevolutionary processes can lead to spontaneous cyclic dominance and diverse complex patterns in the population.

To further back our claims, we analyze the same setting in a triangular lattice with periodic boundary conditions. We see in Fig. 5(a) the same qualitative behavior observed in the square lattice, i.e., there is a drop in cooperation level near the phase-transition point of the system when we mix updating rules. We see that for $0.95 < T < 1.25$, the mixing of strategies only decreases cooperation. The effect disappears after $T > 1.25$, when cooperation is already extinct for the fully imitative population. Figure 5(b) shows the behavior as we increase α . As in the square lattice, ρ reaches a minimum for small α values near the range of T where the imitative model has a drop in cooperation.

We also ran simulations of similar settings in a random and a scale-free network with an average connectivity degree of 2.7, generated using the Krapivsky-Redner algorithm [52]. Note that the scale-free network is a very famous case of spatial reciprocity when the imitation rule is used [10], and at the

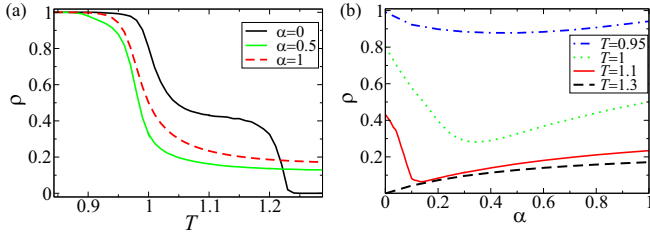


FIG. 5. Asymptotic cooperation level (ρ) in a triangular lattice. In (a) we show the dependence in T , while in (b) we show its dependence in α . As we can see, the mixing of update rules can lead to a drop in cooperation for $0.95 < T < 1.25$. The behavior is qualitatively similar to the square lattice.

same time it is known that the pure innovative rule destroys this reciprocity effect [16]. The results are shown in Fig. 6(a) for the random network and Fig. 6(b) for the scale-free network. The same qualitative effect was observe in these two topologies. As we approach a value of T where cooperation drops for the pure imitative or innovative model, here $T = 1$, cooperation from the mixed model drops below the value of any pure model. It is interesting to note the same effect in all these different topologies, as it points to a general behavior.

Next we present the asymptotic levels of cooperation in the full T - S parameter space for the square lattice. The imitative model (i.e., $\alpha = 0$) is presented in Fig. 7(a), the heterogeneous population (i.e., $\alpha = 0.5$) in Fig. 7(b), and the fully innovative population (i.e., $\alpha = 1$) in Fig. 7(c). In this parametrization ($R = 1, S = 0$), each quadrant of the parameter space corresponds to one specific game: Harmony Game (HG), Snow-Drift (SD), Prisoner’s Dilemma (PD), and Stag-Hunt (SH), in a clockwise fashion. Note that the pure cases differ mainly in the SH and SD regions, and the heterogeneous population leads to a behavior that is, usually, in between the two pure cases.

With the aim to compare the mixed and pure cases in the square lattice, Fig. 8 shows the difference in the final cooperation fraction between the heterogeneous model (ρ_{mix}), and the average value of the pure imitative (ρ_{imt}) and pure innovative (ρ_{inv}) models, i.e.,

$$\Delta\rho = \rho_{\text{mix}} - [(1 - \alpha)\rho_{\text{imt}} + \alpha\rho_{\text{inv}}]. \quad (10)$$

This is particularly useful for observing whether there is any nonlinear phenomenon. If innovative and imitative agents did not influence one another, it would be expected that $\Delta\rho = 0$,

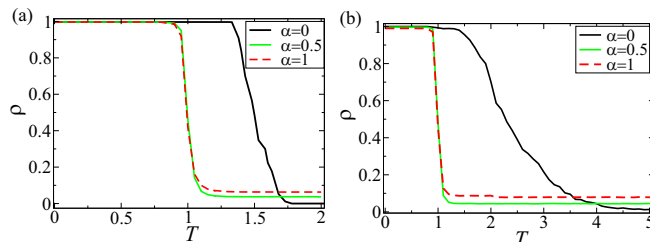


FIG. 6. Asymptotic cooperation level (ρ) as we increase T for a random network in (a) and a scale-free network in (b). The drop in cooperation for the mixed population, compared to pure populations, happens in both topologies.

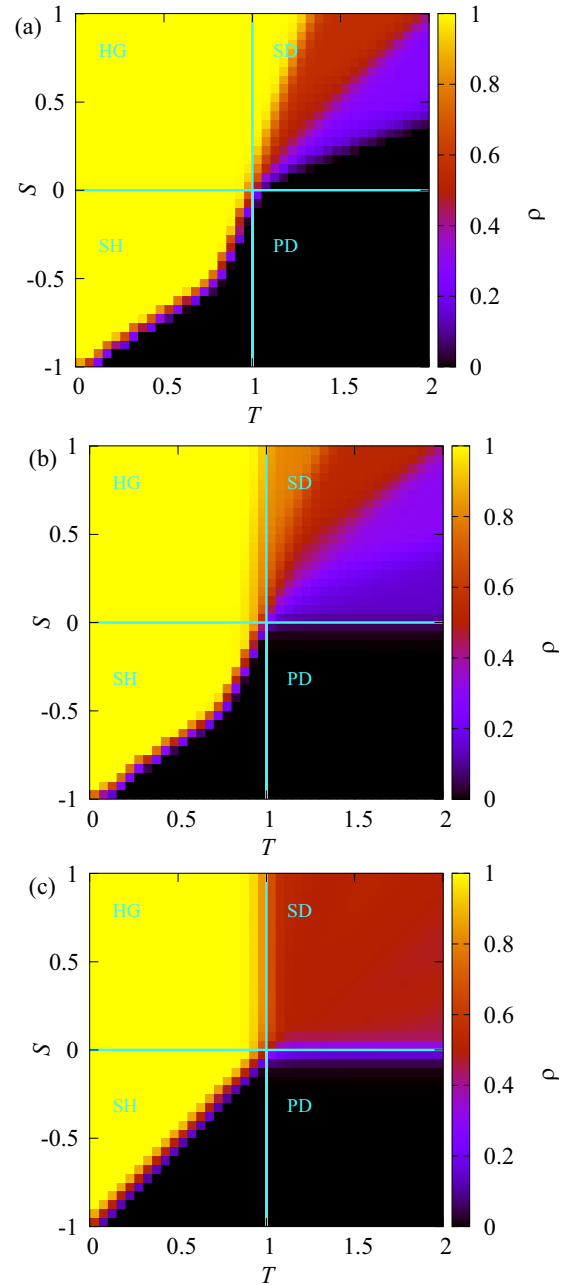


FIG. 7. Asymptotic cooperation level (colors) in the whole T - S parameter space for the square lattice. We have (a) the pure imitation model ($\alpha = 0$), (b) the mixture of imitation and Logit dynamics ($\alpha = 0.5$), and (c) the pure Logit ($\alpha = 1$) model. The main differences happen in the SH and SD regions.

as the mixing of the two would behave as just the average of the two pure models. Here we use $\alpha = 0.2$, as this is the region where the mixed model differs most from the pure models. Note that the mixed model is mainly different from the average in the diagonal ($S = T - 1$), with specific regions where the mixing can increase the cooperation in even 0.2, or lower it in -0.8 for the SH region. On the other hand, there are smaller positive and negative differences through all the SD region. The Prisoner’s Dilemma and Harmony Game

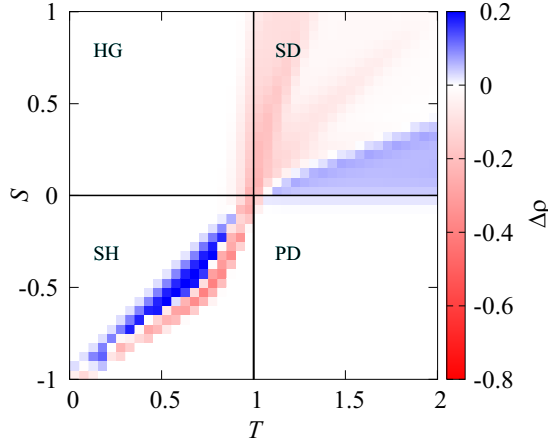


FIG. 8. Difference in asymptotic cooperation level (colors) between the mixed model ($\alpha = 0.2$) and the average between the Logit and imitation model. The mixed model behaves differently from just the average of the two models, mainly in the SD and SH regions.

regions are almost unchanged, except near the line $S = 0$ (weak Prisoner’s Dilemma).

To understand how the mixing can be detrimental to cooperation, we study the subpopulation of innovative cooperators (C_{inv}) and imitative cooperators (C_{imt}) separately. Figure 9 reports the four subpopulations (including innovative and imitative defectors) for the mixed case, $\alpha = 0.5$. Note that imitative cooperators follow the usual behavior expected for a fully imitative population, i.e., they are almost extinguished for $T > 1.04$, while innovative cooperators survive. But unexpectedly, while there are some innovative defectors, it is the imitative defectors that fare better for higher T values. This result strongly suggests that the imitative behavior favors cooperation for $T < 1$ and defection for $T > 1$, while the innovative behavior has a smaller effect in this regard. We stress that such behavior is consistent for all values of α .

In the same spirit, we present in Fig. 10 the four subpopulations as we continuously vary α for three different values of T . In Fig. 10(a), we have low temptation, $T = 0.8$, where there is

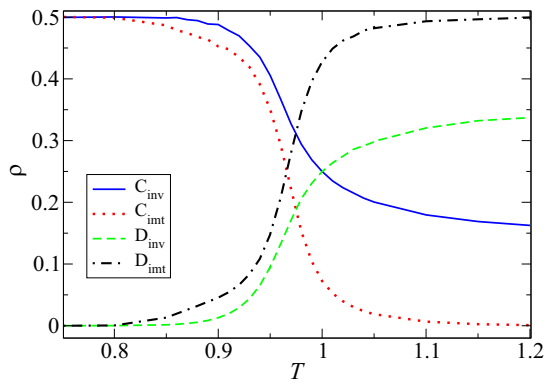


FIG. 9. Asymptotic cooperation and defector fraction for the two types of agents, innovative and imitative, in the square lattice. Here $S = 0$ and $\alpha = 0.5$. While innovative cooperators (C_{inv}) can survive for high T , conversely it is the imitative defectors (D_{imt}) that fare better when $T > 1$. A similar behavior occurs for all α values.

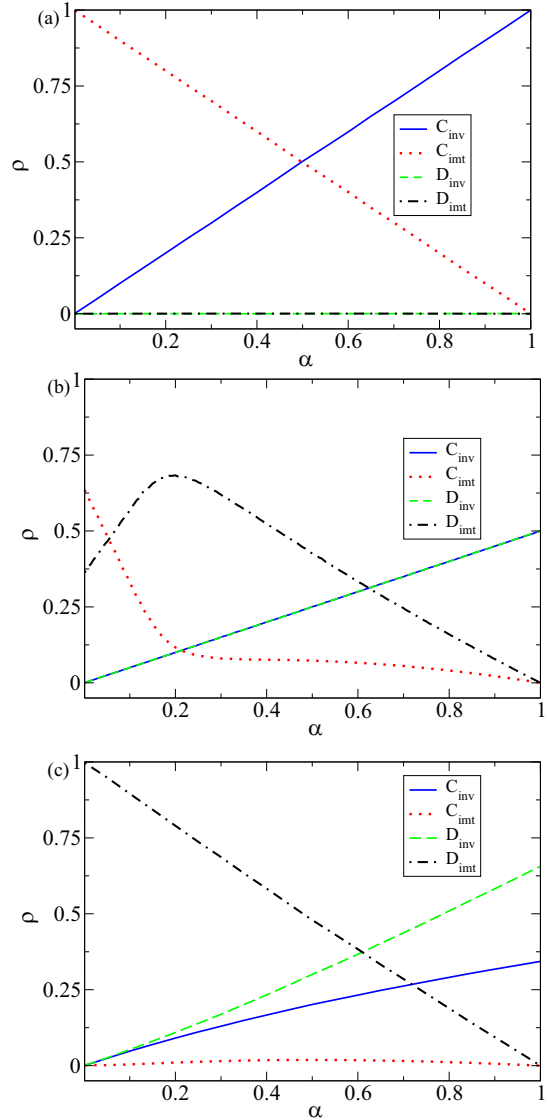


FIG. 10. Asymptotic fraction of the four types of agents (imitative and innovative cooperators and defectors) as α is increased for (a) $T = 0.8$, (b) $T = 1$, and (c) $T = 1.05$. The behavior is linear with α in (a) and (b). However, For $T = 1$ there is a nonlinear behavior, with an increase of D_{imt} until $\alpha = 0.2$.

no defection and C_{inv} grows, while C_{imt} drops linearly with α . In Fig. 10(c), the temptation value is high (i.e., $T = 1.05$) and then the same linear behavior occurs for defectors (although now there are some innovative cooperators that can survive for high T). The most interesting effect nevertheless occurs for intermediate values of T . Figure 10(b) shows results for $T = 1$, where a nonlinear behavior emerges for imitative agents. We see that, as expected, the increasing in α (i.e., the total fraction of innovative agents) is detrimental to imitative cooperators. However, remarkably, imitative defectors take profit from that, growing to a peak at $\alpha = 0.2$. The mixing of updating rules favors defection for this range of α values (specifically imitative defectors). It is worthwhile to emphasize that the described phenomenon is not intuitive. The increasing in innovative agents makes the subpopulation of imitative

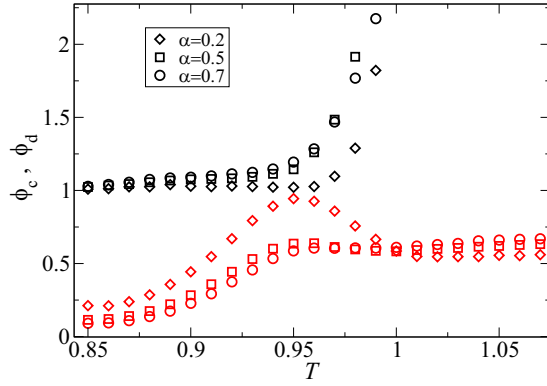


FIG. 11. Ratio between the normalized fraction of innovative and imitative agents in the square lattice for three different values of α . The ratio of cooperators is shown in black, and defectors are in red. Notice that ϕ_C grows with T , while ϕ_D is always smaller than 1.

defectors sharply grow until 20% of the lattice is composed of innovative agents.

Figure 11 reports the ratio between innovative and imitative agents of each strategy (ϕ_C and ϕ_D) in the region near $T = 1$. To compare different fractions of innovative agents for different levels of α , we normalize each population, dividing the fraction of innovative cooperators by α , and the fraction of imitative cooperators by $1 - \alpha$ (and doing the same for defectors). This is done to prevent the oversampling of innovative agents in a scenario with high α values, i.e.,

$$\phi_C = \frac{C_{\text{inv}}}{\alpha} \frac{1 - \alpha}{C_{\text{imt}}}. \quad (11)$$

In doing so, we can see that there is a general behavior in each population that is independent of α . For $T < 1$, the ratio ϕ_C is close to 1, as cooperators from both types dominate the population. Although the total number of cooperators decreases as we increase T , the ratio between innovative and imitative cooperators keeps increasing, indicating that innovative ones have the advantage. At the same time, ϕ_D varies for $1 < T < 1.04$ but is always below 1 for the whole T range. In other words, imitative sites will tend to be defectors, regardless of the total number of defectors. This general behavior occurs for any value of α .

Lastly, we analyze the snapshots of the square lattice to better understand this phenomenon on a microscopic level. Note that the Monte Carlo method is probabilistic, and accurate results are dependent on sufficiently large averages [53,54]. Nevertheless, looking at frames of the lattice, after the system has reached dynamical stability, can lead us to valuable insights. Those snapshots are shown in Fig. 12. We remind the reader that the pure imitative model has a phase transition in $T = 1.04$ [10], and near this region cooperation is mainly sustained because cooperators tend to form compact clusters to support each other [25]. This behavior can be seen in Fig. 12(a), where $\alpha = 0.1$ and most of the population is imitative. At the same time, the pure innovative Logit model has a higher fraction of cooperators for $T = 1.04$. However, in this case, cooperators do not form compact clusters. Instead, they spread out in the lattice and cooperation is sustained because of other mechanisms related to second-order spatial effects, as seen in

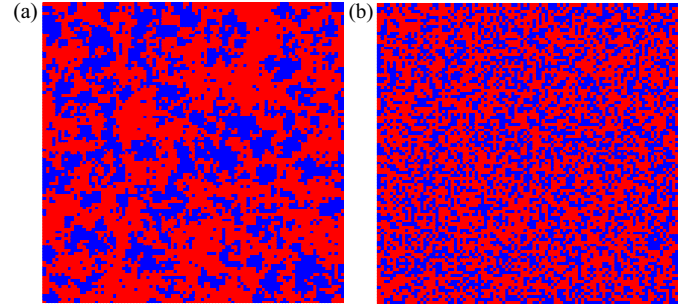


FIG. 12. Snapshots of the square lattice with $T = 1$ for (a) $\alpha = 0.1$ and (b) $\alpha = 0.7$. As we mix innovators, the imitative cooperator islands get dissolved, leading to a drop in total cooperation. Cooperators are shown in blue and defectors in red.

[12,16]. Mixing both models, innovative cooperators spread through the lattice, and, in turn, imitative cooperators are not able to form clusters to protect themselves. At the same time, imitative defectors manage to invade cooperators from both subpopulations, leading to the downfall of cooperation. This can be seen in Fig. 12. As we increase α , the clusters tend to dissolve. The process of dissolving the cooperator islands is gradual and continuous in α . This is highly dependent on the parameters, and just a small fraction of innovators can destroy the clusters when T is near the phase transition point. The mixing of both updating rules near the critical point manages to neutralize the mechanism for maintaining cooperation from both imitative and innovative models. This is a robust mechanism, happening in the square and triangular lattice, as well as in random and scale-free networks. Nevertheless, it is important to keep in mind that this phenomenon happens for a specific range of parameters in the T - S plane, near the phase transition of the pure imitative model.

IV. CONCLUSION

In this work, we investigate the evolutionary dynamics of heterogeneous populations, whose interactions are based on dilemma games. In particular, our populations are composed of two kinds of agents, i.e., innovators and imitators. In principle, the main difference between them is related to the information source they use to modify their strategy, e.g., from cooperation to defection (or vice versa). Notably, innovators can estimate the potential gain they would receive when changing strategy, under the hypothesis that those of their neighbors remain constant. On the other hand, imitators make decisions by copying one randomly selected neighbor, depending on their payoff difference. As a result, innovators are able to adopt even strategies that do not exist in their neighborhood, while imitators cannot do the same.

Innovation is an issue of paramount relevance in a number of systems, spanning from social to biological phenomena. Thus, it is expected to have an impact also in evolutionary games. To shed further light on this aspect, the proposed model aims to analyze the influence of innovation by considering the updating mechanisms, i.e., the processes that allow agents to change strategy. To this end, we first studied the dynamics of a population in the mean-field case, so that we were able to

solve the model analytically. Then, we performed numerical simulations considering agents arranged on a regular square and triangular lattice, as well as in random and scale-free networks.

The well-mixed case has a transition at $T = 1$, where $\rho = 0.5$, for any fraction of innovators. We found that, if $T < 1$, imitation supports cooperation while, if $T > 1$, innovation supports cooperation. This behavior was shown to be monotonous with the fraction of innovators only for the well-mixed case. The structured case usually shows a behavior in between the pure kinds (full imitation and full innovation), although it is not a linear relation, i.e., $\langle \rho_{\text{imt}} + \rho_{\text{inv}} \rangle \neq \rho_{\text{mix}}$. On the other hand, remarkably, we found that cooperation has a nontrivial behavior for the heterogeneous population near phase transition points. For the square lattice, in the region $0.8 < T < 1.04$ there is always a minimum level of cooperation for any population mixing ($0 < \alpha < 1$). The triangular lattice, random, and scale-free networks also show a similar behavior, i.e., cooperation drops near the phase transition point of each topology when we mix strategy updating rules. Specifically, near the transition from cooperation to defection, homogeneous populations perform better than heterogeneous ones in supporting cooperation. We also note that this kind of behavior has been reported in investigations based on a

different scenario (i.e., using the Public Goods Games, mixing imitative and win-stay-lose-shift updates).

We obtained compelling evidence that suggests this behavior is due to the interaction of innovative and imitative agents in heterogeneous populations. In addition, lattice snapshots and the ratio of innovative to imitative agents indicate that near $T = 1$, innovative cooperators destroy the spatial reciprocity, while at the same time imitative defectors can invade both populations of cooperators. The mixing of two updating rules can destroy both mechanisms that sustain cooperation in each of the two pure cases.

The results of our investigations confirm that innovation plays a nontrivial role in evolutionary games. Diversity and heterogeneity usually increase cooperation due to assortative effects. However, we have seen that this may not always be the case, as in some particular conditions mixed strategy revision rules can lead to lower cooperation.

ACKNOWLEDGMENTS

This research was supported by the Brazilian Research Agency CNPq, process 150524/2017-0. M.A.J. would like to acknowledge support by the H2020-645141 WiMUST project.

-
- [1] E. Pennisi, *Science* **309**, 93 (2005).
- [2] M. A. Nowak and R. Highfield, *SuperCooperators: Altruism, Evolution, and Why We Need Each Other to Succeed* (Simon and Schuster, New York, 2012).
- [3] M. Perc, J. J. Jordan, D. G. Rand, Z. Wang, S. Boccaletti, and A. Szolnoki, *Phys. Rep.* **687**, 1 (2017).
- [4] C. Hauert and G. Szabó, *Am. J. Phys.* **73**, 405 (2005).
- [5] J. M. Smith, *Evolution and the Theory of Games* (Cambridge University Press, Cambridge UK, 1982).
- [6] R. Axelrod, *The Evolution of Cooperation* (Basic Books, New York, 1984).
- [7] J. W. Weibull, *Evolutionary Game Theory* (MIT Press, Cambridge, MA, 1995).
- [8] M. A. Nowak, *Evolutionary Dynamics Exploring the Equations of Life* (Harvard University Press, Cambridge, MA, 2006).
- [9] K. Sigmund, *Theor. Popul. Biol.* **68**, 7 (2005).
- [10] G. Szabó and G. Fáth, *Phys. Rep.* **446**, 97 (2007).
- [11] L. E. Blume, *Games Econ. Behav.* **11**, 111 (1995).
- [12] M. A. Amaral, M. Perc, L. Wardil, A. Szolnoki, E. J. da Silva Júnior, and J. K. L. da Silva, *Phys. Rev. E* **95**, 032307 (2017).
- [13] G. Szabó, A. Szolnoki, and L. Czákó, *J. Theor. Biol.* **317**, 126 (2013).
- [14] C. P. Roca, J. A. Cuesta, and A. Sánchez, *Eur. Phys. J. B* **71**, 587 (2009).
- [15] M. Alberto Javarone and F. Battiston, *J. Stat. Mech. Theor. Exp.* (2016) 073404.
- [16] M. A. Amaral, L. Wardil, M. Perc, and J. K. L. da Silva, *Phys. Rev. E* **94**, 032317 (2016).
- [17] G. Armano and M. A. Javarone, *Sci. Rep.* **7**, 1781 (2017).
- [18] K. Xu, K. Li, R. Cong, and L. Wang, *Europhys. Lett.* **117**, 48002 (2017).
- [19] K. Kuga and J. Tanimoto, *J. Stat. Mech. Theor. Exp.* (2018) 023407.
- [20] J. Vukov, F. C. Santos, and J. M. Pacheco, *New J. Phys.* **14**, 063031 (2012).
- [21] E. Bonawitz, S. Denison, A. Gopnik, and T. L. Griffiths, *Cogn. Psychol.* **74**, 35 (2014).
- [22] W. Hamilton, *J. Theor. Biol.* **7**, 17 (1964).
- [23] E. A. Sicardi, H. Fort, M. H. Vainstein, and J. J. Arenzon, *J. Theor. Biol.* **256**, 240 (2009).
- [24] R. Axelrod and W. Hamilton, *Science* **211**, 1390 (1981).
- [25] M. A. Nowak and R. M. May, *Nature (London)* **359**, 826 (1992).
- [26] F. C. Santos, J. M. Pacheco, and T. Lenaerts, *Proc. Natl. Acad. Sci. (USA)* **103**, 3490 (2006).
- [27] D. S. Wilson, *Am. Nat.* **111**, 157 (1977).
- [28] L. Wardil and J. K. L. da Silva, *J. Phys. A* **44**, 345101 (2011).
- [29] A. Szolnoki and G. Szabó, *Europhys. Lett.* **77**, 30004 (2007).
- [30] M. Perc and A. Szolnoki, *Phys. Rev. E* **77**, 011904 (2008).
- [31] F. C. Santos, F. L. Pinheiro, T. Lenaerts, and J. M. Pacheco, *J. Theor. Biol.* **299**, 88 (2012).
- [32] M. Perc and A. Szolnoki, *Biosystems* **99**, 109 (2010).
- [33] M. Perc, J. Gómez-Gardeñes, A. Szolnoki, L. M. Floria, and Y. Moreno, *J. R. Soc. Interface* **10**, 20120997 (2013).
- [34] G. Szabó and A. Szolnoki, *J. Theor. Biol.* **299**, 81 (2012).
- [35] Z. Danku, Z. Wang, and A. Szolnoki, *Europhys. Lett.* **121**, 18002 (2018).
- [36] S. Kokubo, Z. Wang, and J. Tanimoto, *Appl. Math. Comput.* **259**, 552 (2015).
- [37] M. A. Amaral, L. Wardil, and J. K. L. da Silva, *J. Phys. A* **48**, 445002 (2015).
- [38] M. A. Amaral, L. Wardil, M. Perc, and J. K. L. da Silva, *Phys. Rev. E* **93**, 042304 (2016).
- [39] J. Qin, Y. Chen, Y. Kang, and M. Perc, *Europhys. Lett.* **118**, 18002 (2017).
- [40] P. Zhu and G. Wei, *PLoS One* **9**, e95169 (2014).
- [41] J. Tanimoto, *Phys. Rev. E* **76**, 041130 (2007).

- [42] A. Szolnoki, M. Perc, and G. Szabó, *Eur. Phys. J. B* **61**, 505 (2008).
- [43] M. Iwata and E. Akiyama, *Physica A* **448**, 224 (2016).
- [44] L. Wardil and J. K. da Silva, *Chaos, Solitons Fractals* **56**, 160 (2013).
- [45] R.-R. Liu, C.-X. Jia, and Z. Rong, *Europhys. Lett.* **112**, 48005 (2015).
- [46] C. P. Roca, J. A. Cuesta, and A. Sánchez, *Phys. Rev. E* **80**, 046106 (2009).
- [47] R. J. Glauber, *J. Math. Phys.* **4**, 294 (1963).
- [48] K. Binder and D. P. Landau, *Phys. Rev. B* **21**, 1941 (1980).
- [49] M. Sysi-Aho, J. Saramäki, J. Kertész, and K. Kaski, *Eur. Phys. J. B* **44**, 129 (2005).
- [50] H. Matsuda, N. Ogita, A. Sasaki, and K. Sato, *Prog. Theor. Phys.* **88**, 1035 (1992).
- [51] M. A. Javarone, *Eur. Phys. J. B* **89**, 42 (2016).
- [52] P. L. Krapivsky and S. Redner, *Phys. Rev. E* **63**, 066123 (2001).
- [53] D. P. Landau and K. Binder, *A Guide to Monte Carlo Simulations in Statistical Physics* (Cambridge University Press, Cambridge, 2000).
- [54] K. Binder, *Rep. Prog. Phys.* **60**, 487 (1997).