

Superdiffusive transport and energy localization in disordered granular crystalsAlejandro J. Martínez,¹ P. G. Kevrekidis,^{2,3} and Mason A. Porter^{1,4}¹*Oxford Centre for Industrial and Applied Mathematics, Mathematical Institute, University of Oxford, Oxford OX2 6GG, United Kingdom*²*Department of Mathematics and Statistics, University of Massachusetts, Amherst, Massachusetts 01003-4515, USA*³*Center for Nonlinear Studies and Theoretical Division, Los Alamos National Laboratory, Los Alamos, New Mexico 87544, USA*⁴*CABDyN Complexity Centre, University of Oxford, Oxford OX1 1HP, United Kingdom*

(Received 20 November 2014; revised manuscript received 11 September 2015; published 12 February 2016)

We study the spreading of initially localized excitations in one-dimensional disordered granular crystals. We thereby investigate localization phenomena in strongly nonlinear systems, which we demonstrate to differ fundamentally from localization in linear and weakly nonlinear systems. We conduct a thorough comparison of wave dynamics in chains with three different types of disorder—an uncorrelated (Anderson-like) disorder and two types of correlated disorders (which are produced by random dimer arrangements)—and for two types of initial conditions (displacement excitations and velocity excitations). We find for strongly precompressed (i.e., weakly nonlinear) chains that the dynamics depend strongly on the type of initial condition. In particular, for displacement excitations, the long-time asymptotic behavior of the second moment \bar{m}_2 of the energy has oscillations that depend on the type of disorder, with a complex trend that differs markedly from a power law and which is particularly evident for an Anderson-like disorder. By contrast, for velocity excitations, we find that a standard scaling $\bar{m}_2 \sim t^\gamma$ (for some constant γ) applies for all three types of disorder. For weakly precompressed (i.e., strongly nonlinear) chains, \bar{m}_2 and the inverse participation ratio P^{-1} satisfy scaling relations $\bar{m}_2 \sim t^\gamma$ and $P^{-1} \sim t^{-\eta}$, and the dynamics is superdiffusive for all of the cases that we consider. Additionally, when precompression is strong, the inverse participation ratio decreases slowly (with $\eta < 0.1$) for all three types of disorder, and the dynamics leads to a partial localization around the core and the leading edge of a propagating wave packet. For an Anderson-like disorder, displacement perturbations lead to localization of energy primarily in the core, and velocity perturbations cause the energy to be divided between the core and the leading edge. This localization phenomenon does not occur in the sonic-vacuum regime, which yields the surprising result that the energy is no longer contained in strongly nonlinear waves but instead is spread across many sites. In this regime, the exponents are very similar (roughly $\gamma \approx 1.7$ and $\eta \approx 1$) for all three types of disorder and for both types of initial conditions.

DOI: [10.1103/PhysRevE.93.022902](https://doi.org/10.1103/PhysRevE.93.022902)**I. INTRODUCTION**

The study of wave propagation in disordered lattice and continuum systems has been an important and popular research theme during the past several decades. Some of the most prominent recent studies on these topics [1–8] have generalized to weakly nonlinear settings the ideas of P. W. Anderson, who showed theoretically that the diffusion of waves is curtailed in linear random media (where the randomness arises from defects or impurities) [9,10]. This interplay between disorder and nonlinearity—which often arises in the presence of lattice discreteness—is of considerable interest to a vast array of ongoing studies, as is evidenced by recent reviews [11,12] (see also the numerous references therein). The set of different physical scenarios in which Anderson localization has been investigated is staggering: it ranges all the way from electromagnetism [1] and acoustics [7] to subjects such as quantum chromodynamics [13].

As in the above studies, we are interested in waves in disordered media, but we depart from earlier work in a very important way: we seek to explore order–disorder transitions with a particular emphasis on *strongly nonlinear* media. This contrasts sharply with the linear and weakly nonlinear media in which Anderson-like models have been studied traditionally [11,12]. Our approach is motivated predominantly by the strong (and increasing) interest in granular crystals

[14–17], which (as we discuss below) are very important both for the study of fundamental nonlinear phenomena and for numerous engineering applications. The examination of disordered systems in general—and of Anderson-like phenomena in particular—is a key challenge in the study of nonlinear chains [18–27].

One-dimensional (1D) granular crystals, which consist of closely packed chains of elastically colliding particles, are a paradigmatic system for the investigation of chains of strongly nonlinear oscillators. Their strongly nonlinear dynamic response has inspired numerous studies of the interplay between nonlinearity and discreteness [14–16]. One can construct granular crystals using materials of numerous types and sizes, and their properties are thus extremely tunable, tractable, and flexible [14,15,28,29]. This also makes them very well suited for investigating the effects of structural and material heterogeneities on nonlinear wave dynamics. Studies have examined the role of defects [30–33] (including in experimental settings [34]), interfaces between two different types of particles [35,36], decorated and/or tapered chains [37,38], chains of diatomic and triatomic units [39–44], and quasiperiodic and random configurations [45–47]. The tunability of granular crystals is valuable not only for fundamental studies of their underlying physics but also in potential engineering applications—including shock and energy absorbing layers [36,47,48], sound focusing devices

and delay lines [49], actuators [50], vibration absorption layers [40], sound scramblers [35,51], and acoustic switches and logic gates [52]. Because one can model granular chains as a type of Fermi–Pasta–Ulam (FPU) lattice, they have also been employed in studies of phenomena such as energy equipartition (see, e.g., Refs. [53,54]).

As was illustrated recently, localization in strongly nonlinear systems can have a fundamentally different character from localization in linear and weakly nonlinear systems [21]. Importantly, one can use the setting of granular crystals to explore a regime (the “sonic vacuum”) in which no linear counterpart exists [14]. It is our goal in the present paper to investigate this regime and nearby regimes in detail and to conduct what we believe is the first systematic study of the differences between localization in linear, weakly nonlinear, and strongly nonlinear systems. There are numerous types of disorder in a granular chain, and—as we demonstrate in this paper—it matters whether the disorder is uncorrelated (as in the original Anderson model) or correlated. Moreover, there are multiple types of possible correlations in disordered arrangements, and we illustrate using randomized arrangements of dimers (see Ref. [21] for an example arrangement that was studied in the context of granular crystals) that seemingly small differences in disorder can have a large impact on the dynamics of wave propagation in strongly nonlinear systems. Moreover, because granular chains are a type of FPU system [55]—so nonlinearities arise from the potentials that connect adjacent nodes of a lattice—they differ fundamentally from the nonlinear Schrödinger (NLS) and Klein–Gordon (KG) lattices in which disordered configurations have been extensively studied recently [11,12]. In fact, as we will demonstrate in the present paper, this difference leads to much more rapid transport in disordered granular chains than what occurs in either NLS or KG lattices. This fundamental difference is one of the main findings of our work: strongly nonlinear, disordered granular crystals include regimes with superdiffusive transport. See also the complementary study of energy transport properties in disordered granular crystals in Ref. [24] (which became available while the present article was under review).

Much of the significant volume of work involving nonlinear disordered lattices has focused on the effect of weak nonlinearity on the well-established Anderson model [11,12,56–60]. One of the most remarkable findings in this body of work is the fact that a small amount of nonlinearity in a disordered lattice can induce interaction between Anderson modes, which eventually can lead to a subdiffusive delocalization process. Interestingly, this phenomenon emerges in a highly nontrivial way: even when both disorder and nonlinearity separately tend to localize energy, they also “interfere” with each other’s transport-generation processes and may thereby destroy the Anderson-localization mechanism. In the context of strongly nonlinear disordered lattices, a noteworthy recent effort is that of Ref. [61]. The authors of that paper examined disordered lattices—where disorder is introduced via either a linear or a nonlinear on-site term—in which the coupling leads to a strongly nonlinear setting. They found that initially localized wave packets tend to spread in a subdiffusive way. We believe that the subdiffusive behavior in their setting is a consequence of the local potential, because (as we demonstrate in our

paper) the dynamics tends to be superdiffusive when only strongly nonlinear interactions are present.¹

The remainder of our paper is organized as follows. In Sec. II, we describe the fundamental equations that characterize a disordered granular chain with Hertzian interactions, and we examine different approximations that depend on the amount of precompression. In Sec. III, we present three different types of disorder and study their correlation properties, which will prove to be of crucial importance for the qualitatively different transport dynamics that can occur. In Sec. IV, we briefly discuss the influence of impurities in homogeneous chains on the modes that emerge and on the dynamics more generally. In Sec. V, we present our computational results. We describe the fundamental differences between the different types of disorder, and we discuss the properties of the linear spectrum and the different types of impurity modes that appear for each type of disorder. We also study the transport and localization properties for both linear and nonlinear waves for each type of disorder. In the strongly nonlinear regime, we demonstrate with numerical simulations that the energy is not solely localized in the form of traveling waves. Additionally, for strongly precompressed chains with initially localized displacement excitations, we demonstrate that the second moment exhibits a complicated trend that differs markedly from a power law. By contrast, we observe superdiffusive transport for all of the other configurations and initial conditions. We summarize our conclusions and discuss future challenges in Sec. VI.

II. DISORDERED GRANULAR CRYSTALS

A. Equations of motion

One can describe a 1D crystal of N spherical particles as a chain of nonlinear coupled oscillators with Hertzian interactions between each pair of particles [14–16]. Hertzian forces are applicable to a wide variety of materials [63] (including steel, aluminum, brass, bronze, and many more). The equations of motion in this setting are

$$\ddot{u}_n = \frac{A_n}{m_n} [\Delta_n + u_{n-1} - u_n]_+^{3/2} - \frac{A_{n+1}}{m_n} [\Delta_{n+1} + u_n - u_{n+1}]_+^{3/2}, \quad (1)$$

where u_n is the displacement of the n th particle (where $n \in \{1, 2, \dots, N\}$) measured from its equilibrium position in the initially compressed chain, m_n is the mass of the n th particle, and

$$\Delta_n = \left(\frac{F_0}{A_n} \right)^{2/3} \quad (2)$$

¹We note in passing that superdiffusive behavior was reported very recently in a “pseudo-two-dimensional” random dimer [62]. Both the setting and qualitative behavior of the system in Ref. [62] are different from ours in fundamental ways. The authors of Ref. [62] considered purely linear dynamics, whereas we consider both linear and (especially) nonlinear dynamics. Additionally, they found superdiffusive transport for lattices with short-range correlations but subdiffusive transport for uncorrelated disorder (such as the type in the Anderson model), whereas we find superdiffusive transport in lattices with either correlated or uncorrelated disorder.

is a static displacement that arises from the static load $F_0 = \text{const}$. The parameter A_n is given by

$$A_n = \frac{4E_{n-1}E_n \left(\frac{R_{n-1}R_n}{R_{n-1}+R_n} \right)^{1/2}}{3[E_n(1-v_n^2) + E_{n-1}(1-v_n^2)]}, \quad (3)$$

where the elastic modulus of the n th particle is E_n , the Poisson ratio of the n th particle is v_n , and the radius of the n th particle is R_n . A Hertzian interaction between a pair of particles occurs only when they are in contact, so each particle is affected directly only by its nearest neighbors and experiences a force from a neighbor only when it overlaps with it. This yields the bracket

$$[x]_+ = \begin{cases} x, & \text{if } x > 0 \\ 0, & \text{if } x \leq 0 \end{cases} \quad (4)$$

in Eq. (1). The exponent $3/2$ and prefactor A_n in Eq. (1) are consequences of the elastic nature of the particle interactions and of the particle geometry [14,15]. Other particle shapes, such as ellipsoids [64] and cylinders [65], can also exhibit Hertzian interactions.

The boundary conditions of Eq. (1) are given by considering $u_0 = u_{N+1} = 0$ and $R_0, R_{N+1} \rightarrow \infty$. If one of the radii in Eq. (3) is infinite, then one obtains the interaction coefficient between an elastic plate and an elastic sphere:

$$A_{1,N+1} = \frac{4E_p E_{1,N} R_{1,N}^{1/2}}{3[E_{1,N}(1-v_p^2) + E_p(1-v_{1,N}^2)]}, \quad (5)$$

where E_p is the elastic modulus and v_p is the Poisson ratio of the elastic plates at the boundaries, and the suffixes 1 and $N+1$, respectively, indicate the left and right boundaries of the chain. Consequently, the equations of motion for spheres 1 and N are

$$\ddot{u}_1 = \frac{A_1}{m_1} [\Delta_1 - u_1]_+^{3/2} - \frac{A_2}{m_1} [\Delta_2 + u_1 - u_2]_+^{3/2}, \quad (6)$$

$$\ddot{u}_N = \frac{A_N}{m_N} [\Delta_N + u_{N-1} - u_N]_+^{3/2} - \frac{A_{N+1}}{m_N} [\Delta_{N+1} + u_N]_+^{3/2}. \quad (7)$$

Equation (1) does not include effects from restitution or dissipation, so we assume that we can neglect energy that dissipates into internal degrees of freedom. Most investigations of granular crystals make these assumptions, and a conservative (and Hamiltonian) description of granular crystals has been extremely useful for numerous comparisons of theoretical and computational results to laboratory experiments [14,15], including in the presence of disorder [21,47]. The proper physical form of dissipation is not known and is still a subject of ongoing debate; see Refs. [15,66–68] for recent discussions of dissipative forces in granular crystals. Note additionally that we will not worry about incorporating proper restitution forces, as we conduct our simulations in domains of sizes that ensure that the waves that we examine do not reach the domain boundary during the reported time horizon.

Even for homogeneous chains, Eq. (1) includes several interesting features that are not present in other lattice models (such as the well-known NLS and KG lattices [69]). From a structural perspective, the present model is a type of FPU lattice [55]. It exhibits important differences from

NLS and KG lattices, which typically include both a linear coupling and an on-site nonlinearity. However, there are also respects in which granular chains differ fundamentally from traditional FPU models [15]. In particular, when there is no precompression (which is known as the “sonic-vacuum regime” [14]), the sound speed goes to 0 and the system becomes purely nonlinear (i.e., linearizing it simply yields 0). This allows solutions like compactons to occur in certain partial differential equation (PDE) approximations of Eq. (1). Additionally, because compactons are not exact solutions of the original granular chain (which has a fundamentally discrete nature), traveling waves in a strongly nonlinear regime exhibit a superexponential decay at their edges instead of having compact support [70–72]. In the presence of precompression, which yields a linear term in Eq. (1), Refs. [73,74] illustrated both analytically and numerically that energy-localizing states can arise in the form of dark breathers.

B. Precompression regimes

By changing the magnitude of the static load F_0 compared to the relative displacements $|u_n - u_{n+1}|$ between particles, one can tune the strength of the nonlinearity in Eq. (1). To do this, we approximate the force using a power-series expansion, which is known to be suitable for a strongly compressed or weakly nonlinear chain [14]. We thereby distinguish three different regimes, which we now discuss.

1. “Linear” regime ($\Delta_n \gg |u_{n-1} - u_n|$)

In this regime, we linearize Eq. (1) about the equilibrium state in the presence of precompression to obtain

$$m_n \ddot{u}_n = B_n u_{n-1} + B_{n+1} u_{n+1} - (B_n + B_{n+1}) u_n, \quad (8)$$

where

$$B_n = \frac{3}{2} A_n \Delta_n^{1/2} = \frac{3}{2} A_n^{2/3} F_0^{1/3} \propto R^{1/3}. \quad (9)$$

Note that we have neglected the higher-order terms (even the quadratic ones) in the expansion for very weak strains (i.e., small relative displacements). This linear limit corresponds to a chain of coupled harmonic oscillators. We represent the solutions to Eq. (8) as complex wave functions to obtain a complete set of eigenfunctions of the form $u_n = v_n e^{i\omega t}$, where ω is the eigenfrequency. In the homogeneous case (i.e., for $B_n = B = \text{const}$ for all n) we obtain plane waves $v_n = e^{ikn}$, and the dispersion relation

$$\omega = 2\pi f = \sqrt{\frac{2B}{m} [1 - \cos(k)]}, \quad (10)$$

where m is the mass of a particle, gives a single acoustic branch. The frequency satisfies the bounds $\omega \geq \omega_0 = 0$ and $\omega \leq \Omega = \sqrt{4B/m}$, so the group velocity in this homogeneous case is

$$v_g = \frac{\partial \omega}{\partial k} = \sqrt{\frac{B}{2m}} \frac{\sin(k)}{\sqrt{1 - \cos(k)}}. \quad (11)$$

The maximum of the group velocity is $v_g^m = \sqrt{B/m} = \Omega/2$, and it occurs when $k = 0$. Using v_g^m , we are able to write expressions for several quantities. For instance, given an initially localized excitation $u_n(0) = \delta_{n,N/2}$, wave spreading

takes place within a cone $\{N/2 \pm v_g^m t, t\}$. Therefore, in our simulations, we consider systems that have at least $\lceil \Omega T \rceil$ spheres, where T is the integration time, and we recall that the ceiling function is $\lceil x \rceil = \min\{k \in \mathbb{Z} | k \geq x\}$. This consideration allows us to avoid boundary effects when we study dynamics.

For an arbitrary arrangement of spheres in a granular chain, the eigenvalue problem associated with Eq. (8) takes the generic form

$$\lambda \mathbf{v} = \Lambda \mathbf{v}, \quad (12)$$

where $\lambda = -\omega^2$ is the eigenvalue and $\Lambda = \mathbf{M}^{-1} \mathbf{B}$, where $\mathbf{M}_{ij} = m_i \delta_{i,j}$ are the elements of the diagonal matrix \mathbf{M} of masses and

$$\mathbf{B}_{ij} = B_{i+1} \delta_{i,j-1} + B_i \delta_{i,j+1} - (B_i + B_{i+1}) \delta_{i,j} \quad (13)$$

are the elements of a tridiagonal symmetric matrix. Note that we have used fixed boundaries at both ends of the chain [see Eqs. (6) and (7)]. For a disordered chain (see Sec. III for the different types of disorder that we study), both matrices have random entries. Consequently, Λ is an asymmetric tridiagonal matrix with random entries.

2. “Weakly nonlinear” regime ($\Delta_n > |u_{n-1} - u_n|$)

An intermediate regime between Eqs. (1) and (8) is described by

$$m_n \ddot{u}_n = \sum_{i=1}^3 [B_n^{(i)} (u_{n-1} - u_n)^i - B_{n+1}^{(i)} (u_n - u_{n+1})^i], \quad (14)$$

where

$$\begin{aligned} B_n^{(1)} &= B_n \propto R^{1/3}, \\ B_n^{(2)} &= \frac{3}{8} A_n^{4/3} F_0^{-1/3} \propto R^{2/3}, \\ B_n^{(3)} &= -\frac{3}{48} A_n^2 F_0^{-1} \propto R. \end{aligned} \quad (15)$$

This amounts to a particular case of the FPU model [55] that includes the “ α ” (quadratic) and “ β ” (cubic) terms from two of the forms of nonlinearity in the original model. One interesting feature of this regime is that small-amplitude intrinsic localized modes (ILMs, which are also often called “discrete breathers”) [69,75] of the bright type (on top of a vanishing background) do not exist² in the absence of disorder because of the specific relations between the parameters $B_n^{(1)}$, $B_n^{(2)}$, and $B_n^{(3)}$ in Eq. (15). This phenomenon was discussed in Ref. [33] based on the consideration of modulational instabilities (MIs) of linear waves due to nonlinearity. An MI is a generic mechanism to generate localized waves from linear waves at band edges of a linear spectrum. However, to have an MI, it is necessary that $3B_n^{(1)}B_n^{(3)} - 4B_n^{(2)2} > 0$, which is not satisfied in the present case. Nevertheless, introducing impurities in a granular chain leads to the emergence of breatherlike “defect” solutions that bifurcate from linear impurity modes [33].

²However, from the linear limit, one can obtain dark breathers on top of a nonvanishing background [73,74].

3. “Strongly nonlinear” regime ($\Delta_n \lesssim |u_{n-1} - u_n|$)

When precompression is sufficiently weak in comparison to the strains (and for vanishing precompression), one can no longer approximate Eq. (1) by truncating a Taylor expansion. In general, for materials in which the sound speed goes to 0 or remains very small, it is not reasonable to use a standard linear approximation as a starting point for a perturbative analysis [14]. This is particularly interesting from the point of view of transport and localization in disordered nonlinear systems, because almost all of the research thus far has focused on the influence of nonlinearity in disordered systems in which the linear spectrum is initially either full of or consists typically of localized states [11,12]. Consequently, understanding the interplay between disorder and nonlinearity in the sonic-vacuum limit brings new theoretical challenges, and—as we shall see—it also produces a fundamentally distinct form of dynamics (see also Ref. [24]).

As a starting point towards developing a theory for transport and localization in granular crystals, we nevertheless start by focusing our efforts in a standard way by extending the linear theory to the nonlinear regime.

C. Physical parameters

We take advantage of the numerous experimental investigations of granular crystals [15] to incorporate physically meaningful values for the parameters in Eq. (1). We suppose that all of the spheres are made of steel, and we use the parameters given in Ref. [33] unless we specify otherwise. In particular, the elastic modulus is $E = 193$ GPa, the Poisson ratio is $\nu = 0.3$, and the density is 8027.17 kg/m³. We also suppose that the elastic plates at the boundaries have the same mechanical properties as the spheres, so $\nu_1 = \nu_N = \nu$ and $E_1 = E_N = E$. In this paper, we examine disordered bidisperse granular chains, and we choose the radii of the spheres to be $R_1 = 4.76$ mm and $R_2 = \xi R_1$, where $\xi \in (0,1]$. Note that $\xi = 1$ reduces the system to the case of a homogeneous chain. To explore different nonlinear regimes, we use values of F_0 between 0 N and 10 N. As we discussed in Sec. II B, the amount of nonlinearity in the dynamics of each bead depends on the ratio $\epsilon_n = |u_{n-1} - u_n|/\Delta_n$. In Table I, we show the initial value of the ratio $\epsilon = \epsilon_{n_0}$ for a homogeneous chain with an initially localized displacement excitation $\{u_n(0), \dot{u}_n(0)\} = \{\alpha \delta_{n,n_0}, 0\}$ with $\alpha = 10^{-1}$ μm .

TABLE I. Calculations of the ratio $\epsilon = |u_{n_0-1} - u_{n_0}|/\Delta_{n_0}$ for an initial displacement excitation $\{u_n(0), \dot{u}_n(0)\} = \{\alpha \delta_{n,n_0}, 0\}$ in a homogeneous chain. We use the value $\alpha = 10^{-1}$ μm .

F_0 (N)	ϵ
10	0.008
1	0.362
0.5	0.575
0.1	1.682
0.01	7.807
0	∞

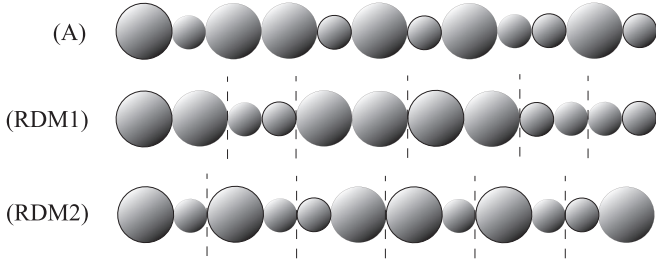


FIG. 1. Examples of different types of disordered chains. A: Anderson model; RDM1: random dimer model 1; and RDM2: random dimer model 2. The vertical dashed lines are visual guides to separate adjacent dimers from each other.

III. TYPES OF DISORDERED CONFIGURATIONS

In this article, we study three qualitatively different configurations of disordered granular chains: an Anderson-like configuration in which adjacent sites are uncorrelated and two types of random dimer models (RDMs) that include correlations across sites.

We consider bidisperse granular chains, so each chain consists of some configuration that includes two possible types of spheres: type 1 has radius R_1 , and type 2 has radius $R_2 = \xi R_1$, where $\xi \in (0, 1]$. We also suppose that all of the spheres are made from the same material, so their elastic properties are the same. That is, $E_1 = E_2 = E$, $\nu_1 = \nu_2 = \nu$, and the density is the same. However, their masses m_1 and m_2 are different. Note that $\xi = 1$ reduces the system to the case of a homogeneous chain. We consider three different ways of distributing the particles to produce disorder: (1) an Anderson-like distribution that produces an uncorrelated disorder, (2) a random dimer distribution that follows the choice in Ref. [76] (RDM1), and (3) a random dimer distribution that follows the choice in Ref. [21] (RDM2). We show the three types of disorder in Fig. 1, and we note that both RDM1 and RDM2 are correlated types of disorder. See Ref. [77] for a review of localization in systems with correlated disorder.

Specifically, we construct our three families of disordered chains as follows:

(1) Anderson (A): For each of the N particles in a chain, we choose radius R_1 with a probability of $q \in [0, 1]$ and radius R_2 with a probability of $1 - q$. (Importantly, note that the choice for each particle is independent of all other particles.)

(2) Random dimer model 1 (RDM1): For each of the $N/2$ dimers in an N -particle chain, we choose the configuration $R_1 R_1$ (i.e., both particles have a radius of R_1) with a probability of $q \in [0, 1]$ and the configuration $R_2 R_2$ with a probability of $1 - q$. (In the literature, this family specifically is what is usually meant by the term “random dimer model” [76].)

(3) Random dimer model 2 (RDM2): For each of the $N/2$ dimers in an N -particle chain, we choose the configuration $R_1 R_2$ with a probability of $q \in [0, 1]$ and the configuration $R_2 R_1$ with a probability of $1 - q$. (That is, we are choosing the orientation of the dimer, which we imagine to be a spin with two possible states [21].)

Because these granular chains include two types of spheres (and are oriented horizontally, so we can ignore gravity), there are three types of sphere–sphere interactions:

- (a) $A_{11} = \frac{E\sqrt{2R_1}}{3(1-\nu^2)}$ (between two spheres of radius R_1),
- (b) $A_{22} = \frac{E\sqrt{2R_2}}{3(1-\nu^2)}$ (between two spheres of radius R_2),
- (c) $A_{12} = \frac{2E}{3(1-\nu^2)} \left(\frac{R_1 R_2}{R_1 + R_2} \right)^{1/2}$ (between spheres of different radii).

One can characterize the disorder using two parameters. The parameter q defines the extent of disorder. Thus, $q = 0$ and $q = 1$ are fully ordered cases, and $q = 1/2$ is the most disordered case.³ The other parameter is ξ , which is deterministic and defines the strength of the disorder by affecting the inertia (via the mass) of the particles and the magnitude of the interaction coefficients A_{12} and A_{22} (via the radius $R_2 = \xi R_1$).

It is worth remarking that for the original Anderson configuration, the radius of the n th particle is $R_n = R_0 + \delta R_n$, where $\{\delta R_n\}$ corresponds to some uncorrelated random sequence, $\delta R_n \in (-W, W)$, and W is the disorder strength. The “Anderson” model that we study (which is more precisely designated as “Anderson-like”) is an example of a “random binary alloy” [78] that has the same correlation properties as the original Anderson model. In the most general case, a random binary alloy can also include correlations due to dimer terms like the ones in RDM1 and RDM2 [78]. We study the correlation properties for each type of disorder in the next subsection.

A. Correlations

Let \mathbf{v}_0 be a random vector generated by the rules that we described above. Without loss of generality, we label each entry $v_{0,i}$ of \mathbf{v}_0 as 0 or 1. Thus, the Anderson chain has vector components of

$$v_{0,i} = \begin{cases} 0, & \text{with probability } q \\ 1, & \text{with probability } (1 - q) \end{cases}, \quad (16)$$

where $i \in \{1, 2, \dots, N\}$. For the dimer models,

$$v_{0,i} = \begin{cases} c_0, & \text{with probability } q \\ c_1, & \text{with probability } (1 - q) \end{cases}, \quad (17)$$

where $i \in \{1, 2, \dots, N/2\}$, $\{c_0, c_1\} = \{0, 1\}$ for RDM1, and $\{c_0, c_1\} = \{0, 1, 1, 0\}$ for RDM2.

Let \mathbf{v}_n be the n -cyclic permutation of \mathbf{v}_0 that satisfies

$$v_{n,i} = \begin{cases} v_{0,i-n}, & \text{if } i > n, \\ v_{0,N-n+i}, & \text{if } i \leq n. \end{cases} \quad (18)$$

To characterize the amount of correlation in each case, we calculate the Pearson correlation coefficient

$$\rho_{n,n'} = \frac{\text{cov}(\mathbf{v}_n, \mathbf{v}_{n'})}{\sigma_{\mathbf{v}_n} \sigma_{\mathbf{v}_{n'}}}, \quad (19)$$

³Note, however, that there are specific chain configurations — such as a periodic sequence of dimers with alternating spin orientations in RDM2 — for which $q = 1/2$ gives maximal order with respect to higher-order correlations. Upon averaging over many configurations with the same value of q , such situations contribute little to the expected dynamics due to their low probability of occurrence.

where $\text{cov}(\mathbf{v}_n, \mathbf{v}_{n'}) = E[(\mathbf{v}_n - \bar{v}_n \mathbf{I})(\mathbf{v}_{n'} - \bar{v}_{n'} \mathbf{I})]$ is the covariance between \mathbf{v}_n and $\mathbf{v}_{n'}$, the vector $\mathbf{I} = (1, 1, \dots, 1)$ has all elements equal to 1, the standard deviation of a vector \mathbf{w} is $\sigma_{\mathbf{w}} = \sqrt{E[(\mathbf{w} - \bar{w} \mathbf{I})^2]}$, and the mean of \mathbf{w} is given by the expectation $E[\mathbf{w}] = \bar{w}$. For our computations, it is convenient to write the covariance as

$$\text{cov}(\mathbf{v}_n, \mathbf{v}_{n'}) = \frac{1}{N} \sum_{i=1}^N [v_{n,i} v_{n',i} - (v_{n,i} \bar{v}_{n'} + v_{n',i} \bar{v}_n) + \bar{v}_n \bar{v}_{n'}]. \quad (20)$$

Note that some statistical properties, such as the mean and standard deviation, are independent of permutations (i.e., $\bar{v}_n = \bar{v}_{n'}$ and $\sigma_{\mathbf{v}} \equiv \sigma_{\mathbf{v}_n} = \sigma_{\mathbf{v}_{n'}}$), so we can write Eq. (19) as

$$\rho_{n,n'} = \frac{(\frac{1}{N} \sum_{i=1}^N v_{n,i} v_{n',i}) - \bar{v}^2}{\sigma_{\mathbf{v}}^2}, \quad (21)$$

where one can calculate the term in parentheses as the sum of conditional probabilities that depend on the type of disorder.

In the next three subsections, we calculate the correlation coefficients for each type of disorder in the thermodynamic (i.e., $N \rightarrow \infty$) limit.

1. Anderson

In a granular chain with an Anderson-like disorder, the mean value of \mathbf{v} is $\bar{v} = (1 - q)$, and the standard deviation is $\sigma_{\mathbf{v}} = \sqrt{q(1 - q)}$. Both quantities depend on the probability q , but the correlation

$$\rho_{n,n'}^a = \delta_{0,|n-n'|} \quad (22)$$

is independent of $q \in (0, 1)$. When $q = 0$ or $q = 1$, the correlation becomes $\rho_{n,n'}^a = 1$ because the granular chain is homogeneous. Equation (22) implies that the Anderson disorder is an uncorrelated type of disorder. This is true exactly in the thermodynamic limit (i.e., as the number of particles $N \rightarrow \infty$). However, it is also true in an average sense for finite systems, which implies that the mean of the Pearson correlations for a large number $S \rightarrow \infty$ of finite systems approaches the value of the correlation for a single system as $N \rightarrow \infty$. In Fig. 2(a), we show the Pearson correlation coefficient as a function of the relative distance between spheres. The black curve shows the mean value, which tends to $\delta_{0,|n-n'|}$ (as we just discussed).

2. Random dimer model 1 (RDM1)

As in the Anderson case, the mean value of \mathbf{v} for the RDM1 granular chain is $\bar{v} = (1 - q)$, and the standard deviation is $\sigma_{\mathbf{v}} = \sqrt{q(1 - q)}$. However, because an RDM1 granular chain consists of a sequence of dimers, there is now a short-range correlation. The Pearson correlation coefficient is

$$\rho_{n,n'}^d = \delta_{0,|n-n'|} + \frac{1}{2} \delta_{1,|n-n'|}, \quad (23)$$

which we note is again independent of $q \in (0, 1)$. Consequently, the chain has the above short-range correlation (between nearest neighbors) for any $q \in (0, 1)$.

In Fig. 2(b), we show the Pearson correlation coefficient as function of the relative distance between spheres.

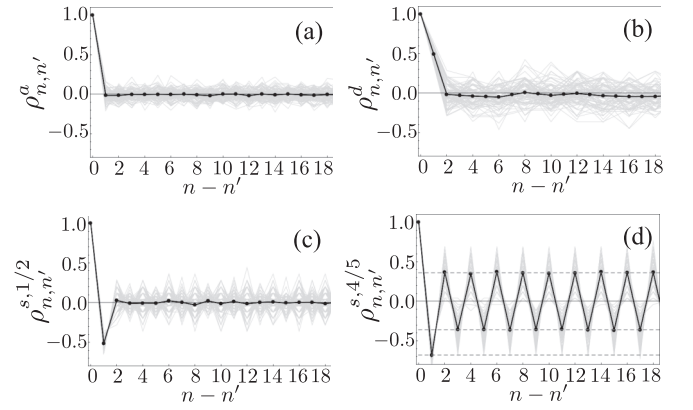


FIG. 2. Correlation function $\rho_{n,n'}$ versus the distance between particles for the three types of disordered granular chains: (a) Anderson model, (b) random dimer model 1 (RDM1), and (c) and (d) random dimer model 2 (RDM2). The gray curves show 100 realizations for a chain with $N = 100$ particles, and the black curves give the mean values. In panels (a)–(c), we use $q = 1/2$; in panel (d), we use $q = 4/5$. The horizontal dashed lines in panel (d) show analytical values from Eq. (24) for the long-range correlation.

3. Random dimer model 2 (RDM2)

The RDM2 granular chain has rather different statistical properties from the other two types of disordered chains.

The mean value of \mathbf{v} is $\bar{v} = 1/2$, and the standard deviation is $\sigma_{\mathbf{v}} = 1/4$. Both the mean and the standard deviation are independent of the probability q , because q affects only the orientation of the dimer; the numbers of 0 values and 1 values are unchanged. This type of disorder includes a long-range correlation that one can tune with the parameter q . The Pearson correlation coefficient is

$$\rho_{n,n'}^{s,q} = \delta_{0,|n-n'|} - \frac{1}{2} [(2q - 1)^2 + 1] \delta_{1,|n-n'|} + \sum_{j=2}^N (-1)^j (2q - 1)^2 \delta_{j,|n-n'|}. \quad (24)$$

An interesting special case occurs when $q = 1/2$, as the correlation reduces to a short-range anticorrelation:

$$\rho_{n,n'}^{s,1/2} = \delta_{0,|n-n'|} - \frac{1}{2} \delta_{1,|n-n'|}. \quad (25)$$

Other interesting limits are the ordered diatomic chains that arise for $q = 0$ and $q = 1$. Because the orientation of the dimer units is homogeneous in these limits, there is a perfect correlation between particles that are an even distance apart and a perfect anticorrelation between particles that are an odd distance apart:

$$\rho_{n,n'}^{s,0} = \rho_{n,n'}^{s,1} = \sum_{j=0}^N (-1)^j \delta_{j,|n-n'|}. \quad (26)$$

In Figs. 2(c) and 2(d), we show the Pearson correlation coefficient as a function of the relative distance between spheres. We use different values of q for the two panels.

IV. IMPURITIES IN A HOMOGENEOUS GRANULAR CHAIN

Reference [33] confirmed for granular chains the general notion that either localized or resonant modes arise when an otherwise homogeneous system (a “host” chain) includes impurities. The nature of such modes depends on the relationship between the parameters of the impurities and those of the other spheres in the host chain. If an impurity mass is smaller (respectively, larger) than the rest of the particles, then the associated mode is localized (respectively, resonant). Moreover, one can perform a continuation procedure starting from localized linear modes to obtain localized modes in the weakly nonlinear regime.

Impurities also break the translational symmetry of a chain, and scattering processes around the impurities thus play a significant role in the dynamics. This becomes increasingly important as the number of impurities in a chain increases. To emphasize the role of impurities in the transport and localization properties of a system, we highlight the “random dimer model” [76], which we call RDM1 in the present article. In Ref. [76], it was shown for a Schrödinger lattice with on-site energy distributed in an RDM1 way that—even when almost all of the linear modes are spatially localized—there is always one mode that is extended for a certain value (which depends on the strength of the disorder) of the wave number k_d . Furthermore, for finite 1D systems, there is a set of modes for wave numbers near k_d [in particular, for wave numbers $k \in (k_d - \Delta k, k_d + \Delta k)$, with $\Delta k \sim 1/\sqrt{N}$ as $N \rightarrow \infty$] that have a localization length that is larger than the length of the system [79].

A similar effect from double impurities has been observed in acoustic chains with harmonic interactions [79]. However, due to the acoustic characteristics of the linear spectrum, the 0-frequency linear mode is extended in either a homogeneous or a disordered system (independently of the type of disorder) and for any system length. Therefore, even for an Anderson-like disorder configuration, modes with $k \in [0, \Delta k)$ and $\Delta k \sim 1/\sqrt{N}$ (as $N \rightarrow \infty$) have a localization length that is larger than the size of the system [79,80]. We also expect reflectionless modes to emerge in strongly compressed granular chains—i.e., in the linear regime (see Sec. II B 1), in which a harmonic approximation of the interactions is suitable.

V. NUMERICAL RESULTS

In general, it is difficult to precisely determine localization properties in disordered systems—primarily because most tests are based on the asymptotic behavior of particular observables (e.g., energy). From a practical perspective, one needs to consider long chains (and large areas or volumes in higher dimensions) and very long integration times, and (from a theoretical perspective) one should let both time and system size go to infinity [10]. Such scenarios are difficult to achieve experimentally, and even numerical simulations pose considerable difficulties [19]. In particular, one is often interested in the asymptotic behavior of the energy distribution. Hence, to conduct long-time simulations without significant (and unphysical) variation in a system’s total energy, it is necessary to employ carefully chosen numerical-integration

schemes. Additionally, because we are examining disordered systems and we thus need to average over a large number of realizations of a particular type of disorder to obtain appropriate statistical power, it is also necessary to employ sufficiently fast numerical-integration schemes that are also particularly accurate with respect to energy conservation. We thus use a symplectic integrator from Refs. [19,81].

We also rely on indirect methods to develop intuition about the asymptotic behavior of disordered granular chains. One such method is to study the structure of the linear spectrum and the extent of localization of the linear modes. For instance, in the classical Anderson model in a 1D electronic system [9], all of the linear modes are localized exponentially for any amount of disorder. This leads to an absence of diffusion that manifests as a saturation in time of the second moment of a suitable probability distribution. In other words, excitations remain spatially localized. By contrast, as mentioned in Sec. IV, the RDM1 [76] behaves differently from the Anderson model in this respect, as the former includes extended modes that cause the second moment to grow as a function of time.

In our ensuing discussions, we investigate the influence of the three different types of disorder on (1) the structure of the linear spectrum and (2) the presence of localized states in both the bulk and the surface of a granular chain. We subsequently investigate transport and dynamical localization in the bulk for disordered Hertzian chains [see Eq. (1)].

A. Diagonalization of Eq. (12)

There are various ways of measuring localization in linear modes. In finite systems, it is useful to calculate the inverse participation ratio (IPR) [10]:

$$P^{-1} = \frac{\sum_{n=1}^N h(v_n, \dot{v}_n)^2}{\left[\sum_{n=1}^N h(v_n, \dot{v}_n) \right]^2}, \quad (27)$$

where $h(v_n, \dot{v}_n)$ is some distribution. For modal analysis, we use $h(v_n, \dot{v}_n) = v_n^2$, which allows us to measure the fraction of particles whose displacement of position from equilibrium differs markedly from 0. We can thereby measure the extent of localization. For instance, a plane wave with all sites equally excited satisfies $P^{-1} \rightarrow 0$ as the number of particles $N \rightarrow \infty$. By contrast, a strongly localized wave satisfies $P^{-1} \rightarrow 1$, and $P^{-1} = 1$ exactly when only one sphere is vibrating (i.e., when $v_n = 0$ for all $n \neq j$ and $v_j \neq 0$).

Calculating the IPR makes it possible to directly obtain a qualitative understanding of the nature of the linear modes. In Fig. 3, we show the spectrum and the extent of localization (i.e., its IPR) associated with the linear modes for one realization of each of the three types of disorder. In Fig. 4, we show the mean value of the IPR over 100 realizations of each type of disordered chain (with $N = 100$ particles in a chain) as a function of the probability parameter q and the size parameter ξ . In both figures, we have sorted the modes from smallest frequency to largest frequency. Diagonalizing Eq. (12) yields the displacement distribution of the particles in the chain that are associated with the different modes. In this section, we use these displacement distributions to compute the IPRs that we show in Figs. 3 and 4. We also evaluate Eq. (27) using the energy-density distribution [given by Eq. (29), as

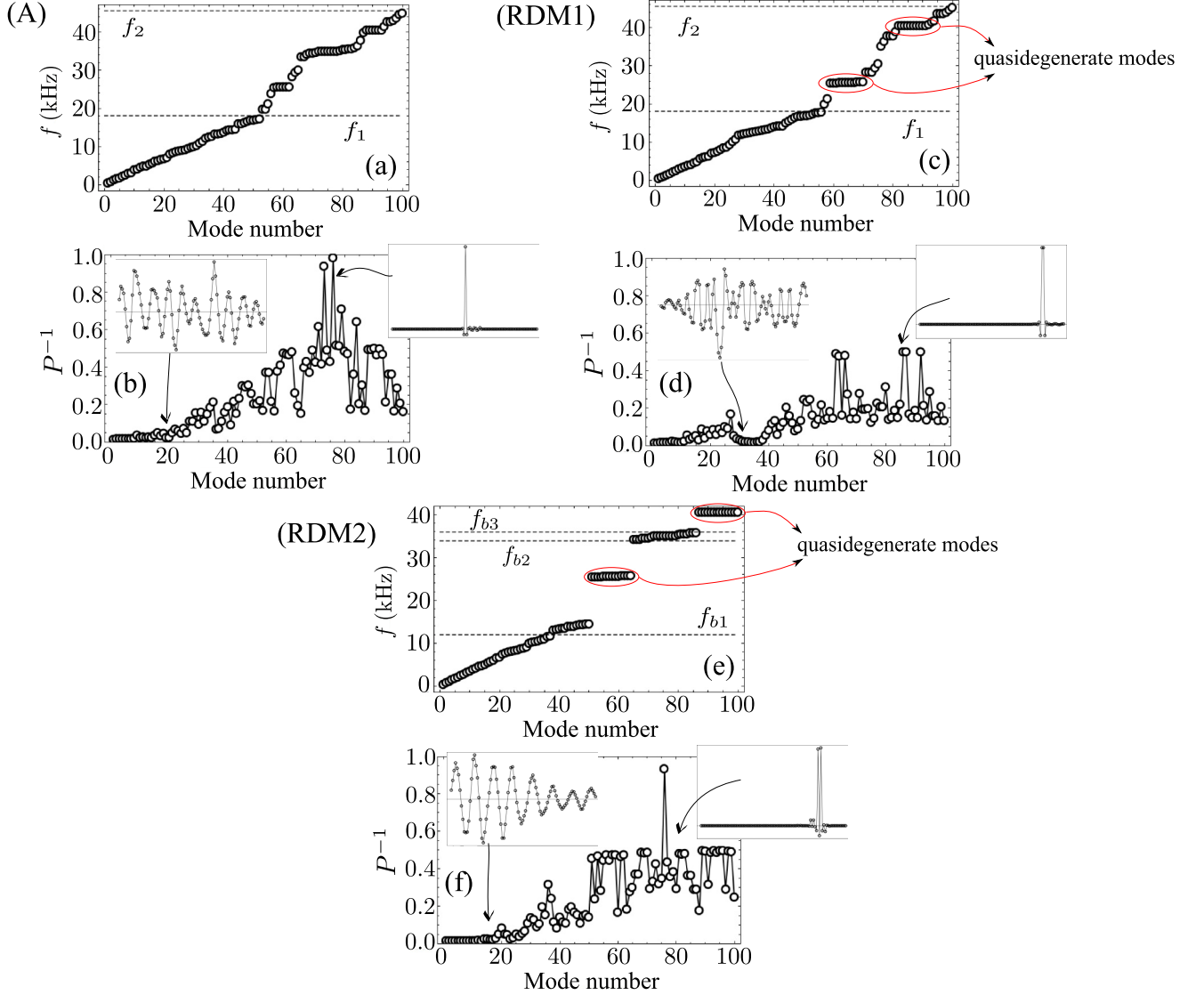


FIG. 3. Linear spectrum and inverse participation ratio P^{-1} for different types of disorder with probability parameter $q = 0.5$ and size parameter $\xi = 0.5$. As usual, (A), (RDM1), and (RDM2) denote the Anderson, random dimer model 1, and random dimer model 2, respectively. The insets show examples of linear modes for both high and low frequencies. The dashed lines mark the cutoff frequency $f_i = \frac{1}{2\pi} \sqrt{\frac{4\tilde{B}_{ii}}{m_i}}$ (with $i \in \{1,2\}$) associated with a homogeneous chain and the cutoff frequency $f_{bi} = \frac{1}{2\pi} \sqrt{\frac{2\tilde{B}_{i2}}{m_i}}$ (with $i \in \{1,2,3\}$) for a perfectly ordered diatomic chain, where $m_3 = m_1 m_2 / (m_1 + m_2)$. Additionally, $\tilde{B}_{ij} = \frac{3}{2} A_{ij} \Delta_n^{1/2}$, where A_{ij} is defined in Sec. III. Using the parameter values described in Sec. II C and $F_0 = 10$ N, we obtain $f_1 \approx 18.09$ kHz, $f_2 \approx 45.58$ kHz, $f_{b1} \approx 11.95$ kHz, $f_{b2} \approx 33.81$ kHz, and $f_{b3} \approx 35.86$ kHz.

we will discuss in Sec. V C], and we obtain qualitatively similar results. For each type of disorder, we will use the energy-density distribution (see Sec. V D) to characterize dynamical localization.

We first consider Anderson-like disorder. For frequencies $f \in (f_1, f_2)$ [see Eq. (10) and Fig. 3], we observe a complicated gap structure that includes isolated frequencies between the two band-edge frequencies. In the frequency range (f_1, f_2) , there is also a small region in which P^{-1} has multiple peaks with values that are close to 1. These peaks are associated with single-node modes (which are reminiscent of impurity modes), in which the energy oscillates primarily around one particle. As discussed in Ref. [33], linear localized modes are bound to small particles for a single impurity, and the frequency

f_{imp} of these modes is larger than the lower edge frequency f_1 of the host homogeneous chain. Additionally, for a given precompression force F_0 , the frequency f_{imp} depends only on the strength of the impurity, and it thus depends only on the size parameter ξ . There are also modes with $P^{-1} \approx 0.5$ that are related to double impurities. More precisely, P^{-1} is slightly smaller than 0.5 because the mode does not consist exactly of two particles that vibrate, as there is also a tail that decays as a function of space. Modes with a lower IPR are associated with different local configurations. For example, a mode with two small masses that vibrate with a large amplitude and are separated by a large mass that oscillates with a small amplitude has $P^{-1} \approx 0.4$. Additionally, modes with five spheres that effectively participate in the system dynamics have $P^{-1} \approx 0.2$,

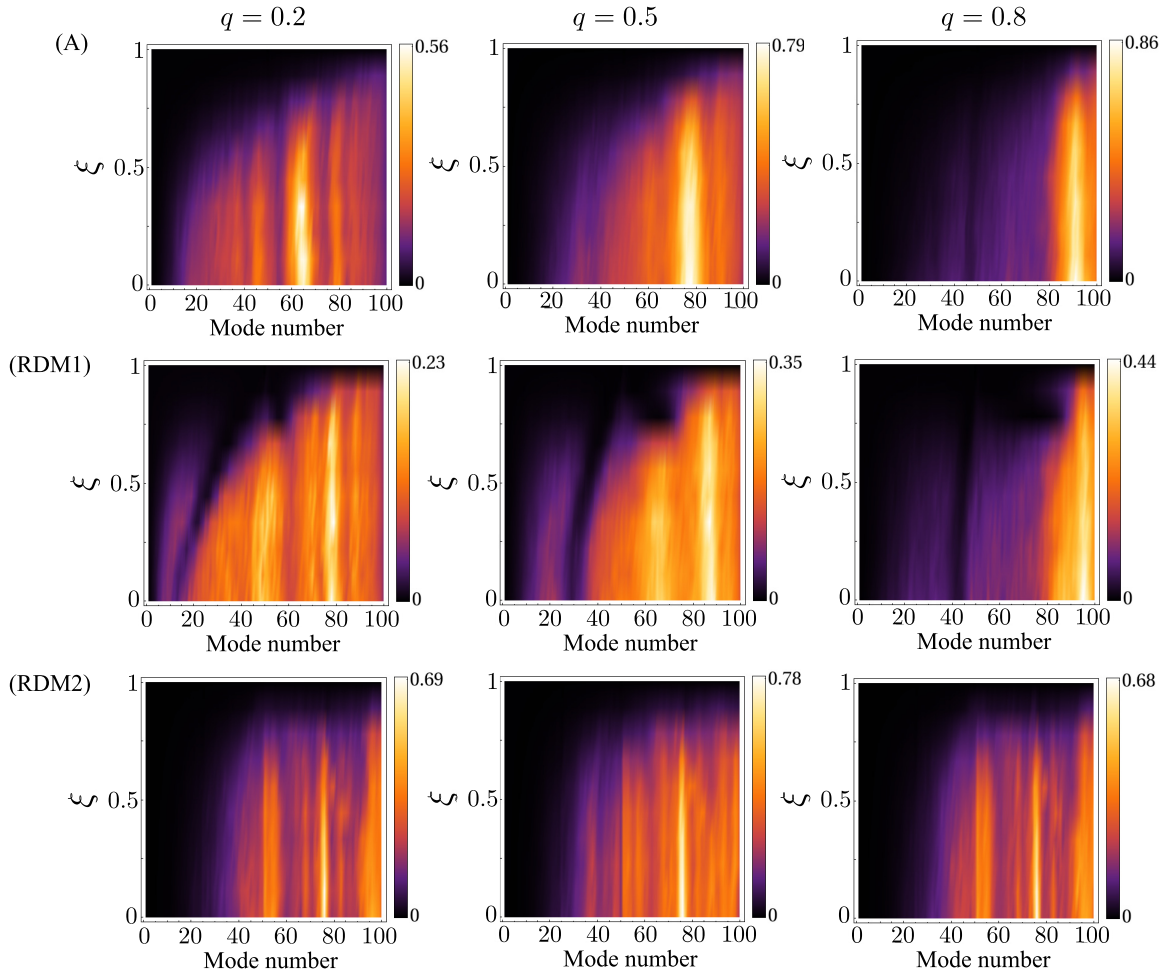


FIG. 4. Inverse participation ratio (averaged over 100 chain configurations) as a function of the ratio $\xi = R_2/R_1$ of radii and the mode number for different types of disordered chains and different values of the probability parameter q . The black regions are associated with delocalized waves.

and one can make analogous statements for other values of P^{-1} .

One can interpret the probability parameter q as a measure of the density of small impurities (i.e., particles with radius R_2) in a host chain of particles with radius R_1 . As $q \rightarrow 1$, the granular chain is composed almost exclusively of spheres with radius R_1 , and its few small impurities generate impurity modes whose frequencies are larger than f_1 . The rest of the spectrum consists mostly of an acoustic branch that is bounded above by f_1 . This explains why the Anderson chain with $q = 0.8$ in Fig. 4 has an IPR whose maximum occurs near the maximum mode number (i.e., it is close to the frequency edge f_1). When q decreases, the fraction of particles with radius R_2 increases, and the population of modes with frequencies between f_1 and f_2 increases as well. In particular, the maximum value of P^{-1} in Fig. 4 for an Anderson chain with $q = 0.2$ is about 0.55, which implies that most localized linear modes are double-impurity modes instead of single-impurity modes. However, the frequency of these modes does not change given a fixed value of ξ , and it is close to the frequency edge at f_1 .

Another interesting feature of the Anderson model in granular chains is that the 0-frequency mode is extended for

all values of q and ξ . In other words, it is independent of both the amount of disorder and the relative sizes of the two types of particles. (See Refs. [79,82] for relevant discussions.) Near $\omega = k = 0$, there is a nontrivial region in the ξ - q parameter space in which one observes extended modes in a finite-size chain. One expects the area of this region to vanish as the system size $N \rightarrow \infty$ [79]. However, the presence of this extended mode opens a channel for the transportation of energy even in a disordered chain.

For an RDM1 chain, the frequency structure is similar to that of an Anderson chain. However, there are several high-frequency modes, which each have frequency between f_1 and f_2 , that form an almost flat structure in plots of frequency versus mode number (see Fig. 3). These frequencies are related to *quasidegenerate* modes, which have almost the same frequency as each other, and such modes arise more often in an RDM1 chain than in an Anderson-like chain. As in an Anderson-like chain, an RDM1 chain also includes some highly localized linear modes that are related to double impurities. The main difference arises in the P^{-1} distribution, which for an RDM1 chain includes an extra minimum near a frequency of $f_b \in (0, f_1)$ that depends on the parameters ξ and q . For example, when $q = \xi = 0.5$, we

obtain roughly $f_b \approx 15$ kHz for $N = 100$ and the physical parameters described in Sec. II C. This is related to extended modes that are centered at a *nonzero* frequency. Furthermore, as one can see from Fig. 4, the IPR tends to be smaller for most values of ξ and q in an RDM1 chain than in an Anderson-like chain. This occurs because the impurities in RDM1 chains are twice as large as those in Anderson chains, which implies in turn that RDM1 chains have large impurity modes.

An RDM2 chain exhibits completely different—and rather remarkable—features in its spectrum and IPR distribution from the other two types of disordered chains. To explain these differences, it is important to interpret the RDM2 system as a perturbation of a perfectly ordered diatomic chain instead of as a perturbation of a monoatomic chain. In fact, most of the eigenvalues for an RDM2 chain occur between the frequency edges of the ordered diatomic chain (i.e., within its pass bands). The rest of the eigenvalues are organized predominantly into almost flat distributions within the band gaps (see Fig. 3). Additionally, an RDM2 chain tends to have more degenerate modes than an RDM1 chain. RDM2 chains also have very interesting localization properties. In Fig. 4, for example, we observe that the P^{-1} distributions are (on average) almost independent of the degree of disorder (i.e., on the parameter q). We also see from Fig. 3 that most of the degenerate modes are also equally localized. In other words, they have almost the same value of P^{-1} . To explain the features of the IPR, observe that there exist a few single-impurity modes with $P^{-1} \approx 1$, but most of the localized modes consist of two (associated with $P^{-1} \approx 0.5$), three ($P^{-1} \approx 0.33$), or four ($P^{-1} \approx 0.25$) vibrating particles. Additionally, the RDM2 disorder is symmetric with respect to $q = 0.5$ by construction (so, e.g., $q = 0.2$ and $q = 0.8$ are equivalent situations).

B. Spreading and partial localization due to disorder and nonlinearity

Force distributions are particularly useful in granular crystals, because it is easier and more reliable experimentally to measure forces than to measure energy. Moreover, examining forces as a function of time allows one to indirectly measure spreading and localization. Thus, in this section, we examine how the force evolves at specific spots in a chain and also how the force distributions differ for different precompression strengths in homogeneous chains and Anderson-like disordered chains.

In Fig. 5, we show example force distributions from applying an excitation that consists of an initially localized displacement at the center of a homogeneous chain. For a strongly compressed chain (e.g., for $F_0 = 10$ N), the initial excitation spreads along the chain, and the dynamics arise from the decomposition of the Kronecker δ into linear modes. However, the spreading is slightly asymmetric, because the nonlinearity cannot be neglected entirely. Increasing the nonlinearity in the system by decreasing the precompression strength leads to shrinkage of the distribution width due a decrease in the system's sound speed. One directly observes this effect in the force distribution, and one can also see it indirectly by examining the force at different places in the chain as a function of time. For instance, as one decreases the precompression strength, it takes longer to detect fluctuations in the force at

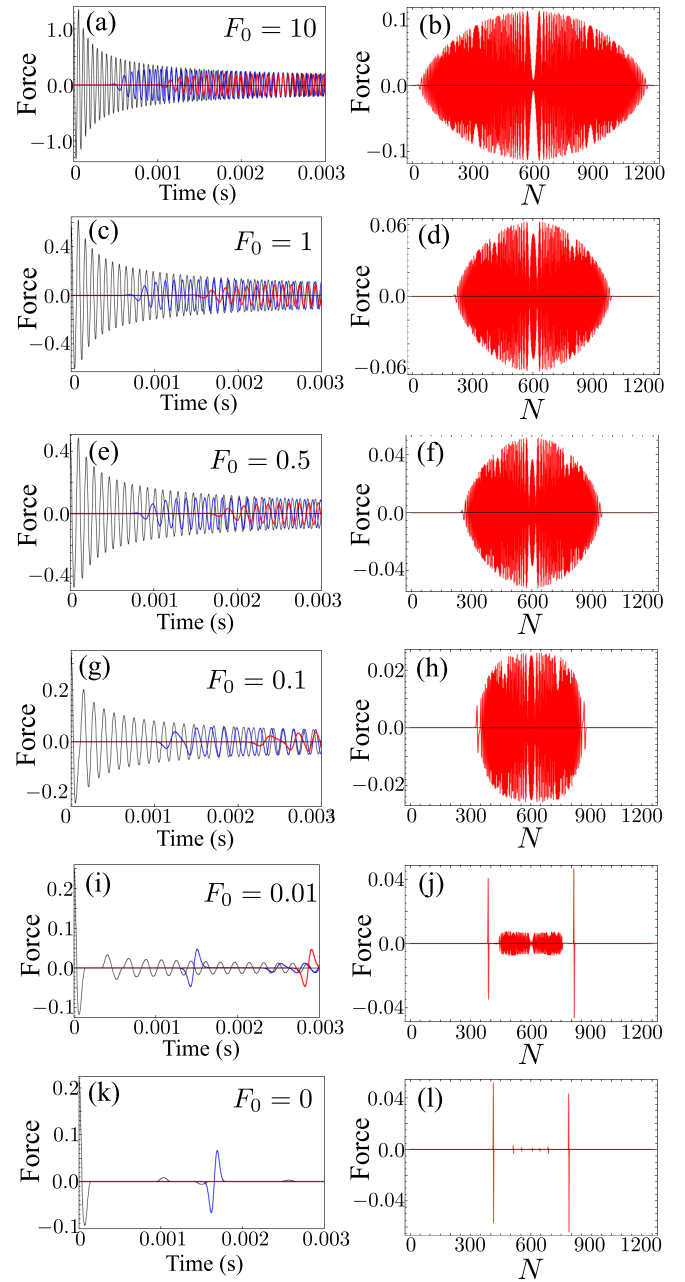


FIG. 5. (Left) On-site force as a function of time and (right) force distribution of particles for various amounts of precompression when we apply an excitation that consists of an initially localized displacement to the center of a homogeneous granular chain. In the left panels, the black curves give the force for particle 601, the blue curves give the force for particle 631, and the red curves give the force for particle 661. The chain has $N = 1201$ particles. For each example, the initial condition is $u_n = 10^{-1} \times \delta_{n,601} \mu\text{m}$. For the right panels, we give the force in newtons at time $t = 10^{-2}$ s. In each row, the two panels show results for a chain with the same specified precompression strength.

particles 30 and 60 sites away from the position of the initial excitation. Additionally, in the sonic-vacuum regime, solitary waves emerge clearly, and the energy is divided mainly into two pulses that move in opposite directions.

In the presence of disorder (see Fig. 6), we observe that the spatial force distribution changes abruptly (i.e., even

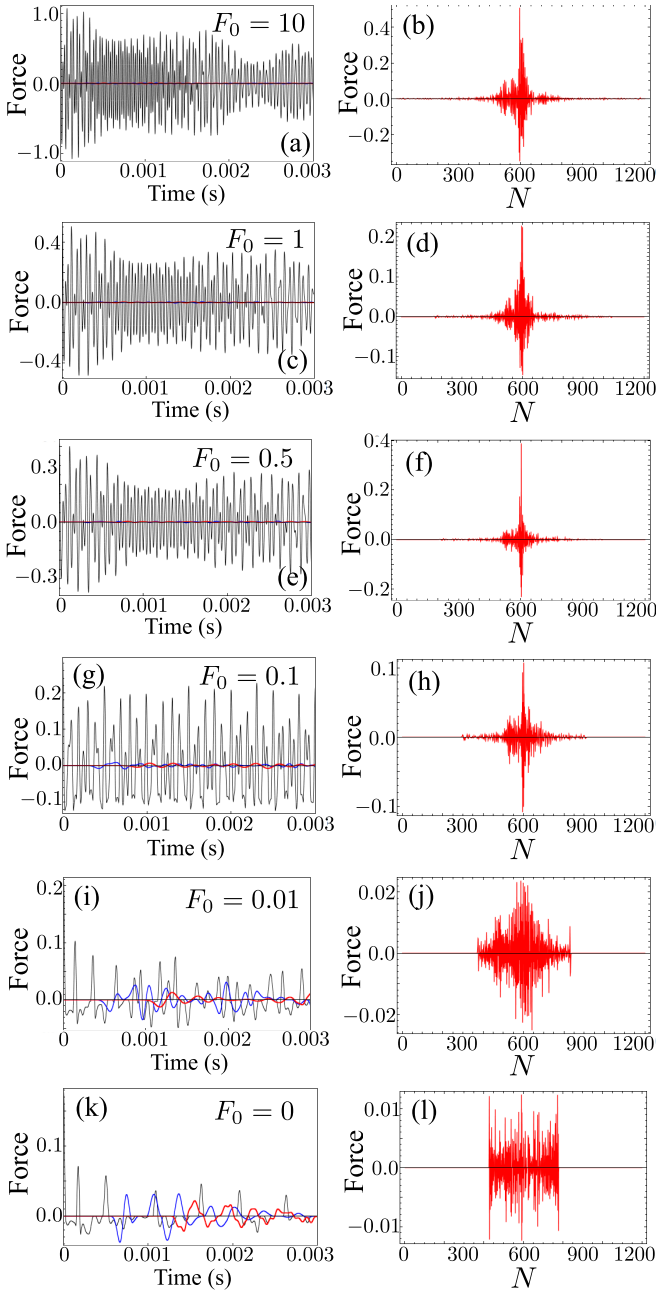


FIG. 6. (Left) On-site force as a function of time and (right) force distribution of particles for various amounts of precompression when we apply an excitation that consists of an initially localized displacement to the center of an Anderson chain with a particle-size parameter of $\xi = 0.8$. In the left panels, the black curves give the force for particle 601, the blue curves give the force for particle 631, and the red curves give the force for particle 661. The chain has $N = 1201$ particles. For each example, the initial condition is $u_n = 10^{-1} \times \delta_{n,601} \mu\text{m}$. For the right panels, we give the force in newtons at time $t = 10^{-2}$ s. In each row, the two panels show results for a chain with the same specified precompression strength.

for a small amount of disorder) from the distribution in an associated homogeneous chain. When linear effects are dominant (e.g., at $F_0 = 10$ N), the force distribution has a maximum near the position of the initial excitation, and it decays exponentially away from this point. Near the central

position of the distribution, the temporal force dynamics includes large-amplitude, persistent oscillations that exist for long times. The forces in particles that are even a few sites away from the center (e.g., see the particles that are 30 and 60 sites away from the center in Fig. 6) have oscillations whose amplitudes are orders-of-magnitude lower.

When we increase the effective nonlinearity in a granular chain—in particular, in the weakly nonlinear situation, such as the one in Eq. (14)—resonances of linear modes are induced by nonlinear shifts of the frequencies [11]. This leads to a nonlinear mechanism of energy exchange between the localized and extended modes in the spectrum (see Sec. V A), which in turn implies that energy that was previously stored in localized modes can now be carried through the system by being transferred either to other localized modes that are spatially close to the original one or to extended modes. In short, there is more transport. Consequently, the force is distributed among a larger number of particles in the chain. This effect is analogous to phenomena that have been observed in disordered NLS and KG lattices [11], and analogous dynamics have also been observed experimentally in the context of waveguide arrays [83,84]. Remarkably, the localization (in the form of traveling waves) goes away completely when the precompression goes to 0, and instead a pure spreading process occurs. In other words, the localization phenomenon, in which nearly all of the energy at vanishing precompression would otherwise be partitioned into localized traveling waves (which, as illustrated in Fig. 5(l), each have a support on only a few sites of a chain) [85], is modified drastically because of the presence of disorder.

C. Energy distribution and second moment

As we stated previously, characterizing whether or not dynamics is localized—and which particular transport properties can characterize localization in a quantitative way—is a difficult task [10], and it has been examined from many different perspectives by several authors. Such methods include (1) computing a localization length [86,87], which gives information on how fast the distributions decay; (2) computing finite-time Lyapunov exponents [58,88] to study KAM tori and chaotic dynamics; (3) directly estimating scaling properties of the energy distribution [61,80]; and (4) calculating moments of distributions that are associated with the dynamics [76,79,80,84,89]. The calculation of moments has been especially popular, and it is particularly common to investigate the growth of the second moment as a function of time, as this gives information about the width of a distribution. However, the exclusive use of the second moment as a single-parameter description is problematic and can lead to a misunderstanding of a system's actual dynamics [11,12], particularly in strongly nonlinear situations. Consequently, following [11,12], in the present work, we examine dynamics by computing not only the second moment but also the IPR (see Sec. V D).

Proceeding with our analysis, we note that the total energy of the system is conserved by the dynamics. We are thus interested in the energy distribution's second moment

$$\tilde{m}_2(t) = \frac{\sum_n (n - n_c)^2 E_n}{\sum_n E_n}, \quad (28)$$

where E_n is the energy density of the n th particle and n_c is the position of the center of the distribution. The energy density of the n th particle is given by

$$E_n(t) = K_n(t) + V_n(t), \quad (29)$$

where

$$K_n(t) = \frac{m_n}{2} \dot{u}_n^2(t) \quad (30)$$

is the particle's kinetic energy and the potential energy V_n depends on the model. For example, in the linear limit, the potential energy of the n th particle is

$$V_n(t) = \frac{1}{2} \left[\frac{B_n}{2} [u_{n-1}(t) - u_n(t)]^2 + \frac{B_{n+1}}{2} [u_n(t) - u_{n+1}(t)]^2 \right]. \quad (31)$$

In the weakly nonlinear regime, the potential energy is

$$V_n^W(t) = \frac{1}{2} \sum_{i=1}^3 \left[\frac{B_n^{(i)}}{(i+1)} [u_{n-1}(t) - u_n(t)]^{i+1} + \frac{B_{n+1}^{(i)}}{(i+1)} [u_n(t) - u_{n+1}(t)]^{i+1} \right]. \quad (32)$$

In the strongly nonlinear regime of a Hertzian potential, the potential energy is

$$V_n^H(t) = \frac{1}{2} \left\{ \frac{2A_n}{5} [\Delta_n + u_{n-1}(t) - u_n(t)]_+^{5/2} + \frac{2A_{n+1}}{5} [\Delta_{n+1} + u_n(t) - u_{n+1}(t)]_+^{5/2} \right\} - \frac{1}{2} \left\{ \frac{2A_n}{5} \Delta_n^{5/2} + \frac{2A_{n+1}}{5} \Delta_{n+1}^{5/2} \right\} - \frac{F_0}{2} \{u_{n-1}(t) - u_{n+1}(t)\}. \quad (33)$$

The two last terms in the right-hand side of the Hertzian potential energy $V_n^H(t)$ of Eq. (33) have minus signs, so $V_n^H(t) \rightarrow V_n^W(t)$ in the weakly nonlinear limit and $V_n^H(t) \rightarrow V_n(t)$ in the linear limit. The third term in Eq. (33) gives only a trivial contribution to the total energy, because it corresponds to the (constant) background energy associated with the precompression. The last term in Eq. (33) is a telescopic series when one sums over all n , and we note that the boundaries do not play a significant role because we are interested in the bulk dynamics. The displacement and the momentum at the edges of a chain are both exactly 0 for all times.

In the linear regime and in the absence of disorder, the only possible situation after a very long time is for the system to thermalize [82,90], so one obtains equipartition of energy between the different degrees of freedom. As a result (and as is well known), the asymptotic spreading dynamics in a homogeneous chain is ballistic [i.e., $\tilde{m}_2(t) \sim t^2$ as $t \rightarrow \infty$] regardless of whether the initial condition is a local displacement perturbation (e.g., $\{u_n(0), \dot{u}_n(0)\} \propto \{\delta_{n,n_c}, 0\}$) or a local velocity perturbation (e.g., $\{u_n(0), \dot{u}_n(0)\} \propto \{0, \delta_{n,n_c}\}$) [79,91]. However, introducing either disorder or nonlinearity can drastically change transport properties [11]. For example,

attempting to estimate a scaling relationship for the second moment now typically produces a different exponent: $\tilde{m}_2(t) \sim t^\gamma$ as $t \rightarrow \infty$, where $\gamma \neq 2$.

However, one can expect even more complicated phenomena, and in particular it is not always meaningful to fit the spreading of the second moment to a power law with a single exponent [80]. When there is reasonable power-law scaling, the behavior is called “superdiffusive” when $\gamma \in (1, 2)$, “diffusive” when $\gamma = 1$, and “subdiffusive” when $\gamma \in (0, 1)$. There is no diffusion when $\gamma = 0$. Following the work by Lepri *et al.* [80], we attempt to identify the situations in which it is reasonable to construe the second moment as having a power-law scaling by calculating the logarithmic derivative

$$L_d(t) = \frac{d(\ln \tilde{m}_2(t))}{d(\ln t)}, \quad (34)$$

where \tilde{m}_2 is the mean over some number of different realizations of a given type of disorder. We expect that $L_d(t) \rightarrow \gamma$ when $\tilde{m}_2(t) \sim t^\gamma$ as $t \rightarrow \infty$ but that $L_d(t)$ can exhibit oscillations when the dynamics are more complicated. In our numerical computations, we estimate the logarithmic derivative using the finite-difference approximation $L_d \approx \Delta(\ln \tilde{m}_2(t))/\Delta(\ln t)$, where we discretize time as in our numerical integration. The criterion that we use to state when \tilde{m}_2 has a power-law scaling is

$$|L_d(t) - \gamma| < \kappa \quad \text{for all } t > t^*, \quad (35)$$

where κ is a small parameter and t^* is an arbitrary time within our observation horizon. We thereby separate situations in which oscillations of the numerical data for the second moment are admissible as statistical fluctuations from ones in which oscillations are larger than statistical fluctuations.

It is also useful to compute the spectral density associated with the dynamics, as that allows one to identify which frequencies are involved in the dynamics [92]. We use the spatiotemporal displacement distribution to calculate the normalized spectral density

$$g(\nu) = \frac{\sum_n \bar{u}_n^2(\nu)}{\max\{\sum_n \bar{u}_n^2(\nu)\}}, \quad (36)$$

where

$$\bar{u}_n(\nu) \equiv \sum_{k=0}^{K-1} u_n(t_k) e^{-2\pi i \nu t_k / T_{\max}},$$

and we use the time points $\{t_k\}_{k=0}^{K-1}$ to partition the interval $[0, T_{\max}]$ into uniform subintervals.

In Sec. V A, we discussed the effects of disorder in strongly precompressed chains of spheres, and we showed that disorder splits the spectrum into a low-frequency region (in which the modes are extended) and a high-frequency region (in which modes tend to be localized). We now seek to explore the interplay between disorder and nonlinearity in both the strongly precompressed (i.e., weakly nonlinear) regime and the strongly nonlinear regime (whose limiting case is a sonic vacuum). We integrate Eq. (1) numerically using a “SABA₂C” algorithm [19,81], which is a symplectic integrator that allows us to conserve energy for long temporal evolution. Using SABA₂C, the relative error in energy is between $\Delta E \approx 10^{-9}$

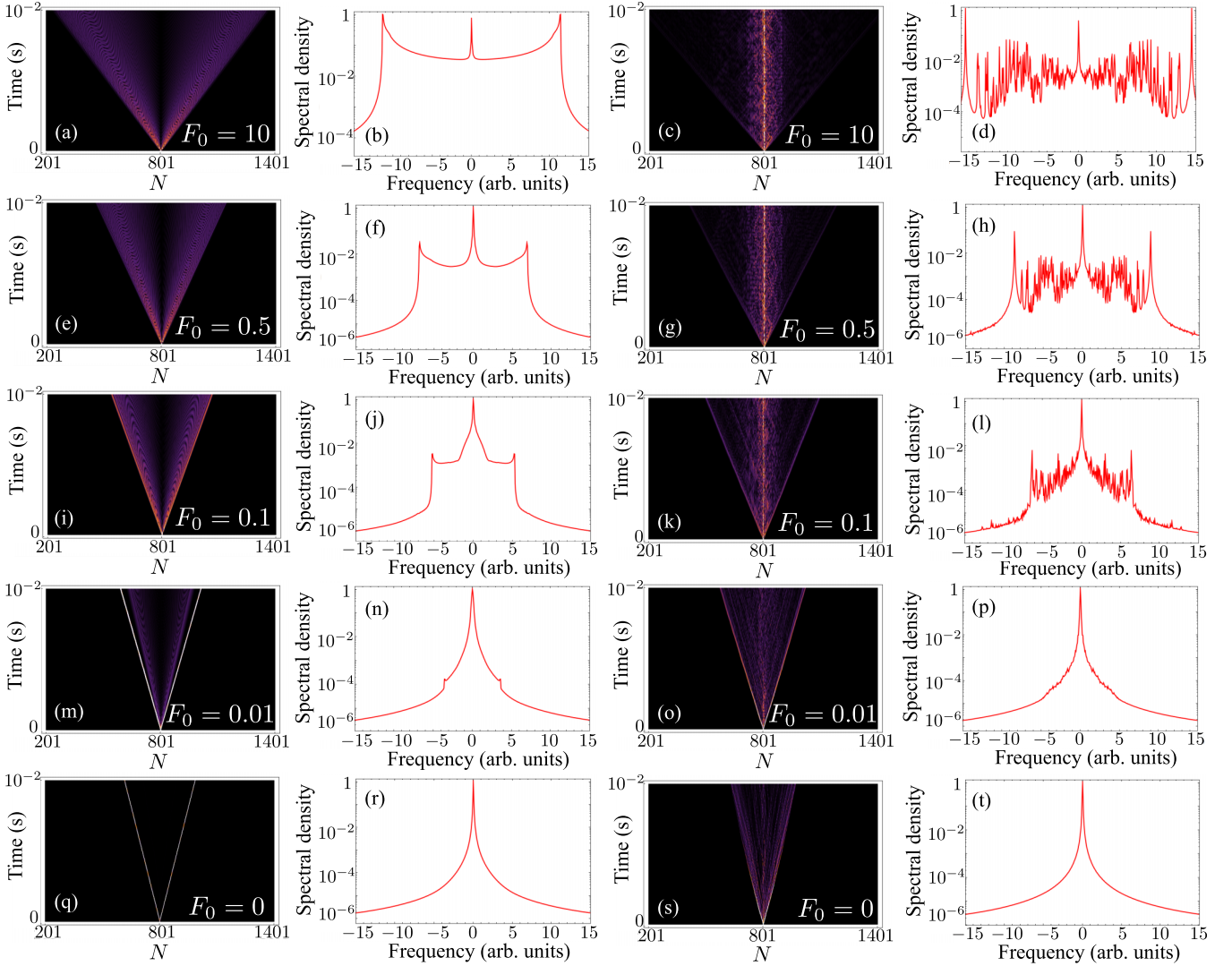


FIG. 7. (First and third columns) Absolute value of the spatiotemporal energy distribution and (second and fourth columns) spectral density for the dynamics of an initially localized displacement perturbation $\{u_n(0), \dot{u}_n(0)\}_I = \{\alpha \delta_{n,801}, 0\}$, with $\alpha = 10^{-1} \mu\text{m}$, for different amounts of precompression. The first two columns are for a homogeneous chain, and the last two columns are for an Anderson chain. Each chain has $N = 1601$ particles, though we only show the central 1201 particles in our plots of spatiotemporal energy distributions. For each example, the integration time is $T_{\text{max}} = 10^{-2}$ s, and we give the force in units of newtons. For each row, all panels are for a chain with the same specified precompression strength.

and $\Delta E \approx 10^{-7}$ (depending on the simulation parameters) using a reasonably small time step of $\tau \approx 1 \mu\text{s}$.

1. Displacement-perturbation initial conditions

In Fig. 7, we show the spatiotemporal energy distribution and the spectral density for both homogeneous chains and Anderson-like disordered chains for different levels of precompression and a displacement-perturbation initial condition $\{u_n(0), \dot{u}_n(0)\}_I = \{\alpha \delta_{n,n_0}, 0\}$, with $\alpha = 10^{-1} \mu\text{m}$. (We use the subscript “I” to label the initial condition.) For $F_0 = 10$ N, we see that the main contribution to the dynamics comes from the linear modes (as we discussed previously). For a homogeneous chain, maxima at nonzero frequencies give the band-edge frequencies; near the band edges, the linear spectrum is denser than it is near 0 frequency. When one decreases the precompression, the band width decreases, and

the spreading of waves from the linear modes becomes slower because the sound speed also decreases. We observe clear nonlinear pulses in the dynamics, and the speed of these pulses is larger than the sound speed for sufficiently small precompression. (See, for instance, the panels in Fig. 5 with $F_0 \leq 0.01$ N.) However, for $F_0 \rightarrow 0$, the localized initial condition splits into traveling pulses that propagate in opposite directions. This occurs because all of the frequencies of the linear spectrum tend to 0 for $F_0 \rightarrow 0$.

A chain with Anderson-like disorder exhibits more complicated dynamics than a homogeneous chain. In Fig. 7, we observe Anderson-like localization for strong levels of precompression. Spikes in the spectral density indicate the modes that contribute the most to the dynamics. The highest spike is located at a high frequency, so the main contribution comes from a localized mode (see Fig. 3) that is presumably close to the position of the initial excitation. As we can see

from the low-frequency spikes in the spectral density, the localization process occurs on top of a diffuse background pattern that arises primarily because of extended modes. As we consider weaker precompression, we observe a narrower frequency band near 0 frequency in the spectral density, analogous to our observations for homogeneous chains. Although there have been many efforts to study the interplay between disorder and nonlinearity—and their effect on spreading dynamics—most prior research has concentrated on weakly nonlinear settings. In fact, the majority of prior work has focused on NLS and KG lattices (see, e.g., Ref. [11] and references therein). It has been observed in these settings that transport is typically subdiffusive. A notable example with subdiffusive spreading in which neighboring lattice sites are not coupled linearly was investigated recently in Ref. [61], which considered strongly nonlinear lattices in which both the on-site and the intersite interactions are nonlinear. We believe that the contribution of the on-site nonlinearity is crucial for obtaining subdiffusive spread in lattices with Anderson-like disorder, as the energy-spreading exponents in Ref. [61] differ considerably from the ones that we identify in the present work. Although effects from nonlinearity and disorder can separately localize energy—and, indeed, that is their general predilection, as we can see in Figs. 7(c) and 7(q)—exactly the opposite can occur in some situations that include both of these factors [see Figs. 7(o) and 7(s)]. In particular, we find when both disorder and nonlinearity are present that it is possible for spreading to be enhanced rather than for the two features to conspire to create stronger localization.

For granular chains in the strongly nonlinear regime, neither localization in the form of intrinsic localized modes nor exact localization as traveling nearly compact waves is possible, as each of these structures is destroyed by disorder. It is also impossible to localize in an Anderson-like way, as such localization is suppressed by nonlinearity and the absence of a linear limit. Instead, the energy spreads among the particles in a peculiar but characteristic way. Strongly localized (and nearly compact) waves are still present at the edges of the energy distribution during the spreading process for very small static loads F_0 [see Fig. 7(o)]. However, for $F_0 = 0$ N, the disorder induces multiple scattering events, which in turn causes the wave amplitudes to decrease [see Fig. 7(s)].

2. Velocity-perturbation initial conditions

To analyze the dynamics for an initial velocity perturbation, we consider $\{u_n(0), \dot{u}_n(0)\}_{\text{II}} = \{0, \beta \delta_{n,n_0}\}$, and we set these perturbations to have the same energy as corresponding initial displacement perturbations $\{u_n(0), \dot{u}_n(0)\}_{\text{I}} = \{\alpha \delta_{n,n_0}, 0\}$. To express β as a function of α (or vice versa) one needs to solve $\sum_n E_n|_{\text{I}} = \sum_n E_n|_{\text{II}}$. For example, to express the velocity perturbation coefficient in terms of the displacement perturbation coefficient, we write

$$\beta = \sqrt{\frac{4A}{5m}([\Delta - \alpha]_+^{5/2} + [\Delta + \alpha]_+^{5/2} - 2\Delta^{5/2})}. \quad (37)$$

Thus, in our numerical simulations, we set $\beta \approx 8 \times 10^{-3}$ m/s, which is the value that we obtain for a homogeneous chain with $F_0 = 10$ N and $\alpha = 10^{-1}$ μm .

In Fig. 8, we show spatiotemporal energy distributions and spectral densities for both homogeneous chains and Anderson-like chains using an initially localized velocity perturbation. The main—and fundamental—difference, in addition to the asymmetrically-distributed spatiotemporal energy profile, compared to what we observed using displacement-perturbation initial conditions (see Fig. 7) comes from the spectral density. When there is strong precompression, we observe that the distribution of modes that are excited by the velocity-perturbation initial condition is denser near 0 frequency than it is elsewhere. In the disordered case, this implies that the mean contribution to the dynamics comes from extended modes rather than localized modes. This contrasts starkly with our observations using displacement perturbations, and it leads to dynamics in which the energy spreads much faster than for displacement excitations. Moreover, for velocity perturbations, the energy that diffuses in the background is comparable to the amount of energy that remains localized. For $F_0 = 0.1$ N, we observe in both homogeneous chains and Anderson-like chains that a solitary wave propagates faster than the spreading pattern [see Figs. 8(i) and 8(k)]. For weaker precompression, the solitary wave still propagates in the homogeneous chain, but its amplitude decays in an Anderson-like chain. In particular, for $F_0 \rightarrow 0$, the solitary waves are delocalized due to scattering with defects in the disordered chain, and the energy pattern that emerges is qualitatively similar to what was observed in Ref. [21] for transport of solitary waves in RDM2 chains in a high-disorder regime.

To visualize what happens to the energy from the dynamics in Anderson-like chains, we average the energy distribution at $t = 10^{-2}$ s over 100 realizations. In Fig. 9, we show this energy distribution using a logarithmic scale for both displacement excitations and velocity excitations. We examine qualitative variations in the distribution as we modify the strength of the nonlinearity. Specifically, we observe that the energy distribution grows exponentially near the edges of a chain. For $F_0 = 10$ and $F_0 = 0.1$ N, this occurs in a narrow region (fewer than 30 sites) of the chain, and energy is localized at the edge of the distribution because traveling waves persist in the presence of disorder. This phenomenon is considerably less prominent for displacement-perturbation initial conditions than for velocity-perturbation initial conditions. For $F_0 = 0$ N (i.e., the sonic-vacuum regime), we also observe exponential growth of the energy distribution near the chain edges. In this case, however, it occurs over a wider region (about 100 sites for displacement excitations and about 150 sites for velocity excitations), and the exponential growth has a considerably smaller exponent than in chains with nonzero precompression.

D. Transport arising from nonlinearity

To quantitatively characterize transport and localization processes, we conduct long-time simulations—up to $T_{\text{max}} = 0.01$ s—in chains with $N = 2501$ spheres. We use long chains to avoid boundary effects during the entire numerical integration; no waves reach the boundary of the system within the simulation time. We compute the second moment \tilde{m}_2 and the IPR P^{-1} as functions of time for the three types of

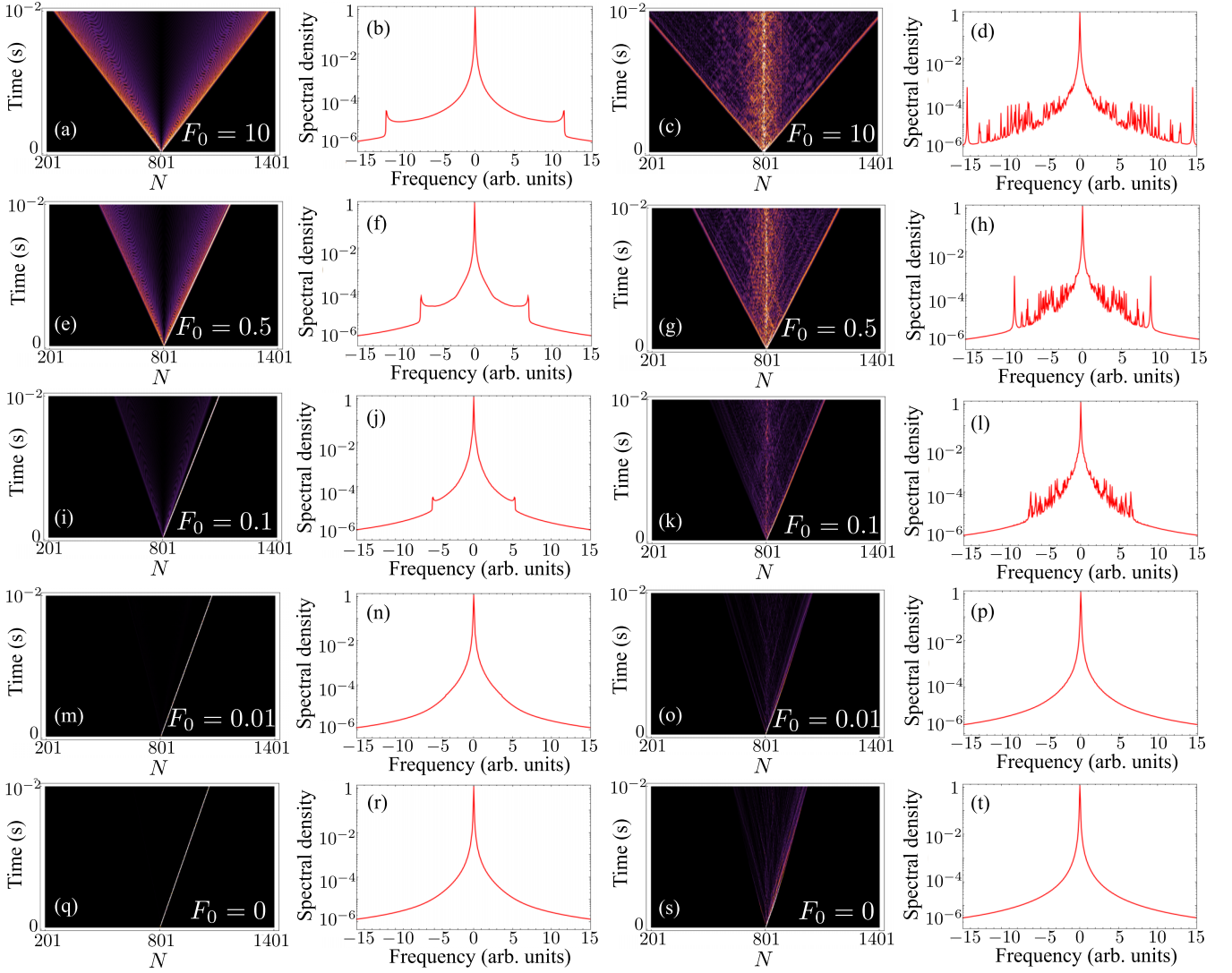


FIG. 8. (First and third columns) Absolute value of the spatiotemporal energy distribution and (second and fourth columns) spectral density for the dynamics of an initially localized velocity perturbation $\{u_n(0), \dot{u}_n(0)\}_{\text{II}} = \{0, \beta \delta_{n,801}\}$, with $\beta = 8 \times 10^{-3}$ m/s, for different amounts of precompression. The first two columns are for a homogeneous chain, and the last two columns are for an Anderson chain. Each chain has $N = 1601$ particles, though we only show the central 1201 particles in our plots of spatiotemporal energy distributions. For each example, the integration time is $T_{\text{max}} = 10^{-2}$ s, and we give the force in units of newtons. For each row, all panels are for a chain with the same specified precompression strength.

disorder, and we average our results over 500 realizations of a chain configuration in each case. To confirm our numerical results, we conduct several tests. For example, we compare our results from SABA₂C with ones using a Runge-Kutta scheme with a very small time step (between $\tau = 0.01 \mu\text{s}$ and $\tau = 0.001 \mu\text{s}$), and we obtain quantitatively the same results for the same realizations of disorder.⁴ We also test the SABA₂C scheme using smaller time steps ($\tau = 0.1 \mu\text{s}$ and $\tau = 0.01 \mu\text{s}$) and larger system sizes ($N = 5000$ and $N = 10000$ particles), and we again obtain the same results. In the current section, we compute the IPR [see Eq. (27)] using the

energy distribution instead of the displacement distribution. In other words, $h(v_n, \dot{v}_n) = E_n(t)$, so now both \tilde{m}_2 and P^{-1} are computed using the energy distribution.

In Fig. 10, we plot the second moment \tilde{m}_2 and the IPR as functions of time for the initial condition with displacement $u_n = 10^{-1} \times \delta_{n,1251} \mu\text{m}$ and all particles having speeds of 0. We also plot \tilde{m}_2 and the IPR as functions of time in Fig. 11, but now we use an initial condition with velocity $\dot{u}_n = 8 \times 10^{-1} \times \delta_{n,1251}$ m/s and all particles starting from the equilibrium position. For both cases, we also calculate the (discretized) logarithmic derivative of the second moment [see Eq. (34)] for $t \in [1, 10]$ ms as a diagnostic to test for power-law scaling. In most cases, we still observe the scaling $\tilde{m}_2 \sim t^\gamma$, where the exponent γ depends strongly on the external force F_0 and on the type of disorder, according to our criterion (35) and within our observation time.

⁴Importantly, using SABA₂C allows much longer simulation times and a significant improvement in energy conservation in comparison to using a Runge-Kutta scheme.

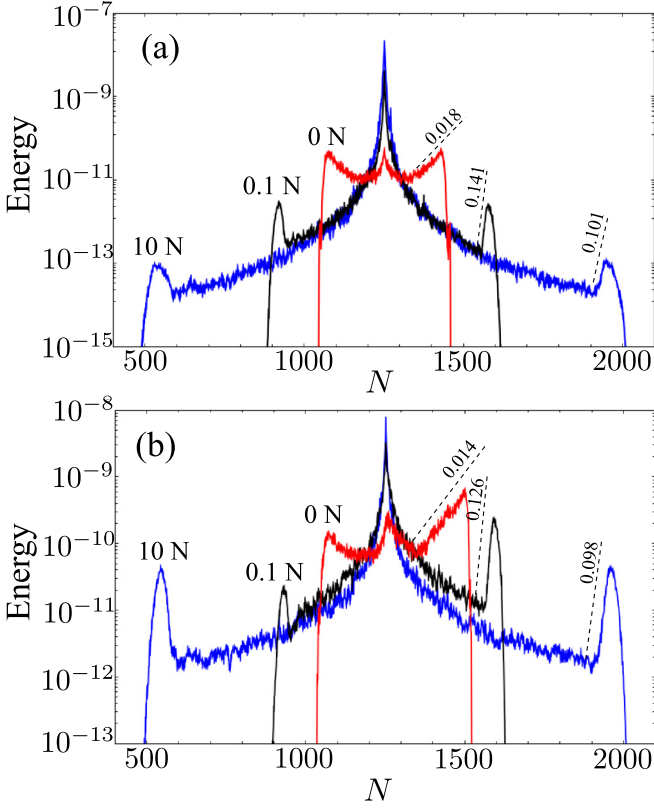


FIG. 9. Averaged energy distribution for different levels of precompression ($F_0 = 0$, $F_0 = 0.1$, and $F_0 = 10$ N) at $t = 10^{-2}$ s for Anderson-like chains. We show the energy using a logarithmic scale, and we average our results over 100 realizations of the disorder for $\xi = 0.5$, $q = 0.5$, and $N = 2501$. (a) Displacement-perturbation initial condition $\{u_n(0), \dot{u}_n(0)\}_I = \{\alpha \delta_{n,1251}, 0\}$, with $\alpha = 10^{-1} \mu\text{m}$ and (b) velocity-perturbation initial condition $\{u_n(0), \dot{u}_n(0)\}_{II} = \{0, \beta \delta_{n,1251}\}$, with $\beta \approx 8 \times 10^{-3}$ m/s from Eq. (37). Using dashed lines, we show the exponent for the exponential growth of the energy distribution at the chain edges.

However, for strong precompression and displacement-perturbation initial conditions, the second moment involves oscillations that are larger than statistical fluctuations, thereby rendering it impossible to identify a specific power-law trend for the second moment in these cases. These oscillations arise for all three types of disorder, but they are larger for Anderson-like and RMD2 chains than for RDM1 chains. Similar behavior was observed by Lepri *et al.* [80] for FPU chains with Anderson-like disorder. Their system is similar to our weakly nonlinear regime, but it is not precisely the same. In the FPU chains from Ref. [80], disorder arises only in the linear coupling terms; in our case, disorder arises in nonlinear coupling terms [see, e.g., Eq. (14)]. We estimate γ and η by creating log-log plots and fitting the numerical data between 4×10^{-3} s and 10^{-2} s with a linear function. Specifically, we use the conjugate-gradient method and we fit for different intervals of time between 4×10^{-3} s and 10^{-2} s, and then we average the slopes and calculate the standard deviation, which we estimate as the exponents and their error, respectively. We show our estimates for different values of the precompression in Tables II (for γ) and III (for η) and also graphically in the

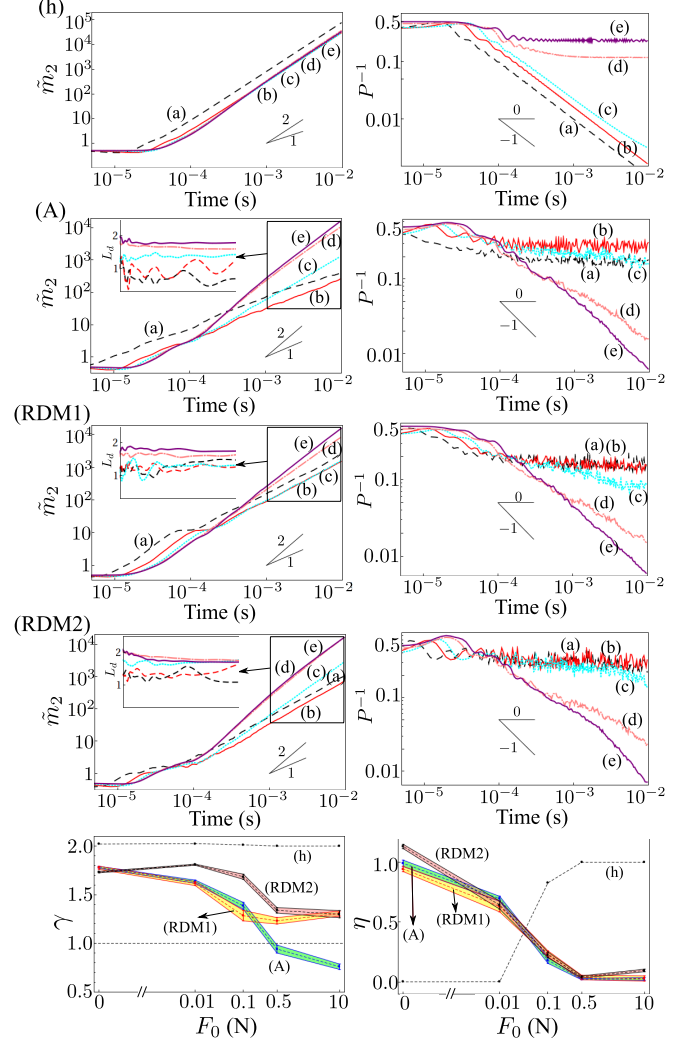


FIG. 10. In the first four rows, we show log-log plots of (left) the second moment and (right) IPR as a function of time. Each of these rows is associated with a certain type of disorder (or lack thereof): “h” for a homogeneous chain, “A” for an Anderson-like chain, RDM1, and RDM2. In each panel, the colors and labels indicate different amounts of precompression F_0 : (a, dashed black) 10 N, (b, solid red) 0.5 N, (c, dotted cyan) 0.1 N, (d, dash-dotted pink) 0.01 N, and (e, solid purple) 0 N. To guide the eye, we show slopes of 2 (ballistic transport) and 1 (diffusive transport) for the second moment \tilde{m}_2 and slopes of 0 and -1 for the IPR P^{-1} . In all cases, we use chains with $N = 2501$ spheres, and the initial condition is $\{u_n(0), \dot{u}_n(0)\}_I = \{\alpha \delta_{n,1251}, 0\}$, with $\alpha = 10^{-1} \mu\text{m}$. For the Anderson-like, RDM1, and RDM2 chains, we use the parameter values $\xi = 0.5$ and $q = 0.5$, and we average over 500 different realizations of a disordered configuration in each case. The insets in the second, third, and fourth rows show the (discretized) logarithmic derivative of the second moment for $t \in [1, 10]$ ms. In the last row, we show the exponents γ and η that we obtain for $t \in [4, 10]$ ms by fitting the data using the relations $\tilde{m}_2 \sim t^\gamma$ and $P^{-1} \sim t^{-\eta}$.

last row of Figs. 10 and 11. We also attempt to estimate a value of γ even for the cases in which the trend of the second moment is more complicated than a power law. We highlight these cases using the symbol “*” in Table II, and we stress that the reported exponents correspond to mean values of $L_d(t)$ for $t \in [4, 10]$ ms.

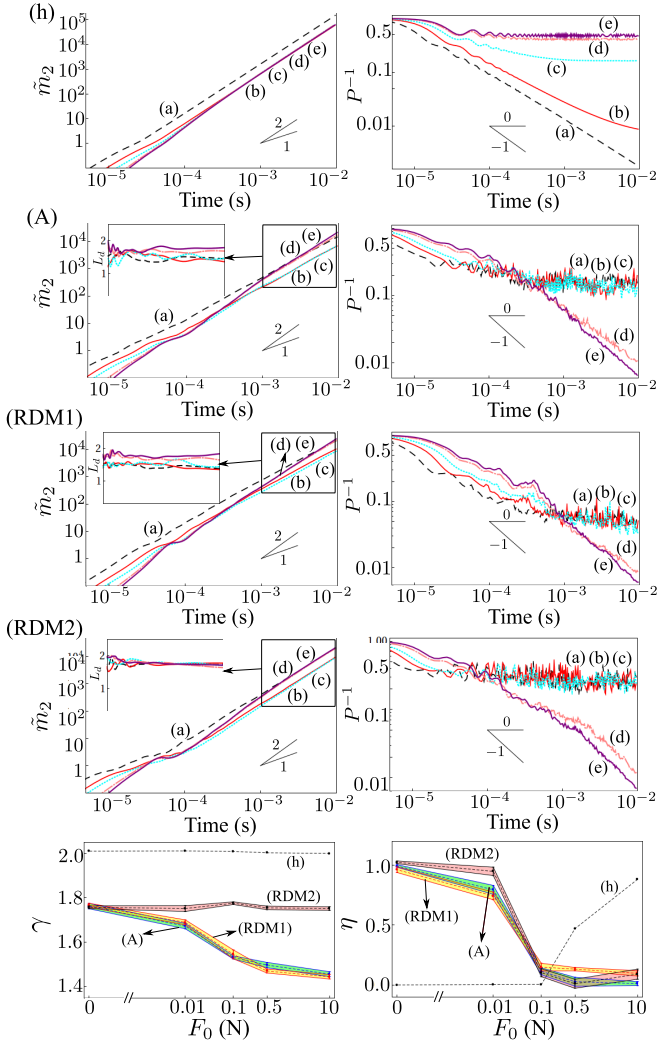


FIG. 11. In the first four rows, we show log-log plots of (left) the second moment and (right) IPR as a function of time. Each of these rows is associated with a certain type of disorder (or lack thereof): “h” for a homogeneous chain, “A” for an Anderson-like chain, RDM1, and RDM2. In each panel, the colors and labels indicate different amounts of precompression F_0 : (a, dashed black) 10 N, (b, solid red) 0.5 N, (c, dotted cyan) 0.1 N, (d, dash-dotted pink) 0.01 N, and (e, solid purple) 0 N. To guide the eye, we show slopes of 2 (ballistic transport) and 1 (diffusive transport) for the second moment \tilde{m}_2 and slopes of 0 and -1 for the IPR P^{-1} . In all cases, we use chains with $N = 2501$ spheres, and the initial condition is $\{u_n(0), \dot{u}_n(0)\}_{\text{II}} = \{0, \beta \delta_{n,1251}\}$, with $\beta \approx 8 \times 10^{-3}$ m/s from Eq. (37). For the Anderson, RDM1, and RDM2 chains, we use the parameter values $\xi = 0.5$ and $q = 0.5$, and we average over 500 different realizations of a disordered configuration in each case. The insets in the second, third, and fourth rows show the (discretized) logarithmic derivative of the second moment for $t \in [1, 10]$ ms. In the last row, we show the exponents γ and η that we obtain for $t \in [4, 10]$ ms by fitting the data using the relations $\tilde{m}_2 \sim t^\gamma$ and $P^{-1} \sim t^{-\eta}$.

We also compute the second moment and IPR for several other combinations of the parameters ξ and q , and we find the same qualitative behavior: the transport is superdiffusive, and weaker precompression yields increased transport. However, we observe that the time required for the system to reach its asymptotic behavior depends on the parameters ξ and q in a

nontrivial way, and it is faster for $q \geq 0.5$ than for $q < 0.5$ in most of the cases that we tested.

A remarkable result is that, in the sonic-vacuum regime, the transport exponents are roughly independent of both the type of disorder and the type of initial condition. We obtain $\gamma \approx 1.7$ and $\eta \approx 1$. It seems that the mechanism that underlies the superdiffusive dynamics in the sonic-vacuum regime may also be independent of the disorder and the initial condition. However, further research is necessary to truly understand the mechanisms that yield the dynamics in this regime.

We now summarize the principal results of our numerical simulations on the effect of nonlinearity on energy spreading. For all three types of disorder, the transition from strong precompression to weak precompression yields an increase in the energy dispersion, as one can see from the increase of the exponent γ . Perhaps even more importantly, we find that the spreading is typically *superdiffusive*. For RDM1 and RDM2 chains, we observe superdiffusive transport for all of the precompression strengths that we consider. By contrast, for an Anderson-like chain, we observe that the spreading rate depends on the type of initial condition. It is superdiffusive for all precompression strengths for velocity perturbations, whereas we observe superdiffusive transport only for weak precompression for displacement perturbations. For strong precompression, our criterion (35) is not satisfied. Moreover, for sufficiently strong precompression (see, e.g., Fig. 10 for an Anderson-like disorder at $F_0 = 10$ N), the spreading has slowed down to the point that $L_d(t) < 1$. In other words, the spreading has become subdiffusive.

The dynamics of disordered granular chains departs substantially from the principally subdiffusive behavior that was identified previously in KG and NLS lattices [11,12] and even in the strongly nonlinear lattices of Ref. [61]. It is likely that the considerably enhanced diffusivity that we observe arises from the FPU nature of our lattices, as FPU and FPU-like lattices are significantly more conducive to traveling waves than, e.g., the NLS or KG lattices that have constituted the bulk of the settings in previous studies of nonlinear disordered lattices. The observed asymptotic behavior of the IPR also illustrates a form of delocalization in which the energy is no longer split into solitary traveling waves as it is in homogeneous chains. The IPR scaling exponent η decreases as F_0 increases, which implies that there is an increase in the number of particles that experience large-amplitude vibrations. This is contrary to the expectation for the sonic-vacuum regime in the homogeneous limit, because the energy no longer is partitioned into strongly nonlinear, strongly localized waves. Instead, its spatial distribution is reasonably extended, *despite the absence of linear modes*. The delicate interplay of disorder and strong nonlinearity seems to be responsible for this intuitively unexpected outcome.

To provide reference values, Tables II and III also include our results for the computation of characteristic exponents for homogeneous granular chains. For linear homogeneous chains, one can derive analytically that $\gamma = 2$ and $\eta = -1$ [79]. The transport is ballistic for all values of F_0 , but the IPR saturates below certain values of F_0 . (As one can see in Figs. 10 and 11, this saturation is clear for $F_0 = 0.01$ N.) This is related to the system becoming strongly nonlinear, with no linear waves propagating, so the initial wave splits into two

TABLE II. Numerical estimates for the scaling exponent γ for a homogeneous chain (h), Anderson chains (A), RDM1 chains (RDM1), and RDM2 chains (RDM2) using the same data as in Fig. 10. Recall that we computed γ using the scaling $\tilde{m}_2 \sim t^\gamma$ as $t \rightarrow \infty$, and the asterisks (*) highlight the cases in which the behavior of \tilde{m}_2 differs markedly from that of a power law. We give the precompression strengths in the left column, and the sets of columns in the middle and right parts of the table represent, respectively, the data associated with displacement-perturbation and velocity-perturbation initial conditions.

F_0 (N)	Displacement perturbations				Velocity perturbations			
	(h)	(A)	(RDM1)	(RDM2)	(h)	(A)	(RDM1)	(RDM2)
10	2.000	0.759 \pm 0.028(*)	1.306 \pm 0.026	1.299 \pm 0.037(*)	2.000	1.457 \pm 0.011	1.445 \pm 0.010	1.752 \pm 0.008
0.5	2.000	0.941 \pm 0.041(*)	1.231 \pm 0.033	1.339 \pm 0.028(*)	2.003	1.498 \pm 0.012	1.471 \pm 0.009	1.755 \pm 0.008
0.1	2.012	1.385 \pm 0.035	1.284 \pm 0.054	1.684 \pm 0.026	2.009	1.532 \pm 0.007	1.546 \pm 0.020	1.776 \pm 0.006
0.01	2.025	1.634 \pm 0.016	1.614 \pm 0.021	1.808 \pm 0.006	2.011	1.673 \pm 0.012	1.690 \pm 0.011	1.752 \pm 0.013
0	2.020	1.781 \pm 0.011	1.776 \pm 0.017	1.731 \pm 0.007	2.010	1.763 \pm 0.012	1.767 \pm 0.009	1.758 \pm 0.006

traveling energy-carrying pulses. These pulses are spatially localized, so P^{-1} does not grow as a function of time.

VI. CONCLUSIONS AND DISCUSSION

We characterized the localization and transport properties of one-dimensional disordered granular crystals for both uncorrelated and correlated types of disorder. We found, in the linear regime, that there are different extended modes that can contribute to the transport in a disordered system. We investigated the correlation properties of three types of disorder—an Anderson model and two random dimer models—and we demonstrated that the rules that generate the spin-based dimer chain (i.e., RDM2) can contain either short-range or long-range correlations in the disorder.

We showed, by direct computation of the linearized eigenmodes of the granular chain in the presence of precompression, that localized linear modes are mostly impurity modes and that the spectrum of the linearized chain includes a mixture of extended and localized modes. The extended modes usually occur at low frequencies. Using a spectral perspective, we again found that RDM2 chains are rather special, as (in contrast to RDM1, which is the traditional “random dimer model”) they are related much more closely, with respect to structure, to a perfectly ordered diatomic chain than to a homogeneous chain.

Armed with an understanding of the linear modes, we set out to quantify the nonlinear dynamics of the three different types of disordered lattices. Although the effects of nonlinearity (in the absence of disorder) in strongly nonlinear homogeneous granular crystals are known to be rather unusual—the energy tends to split into strongly localized traveling pulses, which leads to a saturation of the

inverse participation ratio—we found very surprising and previously unexplored behavior when one introduces disorder into granular chains. When there is strong precompression (i.e., weak nonlinearity), disorder tends to localize energy due to Anderson-like effects. Surprisingly, however, localization no longer emerges for sufficiently small precompression, as a disordered chain tends to a sort of “thermalization” as the energy spreads throughout the whole chain. In this case, neither the second moment nor the inverse participation ratio saturates, and presumably traveling waves cannot survive the presence of disorder in this regime. Nevertheless, it is conceivable in such a setting that stable localized waves may exist due to disorder. Furthermore, very recently, Ref. [93] reported that solitary-wave mobility can be enhanced in certain classes of nonlinear disordered lattices either by specific realizations of a particular type of disorder or with specific initial conditions. It is not clear when the joint presence of disorder and nonlinearity destroys localization, and investigating when this occurs is an important open question. In the sonic-vacuum regime of no precompression, the exponents of the temporal asymptotic scaling of the inverse participation ratio are close to -1 , which is what occurs for displacement perturbations in a linear homogeneous chain (e.g., see $F_0 = 10$ N in Table III). In other words, the energy is delocalized. However, the transport remains superdiffusive rather than ballistic. In fact, we found that each of our three disordered chain models is *typically* superdiffusive, in stark contrast to what is known about disorder in other lattice models [11], in which a self-trapping mechanism always dominates as the strength of the nonlinearity increases (independently of the disorder).

By computing a (discretized) logarithmic derivative L_d of the second moment, we find for strongly precompressed (i.e.,

TABLE III. Numerical estimates for the scaling exponent η for a homogeneous chain (h), Anderson chains (A), RDM1 chains (RDM1), and RDM2 chains (RDM2) using the same data as in Fig. 10. Recall that we computed η using the scaling $P^{-1} \sim t^{-\eta}$ as $t \rightarrow \infty$. We give the precompression strengths in the left column, and the sets of columns in the middle and right parts of the table represent, respectively, the data associated with displacement-perturbation and velocity-perturbation initial conditions.

F_0 (N)	Displacement perturbations				Velocity perturbations			
	(h)	(A)	(RDM1)	(RDM2)	(h)	(A)	(RDM1)	(RDM2)
10	1.000	0.025 \pm 0.012	0.029 \pm 0.022	0.096 \pm 0.011	0.882	0.011 \pm 0.017	0.097 \pm 0.022	0.090 \pm 0.042
0.5	1.000	0.023 \pm 0.006	0.037 \pm 0.019	0.042 \pm 0.009	0.470	0.027 \pm 0.037	0.132 \pm 0.014	0.010 \pm 0.038
0.1	0.828	0.181 \pm 0.026	0.235 \pm 0.025	0.226 \pm 0.024	0.004	0.114 \pm 0.029	0.149 \pm 0.032	0.102 \pm 0.033
0.01	0.002	0.695 \pm 0.021	0.631 \pm 0.046	0.642 \pm 0.034	0.003	0.795 \pm 0.037	0.744 \pm 0.032	0.949 \pm 0.035
0	0.001	0.991 \pm 0.027	0.944 \pm 0.022	1.132 \pm 0.018	0.000	0.994 \pm 0.011	0.963 \pm 0.024	1.025 \pm 0.011

weakly nonlinear) chains with initially localized displacement excitations that the spreading does not show a clear power-law trend. The second moment behaves in a complicated way and exhibits oscillations that are larger than statistical fluctuations (analogous to what was observed in Ref. [80]). For Anderson-like disorder and $F_0 = 10$ N, we observed that $L_d(t) < 1$ during the time interval that we consider. This behavior is clearer in Anderson-like and RDM2 chains than in RDM1 chains. By contrast, for initially localized velocity excitations, we found that L_d satisfies (35), and we thus observed a standard power-law growth for the second moment: $\bar{m}_2(t) \sim t^\gamma$, with $\gamma > 1$ (i.e., superdiffusive spreading) for all types of disorder. However, for weakly precompressed (i.e., strongly nonlinear) chains, the dynamics is superdiffusive for all types of disorder and both types of initial conditions. Surprisingly, in the sonic-vacuum regime, the exponents are very similar (roughly $\gamma \approx 1.7$ and $\eta \approx 1$), and they seem to be independent of both the type of disorder and whether we use a displacement or velocity excitation as an initial condition. Moreover, granular lattices—which are intersite interaction lattices of FPU type—appear to be far more conducive to energy transport than the previously explored KG and NLS lattices. Presumably, this feature arises from the ability of the granular lattices to transport energy in the strongly nonlinear regime in the form of robust traveling waves.

Our work opens a panorama of both theoretical and experimental possibilities. From a theoretical perspective, future challenges involve deriving the mechanisms that relate the type of correlation in chain disorder to the spectral and transport properties of the system, incorporating dissipation (and possibly also restitution) effects into disordered granular crystals, studying higher-dimensional granular crystals, examining other types of initial excitations, and more. For example, we tried initializing granular chains at a particular localized mode of their underlying linear system, and we observed that the spreading can be considerably slower than what we observed for the initial conditions that we discussed in the present article. Further investigation is necessary to

quantitatively characterize the dynamics. We note, however, that the absence of the experimental capability to initialize a granular chain with a specific initial distribution in present settings renders such a study more theoretically motivated than practically motivated at the moment.

Indirect experimental measurements of the dynamical properties of granular crystals are possible using approaches such as the ones in Ref. [94]. Additionally, recently-developed techniques, such as laser Doppler vibrometry, now make it possible to measure the spatiotemporal properties of an entire granular chain (see, e.g., Ref. [74]). Using this experimental technique, one can track the force at *each* particle as a function of time, and one can consequently directly measure quantities such as \bar{m}_2 or P^{-1} as a function of time. Naturally, it is rather tedious to conduct experiments with very long chains and using many realizations of a given type of disorder. Nevertheless, neither of these is presently out of reach, as experiments with as many as 188 particles have been reported [67], and multiple realizations to obtain ensemble averages have also been performed previously (e.g., in Ref. [21]). Extending the considerations of the present paper and enabling experimental estimations of the exponents presented herein would be extremely exciting for corroborating the superdiffusive transport dynamics that we have observed commonly in disordered, strongly nonlinear lattices.

ACKNOWLEDGMENTS

We thank C. Chong, S. Flach, A. Goriely, I. Hewitt, A. Pikovsky, Ch. Skokos, G. Theocharis, J. Yang, and two anonymous referees for helpful comments. A.J.M. acknowledges support from Comisión Nacional de Investigación Científica y Tecnológica (Fellowship BCH72130485/2013). P.G.K. gratefully acknowledges the support of NSF-CMMI-1000337, as well as from the US-AFOSR under Grant No. AFOSR FA9550-12-1-0332 and the ERC under FP7, Marie Curie Actions, People, International Research Staff Exchange Scheme (IRSES-605096). P.G.K.'s work at Los Alamos is supported in part by the US Department of Energy.

-
- [1] T. Schwartz, G. Bartal, S. Fishman, and M. Segev, Transport and Anderson localization in disordered two-dimensional photonic lattices, *Nature* **446**, 52 (2007).
 - [2] J. Billy, V. Josse, Z. Zuo, A. Bernard, B. Hambrecht, P. Lugan, D. Clément, L. Sanchez-Palencia, P. Bouyer, and A. Aspect, Direct observation of Anderson localization of matter waves in a controlled disorder, *Nature* **453**, 891 (2008).
 - [3] G. Roati, C. D'Errico, L. Fallani, M. Fattori, C. Fort, M. Zaccanti, G. Modugno, M. Modugno, and M. Inguscio, Anderson localization of non-interacting Bose–Einstein condensate, *Nature* **453**, 895 (2008).
 - [4] V. Gurarle, G. Rafael, and J. T. Chalker, Excitations of One-Dimensional Bose–Einstein Condensates in a Random Potential, *Phys. Rev. Lett.* **101**, 170407 (2008).
 - [5] C. Conti and A. Fratocchi, Dynamic light diffusion, three-dimensional Anderson localization and lasing in inverted opals, *Nat. Phys.* **4**, 794 (2008).
 - [6] N. K. Efremidis and K. Hizanidis, Disordered Lattice Solitons, *Phys. Rev. Lett.* **101**, 143903 (2008).
 - [7] H. Hu, A. Strybulevych, J. H. Page, S. E. Skipetrov, and B. A. van Tiggelen, Localization of ultrasound in a three-dimensional elastic network, *Nat. Phys.* **4**, 945 (2008).
 - [8] B. Grémaud and T. Wellens, Speckle Instability: Coherent Effects in Nonlinear Disordered Media, *Phys. Rev. Lett.* **104**, 133901 (2010).
 - [9] P. W. Anderson, Absence of diffusion in certain random lattices, *Phys. Rev.* **109**, 1492 (1958).
 - [10] B. Kramer and A. MacKinnon, Localization: Theory and experiment, *Rep. Prog. Phys.* **56**, 1469 (1993).
 - [11] S. Flach, Nonlinear lattice waves in random potentials, in *Nonlinear Optical and Atomic Systems*, Lecture Notes in Mathematics Vol. 2146, edited by C. Besse and J. C. Garreau (Springer, Switzerland, 2015), pp.1–48.
 - [12] T. V. Laptjeva, M. V. Ivanchenko, and S. Flach, Nonlinear lattice waves in heterogeneous media, *J. Phys. A* **47**, 493001 (2014).
 - [13] M. Giordano, T. G. Kovács, and F. Pittler, Anderson localization in QCD-like theories, *Int. J. Mod. Phys. A* **29**, 1445005 (2014).

- [14] V. F. Nesterenko, *Dynamics of Heterogeneous Materials* (Springer-Verlag, New York, 2001).
- [15] S. Sen, J. Hong, J. Bang, E. Avalos, and R. Doney, Solitary waves in the granular chain, *Phys. Rep.* **462**, 21 (2008).
- [16] P. G. Kevrekidis, Non-linear waves in lattices: Past, present, future, *IMA J. Appl. Math.* **76**, 389 (2011).
- [17] M. A. Porter, P. G. Kevrekidis, and C. Daraio, Granular crystals: Nonlinear dynamics meets materials engineering, *Phys. Today* **68**(11), 44 (2015).
- [18] V. N. Kuzovkov, The Anderson localization problem, the Fermi–Pasta–Ulam paradox and the generalized diffusion approach, *Phys. Scr.* **84**, 065002 (2011).
- [19] Ch. Skokos, D. O. Krimer, S. Komineas, and S. Flach, Delocalization of wave packets in disordered nonlinear chains, *Phys. Rev. E* **79**, 056211 (2009); Erratum: Delocalization of wave packets in disordered nonlinear chains, *ibid.* **89**, 029907 (2014).
- [20] M. Mulansky, K. Ahnert, A. Pikovsky, and D. L. Shepelyansky, Dynamical thermalization of disordered nonlinear lattices, *Phys. Rev. E* **80**, 056212 (2009).
- [21] L. Ponsón, N. Boechler, Y. M. Lai, M. A. Porter, P. G. Kevrekidis, and C. Daraio, Nonlinear waves in disordered diatomic granular chains, *Phys. Rev. E* **82**, 021301 (2010).
- [22] M. Manjunath, A. P. Awasthi, and P. H. Geubelle, Wave propagation in random granular chains, *Phys. Rev. E* **85**, 031308 (2012).
- [23] B. P. Lawney and S. Luding, Frequency filtering in disordered granular chains, *Acta. Mech.* **225**, 2385 (2014).
- [24] V. Achilleos, G. Theocharis, and Ch. Skokos, Energy transport in one-dimensional disordered granular solids, *Phys. Rev. E* **93**, 022903 (2016).
- [25] B. Yousefzadeha and A. Srikantha Phania, Supratransmission in a disordered nonlinear periodic structure, [arXiv:1510.00058v1](https://arxiv.org/abs/1510.00058v1).
- [26] R. Bourbonnais and R. Maynard, Energy Transport in One- and Two-Dimensional Anharmonic Lattices with Isotopic Disorder, *Phys. Rev. Lett.* **64**, 1397 (1990).
- [27] G. S. Zavt, M. Wagner, and A. Lütze, Anderson localization and solitonic energy transport in one-dimensional oscillatory systems, *Phys. Rev. E* **47**, 4108 (1993).
- [28] C. Daraio, V. F. Nesterenko, E. B. Herbold, and S. Jin, Tunability of solitary wave properties in one-dimensional strongly nonlinear photonic crystals, *Phys. Rev. E* **73**, 026610 (2006).
- [29] C. Coste, E. Falcon, and S. Fauve, Solitary waves in a chain of beads under Hertz contact, *Phys. Rev. E* **56**, 6104 (1997).
- [30] S. Sen, M. Manciu, and J. D. Wright, Solitonlike pulses in perturbed and driven Hertzian chains and their possible applications in detecting buried impurities, *Phys. Rev. E* **57**, 2386 (1998).
- [31] E. Hascoet and H. J. Herrmann, Shocks in non-loaded bead chains with impurities, *Eur. Phys. J. B* **14**, 183 (2000).
- [32] J. Hong and A. Xu, Nondestructive identification of impurities in granular medium, *Appl. Phys. Lett.* **81**, 4868 (2002).
- [33] G. Theocharis, M. Kavousanakis, P. G. Kevrekidis, C. Daraio, M. A. Porter, and I. G. Kevrekidis, Localized breathing modes in granular crystals with defects, *Phys. Rev. E* **80**, 066601 (2009).
- [34] S. Job, F. Santibanez, F. Tapia, and F. Melo, Wave localization in strongly nonlinear Hertzian chains with mass defect, *Phys. Rev. E* **80**, 025602(R) (2009).
- [35] V. F. Nesterenko, C. Daraio, E. B. Herbold, and S. Jin, Anomalous Wave Reflection at the Interface of Two Strongly Nonlinear Granular Media, *Phys. Rev. Lett.* **95**, 158702 (2005).
- [36] C. Daraio, V. F. Nesterenko, E. B. Herbold, and S. Jin, Energy Trapping and Shock Disintegration in a Composite Granular Medium, *Phys. Rev. Lett.* **96**, 058002 (2006).
- [37] R. Doney and S. Sen, Decorated, Tapered, and Highly Nonlinear Granular Chain, *Phys. Rev. Lett.* **97**, 155502 (2006).
- [38] U. Harbola, A. Rosas, A. H. Romero, M. Esposito, and K. Lindenberg, Pulse propagation in decorated granular chains: An analytical approach, *Phys. Rev. E* **80**, 051302 (2009).
- [39] M. A. Porter, C. Daraio, I. Szelenowicz, E. B. Herbold, and P. G. Kevrekidis, Highly nonlinear solitary waves in heterogeneous periodic granular media, *Physica D* **238**, 666 (2009).
- [40] E. B. Herbold, J. Kim, V. F. Nesterenko, S. Y. Wang, and C. Daraio, Pulse propagation in a linear and nonlinear diatomic periodic chain: Effects of acoustic frequency band-gap, *Acta Mech.* **205**, 85 (2009).
- [41] A. Molinari and C. Daraio, Stationary shocks in periodic highly nonlinear granular chains, *Phys. Rev. E* **80**, 056602 (2009).
- [42] K. R. Jayaprakash, Y. Starosvetsky, and A. F. Vakakis, New family of solitary waves in granular dimer chains with no precompression, *Phys. Rev. E* **83**, 036606 (2011).
- [43] K. R. Jayaprakash, A. F. Vakakis, and Y. Starosvetsky, Solitary waves in a general class of granular dimer chains, *J. Appl. Phys.* **112**, 034908 (2012).
- [44] K. R. Jayaprakash, Y. Starosvetsky, A. F. Vakakis, and O. V. Gendelman, Nonlinear resonances leading to strong pulse attenuation in granular dimer chains, *J. Nonlin. Sci.* **23**, 363 (2013).
- [45] A. Sokolow and S. Sen, Exact solution to the problem of nonlinear pulse propagation through random layered media and its connection with number triangles, *Ann. Phys.* **322**, 2104 (2007).
- [46] A.-L. Chen and Y.-S. Wang, Study on band gaps of elastic waves propagating in one-dimensional disordered phononic crystals, *Physica B* **392**, 369 (2007).
- [47] F. Fraternali, M. A. Porter, and C. Daraio, Optimal design of composite granular protectors, *Mech. Adv. Mat. Struct.* **17**, 1 (2010).
- [48] J. Hong, Universal Power-Law Decay of the Impulse Energy in Granular Protectors, *Phys. Rev. Lett.* **94**, 108001 (2005).
- [49] A. Spadoni and C. Daraio, Generation and control of sound bullets with a nonlinear acoustic lens, *Proc. Natl. Acad. Sci. USA* **107**, 7230 (2010).
- [50] D. Khatri, C. Daraio, and P. Rizzo, “Highly nonlinear waves’ sensor technology for highway infrastructures,” in Nondestructive Characterization for Composite Materials, Aerospace Engineering, Civil Infrastructure, and Homeland Security 2008, *Proc. SPIE* **6934**, 69340U (2008).
- [51] C. Daraio, V. F. Nesterenko, and S. Jin, Strongly nonlinear waves in a chain of Teflon beads, *Phys. Rev. E* **72**, 016603 (2005).
- [52] F. Li, P. Anzel, J. Yang, P. G. Kevrekidis, and C. Daraio, Granular acoustic switches and logic elements, *Nat. Commun.* **5**, 5311 (2014).
- [53] I. Szelenowicz, M. A. Hasan, Y. Starosvetsky, A. Vakakis, and C. Daraio, Energy equipartition in two-dimensional granular systems with spherical intruders, *Phys. Rev. E* **87**, 032204 (2013).

- [54] Y. Zhang, M. A. Hasan, Y. Starosvetsky, D. M. McFarland, and A. F. Vakakis, Nonlinear mixed solitary–shear waves and pulse equi-partition in a granular network, *Physica D* **291**, 45 (2015).
- [55] E. Fermi, J. Pasta, and S. Ulam, Studies of nonlinear problems. I, Los Alamos National Laboratory, Los Alamos, New Mexico, Tech. Rep. LA-1940 (1955). Available at <http://www.osti.gov/accomplishments/documents/fullText/ACC0041.pdf>.
- [56] A. S. Pikovsky and D. L. Shepelyansky, Destruction of Anderson Localization by a Weak Nonlinearity, *Phys. Rev. Lett.* **100**, 094101 (2008).
- [57] S. Tietsche and A. Pikovsky, Chaotic destruction of Anderson localization in a nonlinear lattice, *Europhys. Lett.* **84**, 10006 (2008).
- [58] M. Johansson, G. Kopidakis, and S. Aubry, KAM tori in 1D random discrete nonlinear Schrödinger model?, *Europhys. Lett.* **91**, 50001 (2010).
- [59] T. V. Lapyteva, J. D. Bodyfelt, D. O. Krimer, Ch. Skokos, and S. Flach, The crossover from strong to weak chaos for nonlinear waves in disordered systems, *Europhys. Lett.* **91**, 30001 (2010).
- [60] I. García-Mata and D. L. Shepelyansky, Delocalization induced by nonlinearity in systems with disorder, *Phys. Rev. E* **79**, 026205 (2009).
- [61] M. Mulansky and A. Pikovsky, Energy spreading in strongly nonlinear disordered lattices, *New J. Phys.* **15**, 053015 (2013).
- [62] U. Naether, C. Mejía-Cortés, and R. Vicencio, Pseudo-two-dimensional random dimer lattices, *Phys. Lett. A* **379**, 988 (2015).
- [63] K. L. Johnson, *Contact Mechanics* (Cambridge University Press, New York, 1987).
- [64] D. Ngo, D. Khatri, and C. Daraio, Highly nonlinear solitary waves in chains of ellipsoidal particles, *Phys. Rev. E* **84**, 026610 (2011).
- [65] D. Khatri, D. Ngo, and C. Daraio, Highly nonlinear solitary waves in chains of cylindrical particles, *Granular Matt.* **14**, 63 (2012).
- [66] A. Rosas, A. H. Romero, V. F. Nesterenko, and K. Lindenberg, Observation of Two-Wave Structure in Strongly Nonlinear Dissipative Granular Chains, *Phys. Rev. Lett.* **98**, 164301 (2007).
- [67] R. Carretero-González, D. Khatri, M. A. Porter, P. G. Kevrekidis, and C. Daraio, Dissipative Solitary Waves in Granular Crystals, *Phys. Rev. Lett.* **102**, 024102 (2009).
- [68] L. Vergara, Model for Dissipative Highly Nonlinear Waves in Dry Granular Systems, *Phys. Rev. Lett.* **104**, 118001 (2010).
- [69] S. Flach and A. Gorbach, Discrete breathers: Advances in theory and applications, *Phys. Rep.* **467**, 1 (2008).
- [70] A. Chatterjee, Asymptotic solution for solitary waves in a chain of elastic spheres, *Phys. Rev. E* **59**, 5912 (1999).
- [71] A. Pikovsky and P. Rosenau, Phase compactons, *Physica D* **218**, 56 (2006).
- [72] J. M. English and R. L. Pego, On the solitary wave pulse in a chain of beads, *Proc. Amer. Math. Soc.* **133**, 1763 (2005).
- [73] C. Chong, P. G. Kevrekidis, G. Theocharis, and C. Daraio, Dark breathers in granular crystals, *Phys. Rev. E* **87**, 042202 (2013).
- [74] C. Chong, F. Li, J. Yang, M. O. Williams, I. G. Kevrekidis, P. G. Kevrekidis, and C. Daraio, Damped-driven granular chains: An ideal playground for dark breathers and multibreathers, *Phys. Rev. E* **89**, 032924 (2014).
- [75] D. K. Campbell, S. Flach, and Yu. S. Kivshar, Localizing energy through nonlinearity and discreteness, *Phys. Today* **57**(1), 43 (2004).
- [76] D. H. Dunlap, H.-L. Wu, and P. W. Phillips, Absence of Localization in a Random-Dimer Model, *Phys. Rev. Lett.* **65**, 88 (1990).
- [77] F. M. Izrailev, A. A. Krokhin, and N. M. Makarov, Anomalous localization in low-dimensional systems with correlated disorder, *Phys. Rep.* **512**, 125 (2012).
- [78] S. N. Evangelou and A. Z. Wang, Localization in paired correlated random binary alloys, *Phys. Rev. B* **47**, 13126 (1993).
- [79] P. K. Datta and K. Kundu, Energy transport in one-dimensional harmonic chains, *Phys. Rev. B* **51**, 6287 (1995).
- [80] S. Lepri, R. Schilling, and S. Aubry, Asymptotic energy profile of a wave packet in disordered chains, *Phys. Rev. E* **82**, 056602 (2010).
- [81] J. Laskar and P. Robutel, High order symplectic integrators for perturbed Hamiltonian systems, *Celest. Mech. Dyn. Astron.* **80**, 39 (2001).
- [82] S. Lepri, R. Livi, and A. Politi, Thermal conduction in classical low-dimensional lattices, *Phys. Rep.* **377**, 1 (2003).
- [83] M. Heinrich, R. Keil, Y. Lahini, U. Naether, F. Dreisow, A. Tünnermann, S. Nolte, and A. Szameit, Disorder-enhanced nonlinear delocalization in segmented waveguide arrays, *New J. Phys.* **14**, 073026 (2012).
- [84] U. Naether, S. Rojas-Rojas, A. J. Martínez, S. Stützer, A. Tünnermann, S. Nolte, M. I. Molina, R. A. Vicencio, and A. Szameit, Enhanced distribution of a wave-packet in lattices with disorder and nonlinearity, *Opt. Express* **21**, 927 (2013).
- [85] E. J. Hinch and S. Saint-Jean, The fragmentation of a line of balls by an impact, *Proc. R. Soc. London A* **455**, 3201 (1999).
- [86] K. Ø. Rasmussen, D. Cai, A. R. Bishop, and N. Grønbech-Jensen, Localization in a nonlinear disordered system, *Europhys. Lett.* **47**, 421 (1999).
- [87] S. S. Zakeri, S. Lepri, and D. S. Wiersma, Localization in one-dimensional chains with Lévy-type disorder, *Phys. Rev. E* **91**, 032112 (2015).
- [88] A. C. Cassidy, D. Mason, V. Dunjko, and M. Olshanii, Threshold for Chaos and Thermalization in the One-Dimensional Mean-Field Bose–Hubbard Model, *Phys. Rev. Lett.* **102**, 025302 (2009).
- [89] G. Kopidakis, S. Komineas, S. Flach, and S. Aubry, Absence of Wave Packet Diffusion in Disordered Nonlinear Systems, *Phys. Rev. Lett.* **100**, 084103 (2008).
- [90] S. Lepri, R. Livi, and A. Politi, Heat Conduction in Chains of Nonlinear Oscillators, *Phys. Rev. Lett.* **78**, 1896 (1997).
- [91] L. D. Landau and E. M. Lifshitz, *Statistical Physics* (Butterworth-Heinemann, Oxford, 1980).
- [92] U. Naether, A. J. Martínez, D. Guzmán-Silva, M. I. Molina, and R. A. Vicencio, Self-trapping transition in nonlinear cubic lattices, *Phys. Rev. E* **87**, 062914 (2013).
- [93] Z.-Y. Sun, S. Fishman, and A. Soffer, Soliton mobility in disordered lattices, *Phys. Rev. E* **92**, 040903(R) (2015).
- [94] N. Boechler, G. Theocharis, S. Job, P. G. Kevrekidis, M. A. Porter, and C. Daraio, Discrete Breathers in One-Dimensional Diatomic Granular Crystals, *Phys. Rev. Lett.* **104**, 244302 (2010).