

Ergodicity and spectral cascades in point vortex flows on the sphere

David G. Dritschel,¹ Marcello Lucia,² and Andrew C. Poje²¹*Mathematical Institute, University of St Andrews, St Andrews KY16 9SS, United Kingdom*²*Graduate Faculty in Physics & Department of Mathematics, City University of New York–CSI, Staten Island, New York 10314, USA*

(Received 9 July 2014; revised manuscript received 4 May 2015; published 29 June 2015)

We present results for the equilibrium statistics and dynamic evolution of moderately large [$n = O(10^2 - 10^3)$] numbers of interacting point vortices on the sphere under the constraint of zero mean angular momentum. For systems with equal numbers of positive and negative identical circulations, the density of rescaled energies, $p(E)$, converges rapidly with n to a function with a single maximum with maximum entropy. Ensemble-averaged wave-number spectra of the nonsingular velocity field induced by the vortices exhibit the expected k^{-1} behavior at small scales for all energies. Spectra at the largest scales vary continuously with the inverse temperature of the system. For positive temperatures, spectra peak at finite intermediate wave numbers; for negative temperatures, spectra decrease everywhere. Comparisons of time and ensemble averages, over a large range of energies, strongly support ergodicity in the dynamics even for highly atypical initial vortex configurations. Crucially, rapid relaxation of spectra toward the microcanonical average implies that the direction of any spectral cascade process depends only on the relative difference between the initial spectrum and the ensemble mean spectrum at that energy, not on the energy, or temperature, of the system.

DOI: [10.1103/PhysRevE.91.063014](https://doi.org/10.1103/PhysRevE.91.063014)

PACS number(s): 47.52.+j, 05.45.-a, 47.54.-r, 83.50.Xa

I. INTRODUCTION

The point vortex model, originally developed by Kirchhoff [1] as a limiting form of Euler's equations in two dimensions, continues to provide a conceptual and computational tool for understanding inviscid, nonlinear vortex dynamics in both traditional and superfluid turbulence [2–4]. The multibody Hamiltonian describing the dynamics of idealized point vortices serves as a paradigm for developing kinetic theories in systems dominated by long-range interactions [5,6].

The statistical mechanics of point vortex systems was first addressed in the seminal work of Onsager [7], who observed that in a finite domain, the Hamiltonian structure of a system of sufficiently large numbers of positive and negative vortices implies the existence of “negative temperature” equilibrium states that naturally exhibit clustering of like-signed vortices [8]. Onsager's statistical approach has inspired a wealth of subsequent work on vortex-based, mean-field turbulence closures [9], and the existence of negative temperature states has been interpreted (see, e.g., [3,4,10,11]) as an energy-conserving analog of self-organization via “vortex merger” commonly observed in two-dimensional turbulence [12,13]. To date, however, direct connections between Onsager's equilibrium prediction for the inviscid point vortex system and the up-scaling, inverse-energy cascade in two-dimensional Navier-Stokes turbulence have proved elusive.

Underpinning the equilibrium statistical mechanics approach are the assumptions that the system is both energy-isolated (inviscid) and ergodic, i.e., that as $t \rightarrow \infty$, the system samples all possible configurations on a fixed energy surface. While the inviscid assumption is clearly violated by Navier-Stokes vortices, two-dimensional turbulence cascades energy to the largest scales where viscous effects are less pronounced. In addition, as long as the relaxation to equilibrium of the inviscid system takes place on time scales much shorter than those imposed by viscosity, the equilibrium statistics of the inviscid model should approximate those of the full system

on these time scales [14]. Ergodicity of point vortex systems remains an open issue. The assumption was questioned by Onsager [7], and it has been questioned repeatedly since then [15,16].

In the present work, we directly examine both ergodicity and the connection between equilibrium statistical properties and dynamic kinetic energy cascades for two-dimensional point vortex systems on the unit sphere [17]. The sphere has the distinct advantage of providing a bounded domain without the complications of imposing explicit boundary conditions via image particles (infinitely many for doubly periodic domains). Despite its apparent attraction, there has been relatively little work addressing the statistical mechanics of point vortices on the sphere. Recently, for spherical systems with skewed distributions of vortex strengths, Kiessling and Wang [18] proved convergence to continuous solutions of Euler's equations. The scaling limits considered, however, assume the existence of large-scale mean flows and thus have singular structure in the zero mean, zero angular momentum limit.

In closer analogy with turbulence studies, we study fluctuations in zero angular momentum states of binary populations of vortices with zero mean circulation (see, for example, [10,11,15]). We find that the kinetic energy spectrum of flows induced by such systems scales as k^{-1} , for sufficiently large degree (or wave number) k , independent of the system energy. As Onsager conjectured, increasing the energy of the system necessarily increases the kinetic energy content at the largest allowable scales. However, comparisons of microcanonical and time-averaged two-point statistics show clear evidence of ergodicity in the vortex dynamics, implying that the direction of any dynamic spectral evolution depends solely on the shape of the initial spectrum relative to the ensemble mean. Therefore, for the spherical system, there is no *a priori* association between negative temperature states and the inverse energy cascade.

II. EQUILIBRIUM STATISTICS

Point vortices on a unit sphere evolve according to Hamilton's equations, with conserved Hamiltonian

$$H = - \sum_{i=1}^n \sum_{j \neq i}^n \kappa_i \kappa_j \ln[(1 - \mathbf{r}_i \cdot \mathbf{r}_j)/2]. \quad (1)$$

Here κ_i is the "strength" (circulation/ 4π) of vortex i , and \mathbf{r}_i is its position ($|\mathbf{r}_i| = 1$). The evolution equations are

$$\frac{d\mathbf{r}_i}{dt} = 2 \sum_{j \neq i}^n \kappa_j \frac{\mathbf{r}_j \times \mathbf{r}_i}{1 - \mathbf{r}_i \cdot \mathbf{r}_j}. \quad (2)$$

In addition to H , the vector angular impulse, $\mathbf{I} = \sum_{i=1}^n \kappa_i \mathbf{r}_i$, is also conserved, although only the angular momentum, $|\mathbf{I}|$, affects the statistical properties.

We consider systems with $\kappa_i = \pm 1$, and zero net circulation. The pairwise interaction energies are

$$q_{ij} = \pm \ln[(1 - \mathbf{r}_i \cdot \mathbf{r}_j)/2]. \quad (3)$$

For randomly placed vortices, the argument of the logarithm is uniformly distributed over $(0, 1)$. Thus, q_{ij} is exponentially distributed over $(0, \infty)$, where $\langle q_{ij} \rangle = 1$, and over $(-\infty, 0)$, where $\langle q_{ij} \rangle = -1$. In particular,

$$\langle H \rangle = \sum_{i=1}^n \sum_{j \neq i}^n \langle q_{ij} \rangle = 2 \left[\frac{n}{2} \left(\frac{n}{2} - 1 \right) - \left(\frac{n}{2} \right)^2 \right] = -n.$$

For any distribution of vortex strengths with identical numbers of opposite-signed circulations, similar cancellations occur and $\langle H \rangle = O(n)$ [10,11,19] rather than $\langle H \rangle = O(n^2)$ [18]. Given exponential q statistics, the standard deviation of H is also $O(n)$. In this case, the joint density of states, $W_H(\tilde{E}, \tilde{J})$, which is equal to

$$\int_{S^{2n}} \delta(\tilde{E} - H(\mathbf{r}_1, \dots, \mathbf{r}_n)) \delta(\tilde{J} - |\mathbf{I}(\mathbf{r}_1, \dots, \mathbf{r}_n)|) d\mathbf{r}_1 \dots d\mathbf{r}_n,$$

has a limiting function $p(E, J) = \lim_{n \rightarrow \infty} n W_{H/n}(\tilde{E}, \tilde{J})$ for the specific energy $E = \tilde{E}/n$ and rescaled angular momentum $J = \tilde{J}/\sqrt{n}$.

The rescaled density has been computed numerically by sampling 10^9 uniformly distributed placements of $n = 200$ vortices. In this case, $\langle E \rangle = -1.0000$, as expected, with $\langle J \rangle = 0.9215$. The observed distribution is asymmetric with a single maximum at $(E, J) = (-1.684, 0.824)$, significantly different from the mean.

Direct extraction of $p(E) := p(E, J = 0)$ from the joint density is computationally expensive; estimates can be obtained more efficiently by adjusting random states toward $J = 0$. From a single realization of n randomly generated vortex positions, we compute \mathbf{I} and then displace each vortex by $-\kappa_i \mathbf{I}/n$. This sets $J = 0$, but the vortices no longer reside on the spherical surface. Rescaling each \mathbf{r}_i by $|\mathbf{r}_i|$ produces a new \mathbf{I} , and the process is iterated until convergence. For $n = 200$, $p(E)$ computed this way was found to be identical within sampling errors to $p(E, J < 0.2)$ estimated from the joint density.

For fixed n , $p(E)$ was estimated by binning 10^7 samples of n uniformly distributed vortex positions iterated to $J < 10^{-14}$. The resulting density and inverse temperature,

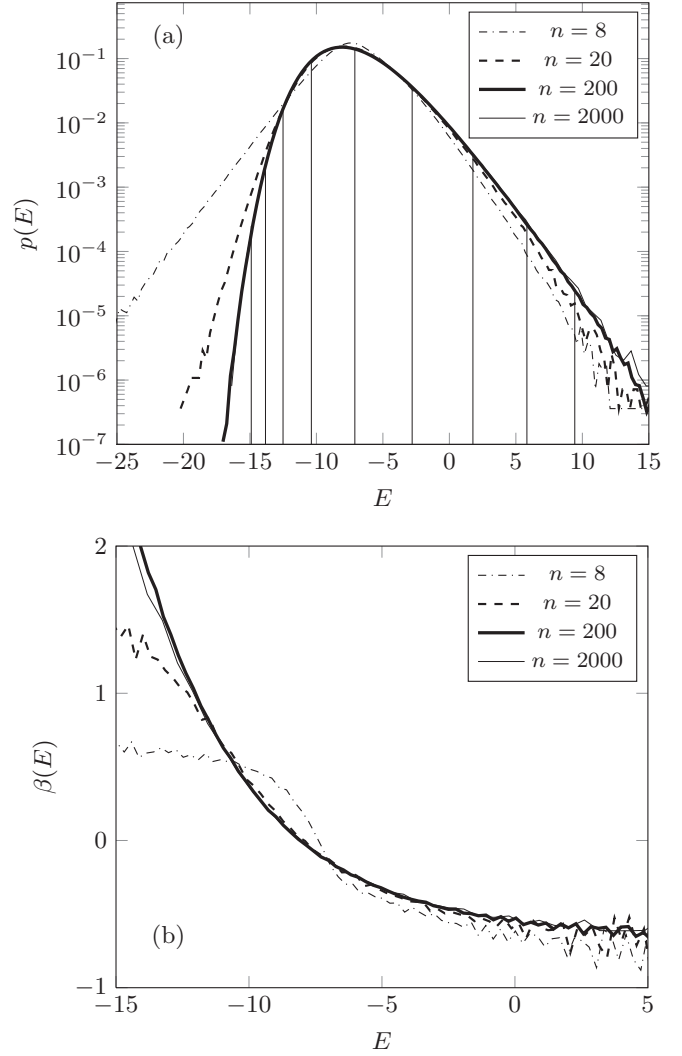


FIG. 1. (a) Distribution function $p(E)$ computed from 10^7 samples for different numbers of vortices n . Vertical lines correspond to the nine energy levels for $n = 200$ considered in the text. (b) Corresponding inverse temperatures $\beta(E)$.

$\beta = d \ln p(E)/dE$, are shown for varying n in Fig. 1. While nearly symmetric for small n , the scaled density converges rapidly to a skewed distribution as n increases. The scaled inverse temperature asymptotes to a fixed negative value at large positive energies [11,19,20]. There is little difference in either the density of states or the temperature when n increases beyond 200.

III. KINETIC ENERGY SPECTRA

Much has been intimated about Onsager's statistical theory of self-organization and the widely observed scale cascade of kinetic energy in direct simulations of two-dimensional turbulence [8,10,11]. The scale cascade results in the accumulation of energy at the domain scale, i.e., a global-scale flow [21].

To compare the dynamic evolution of point vortices to microcanonical ensemble predictions, we consider two statistical measures of the vortex population. Both quantify any scale

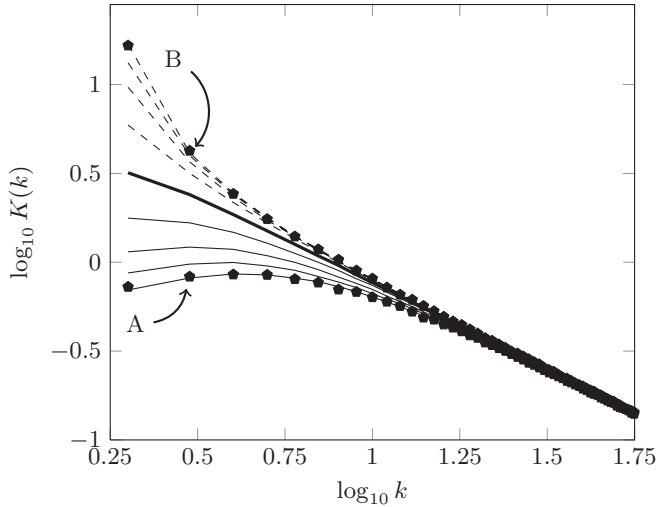


FIG. 2. Microcanonical kinetic energy spectra, $K(k)$, for the nine energies considered. K at low wave numbers increases monotonically with energy E from A to B. $\beta > 0$ states shown in solid, $\beta < 0$ states dashed, and $\beta \sim 0$ in bold. Solid circles indicate time averages of dynamical evolution.

cascade or statistical change in the vortex population, though neither have been examined before in this context. First, as in nearly all studies of two-dimensional turbulence, we examine the kinetic energy spectrum $K(k)$, where k is the wave-number magnitude (spherical harmonic degree). $K(k)$ is calculated by evaluating the stream function

$$\psi(\mathbf{r}) = \sum_{i=1}^n \kappa_i \ln [(1 - \mathbf{r}_i \cdot \mathbf{r})/2] \quad (4)$$

induced by the vortices at every point \mathbf{r} on a regular latitude-longitude grid (1024×2048 points). The Fourier-Legendre transform of ψ and its (power) spectrum $P(k)$ are then computed, and we obtain $K(k)$ from $k(k+1)P(k)$. While the total kinetic energy is singular as a result of the k^{-1} spectral tail, the spectrum $K(k)$ is well behaved for finite k .

A complementary Lagrangian measure of the vortex population is given by the probability distribution $p_{\text{int}}(q)$ of the pairwise energy (3). To explicitly highlight anomalous distributions of dipoles or like-signed clusters, we consider the residual probability $p'_{\text{int}} \equiv p_{\text{int}} - e^{-|q|}/2$ by subtracting the exponential distribution produced by uniform, random placement.

For $n = 200$, these two statistics are computed by sampling 10^4 states within each of nine energy ranges centered around the vertical lines shown in Fig. 1(a). The energy ranges include both positive and negative temperature states, and they are narrow—the probability of finding a state in a given range never exceeds 3.7×10^{-5} .

All nine individual kinetic energy spectra shown in Fig. 2 converge to the expected k^{-1} form at small scales. Consistent with Onsager's predictions, positive temperature (strongly negative E) states have the least kinetic energy at largest scales. The kinetic energy content at the largest scales increases continuously as E increases and the system transitions to

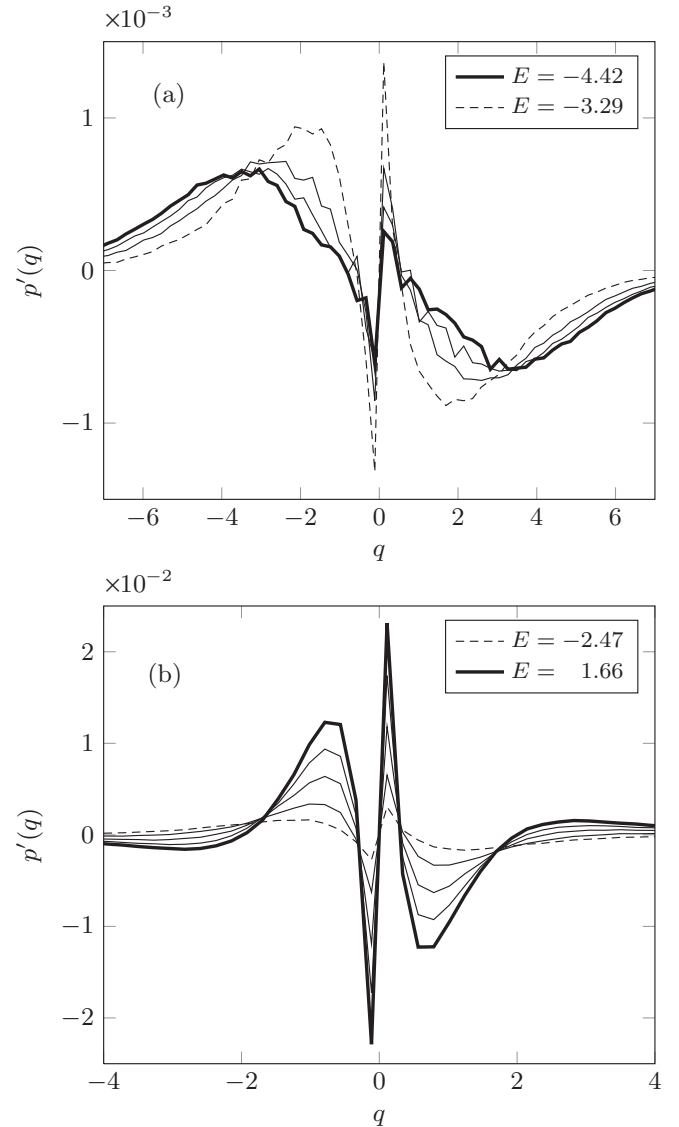


FIG. 3. The residual probability p'_{int} vs normalized vortex interaction energy, q , for (a) a lower range of energies considered and (b) a higher range of energies (note change of scales).

negative temperature states. Notably, the spectral slope at small k changes from values above -1 to below -1 near $\beta = 0$.

The low-energy ($\beta > 0$) spectra are consistent with *dipole* spectra produced by randomly placing pairs of opposite-signed vortices. Such spectra are depleted at low k and, as E decreases, approach k^1 at the large scales. The surplus of dipoles for positive β states is seen in $p'_{\text{int}}(q)$ shown in Fig. 3. Like the kinetic energy spectrum, p'_{int} exhibits a monotonic dependence on E with a surplus of closely spaced dipoles having $q \ll -1$ at low E , while at high E ($\beta < 0$) there is a surplus of closely spaced like-signed pairs (binaries) having $q \gg 1$ together with a deficit of closely spaced dipoles. Importantly, both complementary statistics, $\langle K \rangle(k)$ and $\langle p'_{\text{int}} \rangle(q)$, vary continuously with the inverse system temperature β . There is no abrupt change in either at the transition from positive to negative temperatures.

IV. ERGODICITY AND SPECTRAL CASCADE

We now turn our attention to the question of ergodicity by quantifying the connection between time-averaged statistics of dynamically evolved states and microcanonical ensemble measures. The evolution equation (2) is solved in parallel using a fourth-order Runge-Kutta scheme with an adaptive time step to ensure exact conservation of momentum and energy preservation to 10^{-7} . As such, numerical variations in the dynamically evolved energy are always smaller than the width of the energy bins used to construct microcanonical statistics. With $n = 200$, a single state in each of the nine energy ranges was evolved for 400 time units. Redefining the vortex strengths as $\kappa_i = \pm 1/\sqrt{n}$ gives $E = H$ directly from (1). A characteristic time scale, based on the average separation distance, $\bar{d} = \sqrt{4\pi/n}$, is then $\tau = \pi\bar{d}^2/|\kappa_i| = 4\pi^2/\sqrt{n}$, approximately 2.79 for $n = 200$.

The kinetic energy spectra and $\langle p'_{\text{int}} \rangle(q)$, time-averaged over the entire evolution, were found to be almost identical to the microcanonical ensemble results. The resulting time-averaged kinetic energy spectra, $\bar{K}(k)$, for the two extreme energies $E = -4.42$ and 1.66 indicated by solid symbols in Fig. 2, are virtually indistinguishable from the microcanonical estimates. The same is found for $\langle p'_{\text{int}} \rangle(q)$. In contrast to previous results for $n = 6$ vortices in a doubly periodic domain [15], here for $n = 200$ vortices on the sphere there is strong evidence of ergodicity, independent of the energy or temperature of the system.

As an even stronger test of ergodicity, we consider the evolution of states with *atypical* initial spectra for a given energy. First, an ensemble of 111 states was generated in the strongly positive temperature ($E \sim -4.42$) system by randomly placing vortex dipoles (opposite signed pairs separated by $\bar{d}/\sqrt{2}$) instead of single vortices. For such dipole states, the kinetic energy spectrum $\langle K \rangle(k)$ (averaged over the 111 states), shown by the + symbols in Fig. 4(b), differs significantly (beyond several microcanonical standard deviations) from the microcanonical mean (thick solid line). However, upon evolution the dipole initial states rapidly relax toward the microcanonical mean. The dipole spectrum time-averaged over $2 \leq t \leq 4$ is shown by the dashed line, and the late time-averaged spectrum ($392 \leq t \leq 400$, open circles) is statistically indistinguishable from the microcanonical estimate. In addition, the standard deviation in the spectrum also converges to that of the microcanonical ensemble (not shown).

Vortex interactions immediately destroy the initial equal vortex-pair separation, and the distribution of pair separations continues to spread until the state resembles a randomly chosen collection of vortices for this energy. As shown in the lower panel of Fig. 4, the initial residual probability $p'_{\text{int}}(q)$ spikes at the q value of the dipole separation, but then it relaxes to the microcanonical estimate (open circles show the late time average). This relaxation can be seen directly in the stream function of any dipole initial condition. The left panels of Fig. 5 shows the evolution of $\psi(\theta, \phi)$ from an initial dipole state (a1) to $t = 400$ (a2) along with the stream function of a randomly chosen member of the microcanonical ensemble (a3). For this positive temperature state, there is an inverse cascade of kinetic energy to large scales.

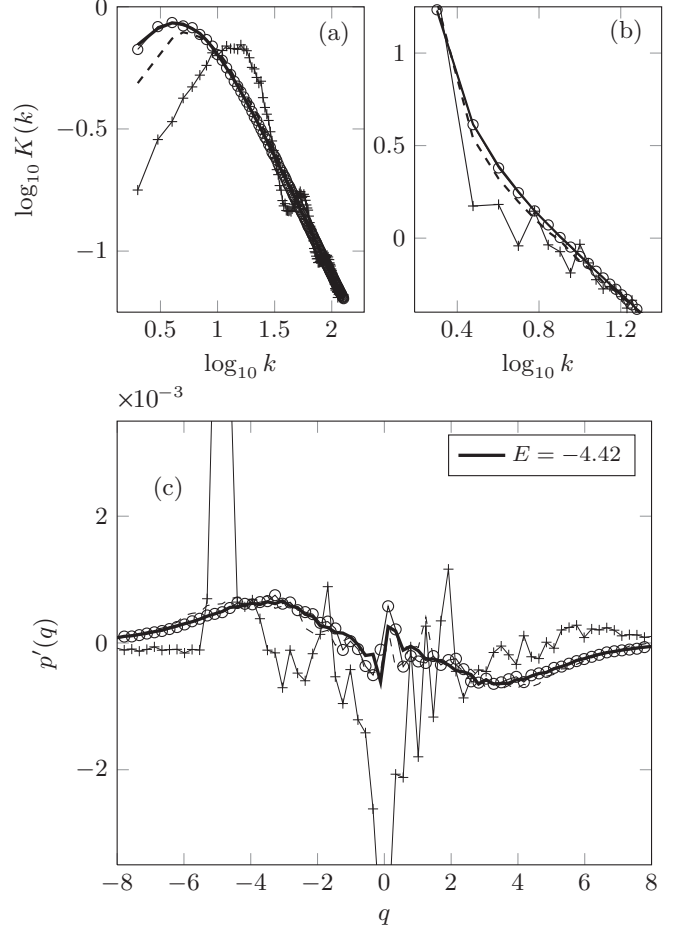


FIG. 4. Top panels: Evolution of the kinetic energy spectra, $K(k)$, for (a) low-energy, positive temperature ($E = -4.42$) and (b) high-energy, negative temperature ($E = 1.66$) marked by A and B in Fig. 2. The initial spectra are shown by +, the long-time spectra by o, and the microcanonical estimate (from Fig. 2) is bold. Dashed lines indicate results for short times. (c) Evolution of residual probability p'_{int} for case A. Symbols are the same as above.

Similar results have been found starting from atypical states in the highest energy range, $E \sim 1.66$, where the temperature is negative. By randomly placing vortices with an increased probability to project on the $k = 2$ spherical harmonic, a surplus of kinetic energy is created at the largest permissible scale for $J = 0$. As seen in Fig. 4(b), the initial $\langle K \rangle(k)$ (+ symbols) again rapidly relaxes back to the microcanonical estimate (bold line) with the dashed line showing the spectrum at times $2 \leq t \leq 4$ and the open circles the late time spectrum. Corresponding behavior in real space for an individual initial condition is shown in the right column of Fig. 5, with an initial atypical state in (b1) (the pattern closely matches a spherical harmonic), the same state at $t = 400$ (b2), and a randomly selected member of the microcanonical ensemble (b3). The images in (b2) and (b3) exhibit more smaller-scale features than the image in (b1), and, as shown in the spectral evolution, there is a forward cascade of kinetic energy despite the negative system temperature.

For $n = 200$, relaxation of atypical states to the microcanonical average occurs on a *short* time scale, $O(\tau)$,

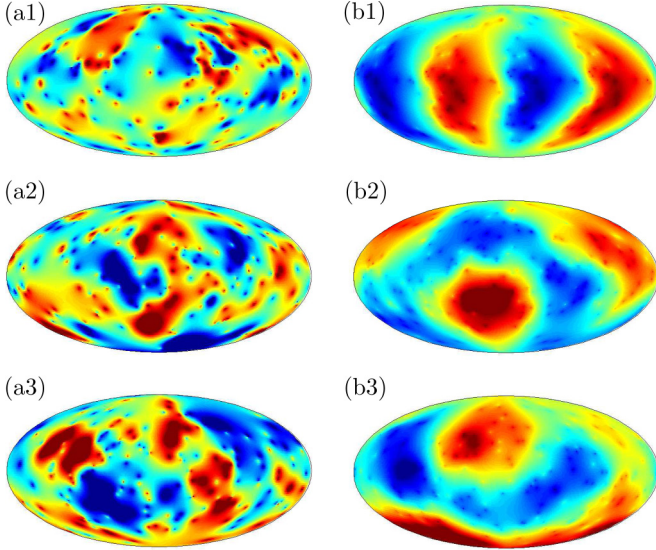


FIG. 5. (Color online) Left panels: Evolution of the dipole stream function at $E = -4.42$. (a1) Initial dipole stream function. (a2) Dipole stream function at $t = 400$. (a3) Initial stream function for a representative ensemble member at the same energy. Right panels: same as left but for the forward cascade case, $E = 1.66$. The projection shows the entire sphere, and the color scale is constant for each energy.

comparable to the mean collision time for dipole pairs. That is, any special order in the initial conditions is rapidly destroyed by the ensuing dynamical evolution. This is a strong indication of ergodic dynamics in this geometry, and it appears to contrast with the results of [15] in a doubly periodic domain. On the other hand, Ref. [15] considered just six vortices. It might be that so few vortices have insufficient freedom to fully randomize and resemble typical, microcanonical states.

To test this, we repeated the analysis above for $n = 8$ vortices on the sphere. Accounting for the additional constraints imposed by the conservation of angular impulse \mathbf{I} , the $n = 8$ spherical system and the $n = 6$ vortex system on the torus have a similar number of degrees of freedom. We focus on the evolution of atypical low-energy states with $E \approx -4.42$. These states were generated by placing four pairs of dipoles at random, with the halves of each pair separated by $d = 2e^{E/2} \approx 0.22$. At this distance, the individual energies of the dipoles sum to E . The additional energy contributed by interpair interactions is $O(d^2/\bar{d}^2) \ll 1$ and is easily canceled by appropriate placement of the pairs.

The upper panels of Fig. 6 contrast the ensemble-averaged spectral evolution of atypical states for (a) $n = 200$ (seen before) with that for $n = 8$ in (b). For $n = 8$, the ensemble consists of 1000 states [an increase on the 111 states used for $n = 200$ to reduce the variance in $K(k)$]. Both systems clearly show spectral relaxation to the microcanonical mean. The relaxation rate, however, is much slower in the dilute, $n = 8$ case.

An additional measure of relaxation is obtained by analyzing the probability distribution $p_{\text{int}}(q)$ of the normalized pairwise interaction energies in (3). Denote $\bar{p}_{\text{int}}(q)$ as the microcanonical ensemble mean, and $\bar{\delta}_{\text{int}}$ as the mean integrated standard deviation of individual members of the ensemble from

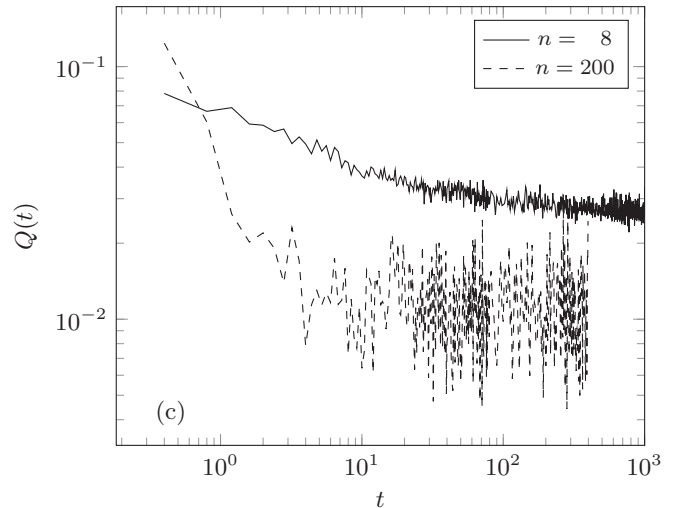
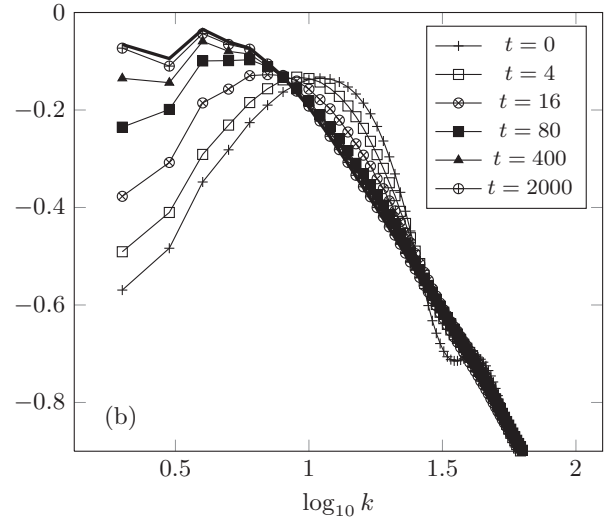
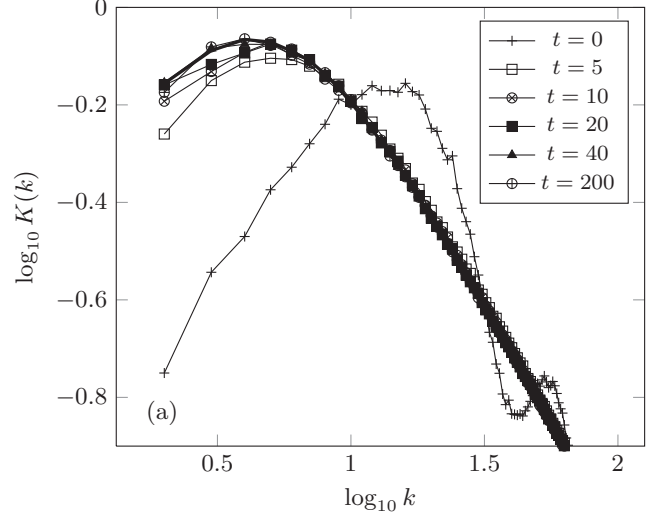


FIG. 6. Evolution of the kinetic energy spectrum for dipole initial conditions at $E = -4.42$ for $n = 200$ (a) and $n = 8$ (b). Lower panel (c) shows the temporal evolution of the Q measure for the two cases.

$\bar{p}_{\text{int}}(q)$, i.e.,

$$\bar{\delta}_{\text{int}} = \frac{1}{N_{\text{MC}}} \sum_{m=1}^{N_{\text{MC}}} \int_{-\infty}^{\infty} (p_{\text{int}}^m - \bar{p}_{\text{int}})^2 dq, \quad (5)$$

where N_{MC} is the size of the microcanonical ensemble, and a superscript m denotes a particular member of the ensemble. We measure the relaxation of the dynamical ensemble to the microcanonical one by

$$Q(t) = \frac{1}{\delta_{\text{int}}} \int_{-\infty}^{\infty} (\bar{p}_{\text{int}}^{\text{dyn}} - \bar{p}_{\text{int}})^2 dq, \quad (6)$$

where

$$\bar{p}_{\text{int}}^{\text{dyn}}(q, t) \equiv \frac{1}{N_{\text{dyn}}} \sum_{m=1}^{N_{\text{dyn}}} p_{\text{int}}^m(q, t) \quad (7)$$

is the dynamical ensemble mean value of $p_{\text{int}}(q, t)$, and N_{dyn} is the size of the dynamical ensemble. This measure is shown in the bottom panel of Fig. 6 (note logarithmic scales). Consistent with the spectral evolution, $Q(t)$ for $n = 200$ decreases rapidly to a low, fluctuating level (the logarithmic scaling accentuates the size of the relative fluctuation level). By contrast, the decay of $Q(t)$ is much slower for $n = 8$, although it still approaches a roughly constant level at late times. The higher equilibrated level for $n = 8$ is predominantly due to differences in the statistical sample size. The calculation of $p_{\text{int}}(q)$ involves $n(n-1)/2$ separate vortex interactions. This is substantially larger for $n = 200$ than for $n = 8$, and while nine times more cases were considered for $n = 8$, the sample size is still approximately 80 times larger for $n = 200$ than for $n = 8$.

The results show that atypical dynamical states inevitably relax to the equilibrium microcanonical distribution, independent of the system size (at least for $n \geq 8$). Equilibration is observed in both the kinetic energy spectra $K(k)$ and in the complementary measure Q using $p_{\text{int}}(q)$.

Although relaxation is observed both for $n = 8$ and 200, there is a striking difference in the rate of relaxation in the two cases. For $n = 200$, relaxation occurs on the characteristic time scale τ , comparable here to the mean collision time of dipole pairs. For $n = 8$, however, relaxation is considerably slower. Given that the circulations are scaled by \sqrt{n} , the characteristic collision time scale is independent of the system size, and the observed difference in relaxation time scales cannot be explained simply by differences in the dipole collision rates in the two systems.

Movies of the vortex motion in the dilute dipole case indicate that a majority of dipole interactions involve only simple particle exchange, producing no discernible change in the dipole separation distance after collision. Such interactions preserve the structure of the initial conditions—rapid statistical evolution requires higher-order collisions involving interactions between three or more dipole pairs. Evidence that such interactions occur far less frequently in the $n = 8$ case is provided in Fig. 7. Here we show the early time evolution of the pairwise energy, q_{ij} , of four initial dipoles—the complete set when $n = 8$, and four randomly selected from the 100 available when $n = 200$. Particle exchange collisions are clearly evident in the dilute case ($n = 8$, upper panel), where individual pair energies spike to zero before consistently returning to the negative energy level associated with their initial separations. Two dipole pairs repeat this process more than five times in the first 10 time units. The time distribution of pairwise energies is bimodal, highly concentrated at $-|q_0|$ and 0. By contrast, initial pairs in the $n = 200$ case are rapidly scattered,

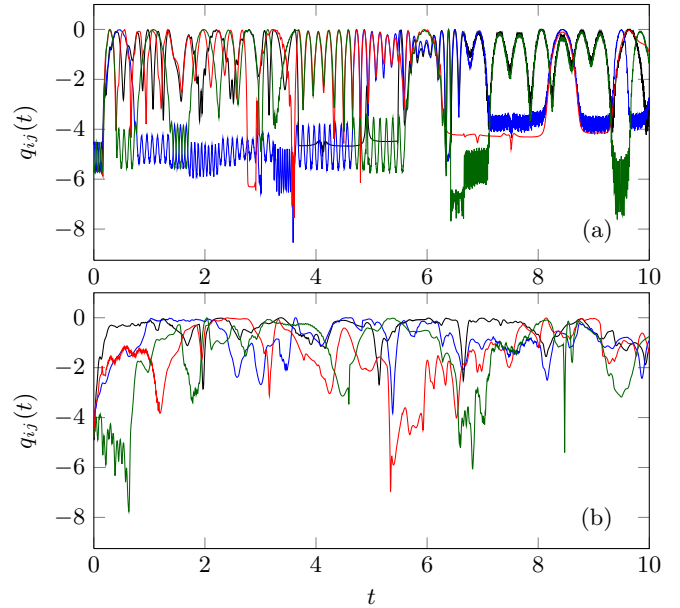


FIG. 7. (Color online) Evolution of the pairwise energy for the four initial dipoles for $n = 8$ (a), and four initial dipoles in the $n = 200$ case (b).

and information about the interaction energy of the initial configuration is quickly lost. This is true not only for the four selected dipole pairs shown here, but for all pairs in the $n = 200$ case.

V. CONCLUSIONS

Due to the universal k^{-1} behavior of point vortex kinetic energy spectra at small scales, increasing the system energy preferentially increases the kinetic energy content at the largest allowable scales. While this is entirely consistent with Onsager's conjecture concerning the increased likelihood of observing large-scale structure at sufficiently high energies, notably it is also independent of the thermodynamic temperature of the system. In addition, the results indicate that point vortex dynamics, at least on the isotropic sphere, are ergodic and therefore statistical measures derived from the dynamics of almost all initial states simply relax to those given by the microcanonical ensemble. This phenomenon is observed even in the case of a very dilute dipole gas.

The rescaled macrocanonical distribution of states, $W_H(\vec{E}, \vec{J})$, is found to converge rapidly with system size with little differences observed once $n > 200$. For such moderately large systems, relaxation of the kinetic energy spectra [equivalently $p_{\text{int}}(q)$ distributions] to microcanonical mean estimates takes place on time scales comparable to a characteristic vortex collision time scale. Relaxation is independent of both the system temperature and the initial vortex distribution. As such, for the simplest bounded domain, there is no *a priori* relationship between the sign of the statistical temperature and the direction of any dynamic cascade process in the velocity field induced by a finite number of point vortices.

ACKNOWLEDGMENTS

A.C.P. was supported under DOD (MURI) Grant No. N000141110087 ONR. The computations were supported by

the CUNY HPCC under NSF Grants No. CNS-0855217 and No. CNS-0958379. The authors thank Carlo Lancellotti for fruitful discussions.

-
- [1] G. Kirchhoff, *Vorlesungen über Mathematische Physik* (Teubner, Leipzig, 1876).
- [2] S. Suryanarayanan, R. Narasimha, and N. D. Hari Dass, *Phys. Rev. E* **89**, 013009 (2014).
- [3] S. Wang, Y. Sergeev, C. Barenghi, and M. Harrison, *J. Low Temp. Phys.* **149**, 65 (2007).
- [4] T. Simula, M. J. Davis, and K. Helmerson, *Phys. Rev. Lett.* **113**, 165302 (2014).
- [5] M.-H. Kiessling and J. Lebowitz, *Lett. Math. Phys.* **42**, 43 (1997).
- [6] P.-H. Chavanis, *J. Phys. A* **391**, 3657 (2012).
- [7] L. Onsager, *Nuovo Cimento* **6**, 279 (1949).
- [8] G. Eyink and K. Sreenivasan, *Rev. Mod. Phys.* **78**, 87 (2006).
- [9] D. Montgomery and G. Joyce, *Phys. Fluids* **17**, 1139 (1974); T. Lundgren and Y. Pointin, *J. Stat. Phys.* **17**, 323 (1977); R. Kraichnan and D. Montgomery, *Rep. Prog. Phys.* **43**, 547 (1980); J. Miller, *Phys. Rev. Lett.* **65**, 2137 (1990); R. Robert and J. Sommeria, *ibid.* **69**, 2776 (1992).
- [10] O. Bühler, *Phys. Fluids* **14**, 2139 (2002).
- [11] Y. Yatsuyanagi, Y. Kiwamoto, H. Tomita, M. M. Sano, T. Yoshida, and T. Ebisuzaki, *Phys. Rev. Lett.* **94**, 054502 (2005).
- [12] J. McWilliams, *J. Fluid Mech.* **146**, 21 (1983).
- [13] D. G. Dritschel, R. K. Scott, C. Macaskill, G. A. Gottwald, and C. V. Tran, *Phys. Rev. Lett.* **101**, 094501 (2008).
- [14] G. Eyink and H. Spohn, *J. Stat. Phys.* **70**, 833 (1993).
- [15] J. Weiss and J. McWilliams, *Phys. Fluids A* **3**, 835 (1991).
- [16] P. Tabeling, *Phys. Rep.* **362**, 1 (2002).
- [17] E. Zermelo, *Z. Math. Phys.* **47**, 201 (1902).
- [18] M. Kiessling and Y. Wang, *J. Stat. Phys.* **148**, 896 (2012).
- [19] J. G. Esler, T. L. Ashbee, and N. R. McDonald, *Phys. Rev. E* **88**, 012109 (2013).
- [20] Y. Pointin and T. Lundgren, *Phys. Fluids* **19**, 1459 (1976).
- [21] W. Qi and J. B. Marston, *J. Stat. Mech.* (2014) P07020.