

# Existence of a bending rigidity for a hard-sphere liquid near a curved hard wall: Validity of the Hadwiger theorem

Edgar M. Blokhuis

*Colloid and Interface Science, Leiden Institute of Chemistry, Gorlaeus Laboratories, P.O. Box 9502, 2300 RA Leiden, The Netherlands*

(Received 22 November 2012; published 4 February 2013)

In the context of Rosenfeld's fundamental measure theory, we show that the bending rigidity is not equal to zero for a hard-sphere fluid in contact with a curved hard wall. The implication is that the Hadwiger theorem does not hold in this case and the surface free energy is given by the Helfrich expansion instead. The value obtained for the bending rigidity (i) is an order of magnitude smaller than the bending constant associated with Gaussian curvature, (ii) changes sign as a function of the fluid volume fraction, and (iii) is independent of the choice of the location of the hard wall.

DOI: [10.1103/PhysRevE.87.022401](https://doi.org/10.1103/PhysRevE.87.022401)

PACS number(s): 68.08.-p, 68.03.Cd

## I. INTRODUCTION

The Helfrich free energy [1] has proven to be an invaluable starting point in the description of the surface properties of complex surfaces such as membranes or surfactant systems [2,3]. It is the most general form for the surface (or excess) free energy of an isotropic surface expanded to second order in the surface's curvature:

$$\Omega_H = \int dA \left[ \sigma - \delta\sigma J + \frac{k}{2} J^2 + \bar{k} K + \dots \right], \quad (1)$$

where  $J = 1/R_1 + 1/R_2$  is the total curvature,  $K = 1/(R_1 R_2)$  is the Gaussian curvature, and  $R_1, R_2$  are the principal radii of curvature at a certain point on the surface. The expansion defines four curvature coefficients:  $\sigma$ , the surface tension of the planar interface;  $\delta$ , the Tolman length [4];  $k$ , the bending rigidity; and  $\bar{k}$ , the rigidity constant associated with Gaussian curvature. The original expression proposed by Helfrich [1] features the radius of spontaneous curvature  $R_0$  as the linear curvature term ( $\delta\sigma \rightarrow 2k/R_0$  [5,6]), but in honor of Tolman, who was the first to consider curvature corrections to the surface tension [4], we use the notation in Eq. (1).

Recently, an alternative description to replace the Helfrich free energy in certain situations was put forward by König *et al.* [7,8] based on the implications of the *Hadwiger theorem* [9,10]. The Hadwiger theorem states that any functional of a system that is translationally invariant, additive, and continuous can be written as a linear combination of the four Minkowski functionals: volume, surface area, and the integrated total and Gaussian curvatures [10]. The implication is that, as an alternative to Eq. (1), the surface free energy can be written as

$$\Omega_{\text{Hadwiger}} = \int dA [\sigma - \delta\sigma J + \bar{k} K]. \quad (2)$$

Comparing the two expressions for the free energy in Eqs. (1) and (2), we are led to the following two implications of the Hadwiger theorem:

- (i) The bending rigidity constant is zero.
- (ii) Higher-order curvature terms, represented by the dots in Eq. (1), are absent.

The question now is for which systems are the conditions of the Hadwiger theorem fulfilled so that the bending rigidity and higher-order curvature terms are all strictly zero? It

was suggested that for a hard-sphere fluid in contact with a hard, structureless wall, the Hadwiger theorem should hold and Eq. (2) is a *complete* expression for its surface free energy [7,8]. The evidence for this suggestion is based on a numerical analysis [7,8,11] of the free energy in spherical and cylindrical geometry using Rosenfeld's fundamental measure theory (FMT) [12,13], showing that the bending rigidity is zero within numerical accuracy. To understand the basis for this result in more detail, we consider surfaces for which the curvatures  $J$  and  $K$  are constant. The Helfrich free energy per unit area is then given by

$$\Omega_H/A \equiv \sigma(J, K) = \sigma - \delta\sigma J + \frac{k}{2} J^2 + \bar{k} K + \dots \quad (3)$$

For a spherically or cylindrically shaped surface with radius  $R$ , this expansion then takes the form

$$\sigma_s(R) = \sigma - \frac{2\delta\sigma}{R} + \frac{(2k + \bar{k})}{R^2} + \dots \quad (\text{sphere}), \quad (4)$$

$$\sigma_c(R) = \sigma - \frac{\delta\sigma}{R} + \frac{k}{2R^2} + \dots \quad (\text{cylinder}). \quad (5)$$

Note that only the combination  $2k + \bar{k}$  appears in the expression for the surface tension of the spherical interface, so that the conclusion whether  $k$  is identically zero or not can be made only from an analysis of the *cylindrical* system. Next to the curvature-dependent surface tension, one may also investigate the curvature dependence of the *wall density*  $\rho^W$ . According to the *wall theorem*, the wall density of a fluid in contact with an infinitely hard, *planar* wall is related to the bulk pressure  $p$  through an ideal gas law [14,15]:

$$k_B T \rho^W = p. \quad (6)$$

The wall theorem can be generalized to a spherically shaped hard wall [15–17] or to a more generally shaped hard wall with (constant) curvatures  $J$  and  $K$  [18]:

$$k_B T \rho^W(J, K) = p + \sigma J - 2\delta\sigma K - \frac{k}{2} J^3 + 2kJK + \dots \quad (7)$$

Note that a term proportional to  $J^2$  is absent in the expression above [19]. For a spherically or cylindrically shaped surface,

this expansion takes the form

$$k_B T \rho_s^W(R) = p + \frac{2\sigma}{R} - \frac{2\delta\sigma}{R^2} + \dots \quad (\text{sphere}), \quad (8)$$

$$k_B T \rho_c^W(R) = p + \frac{\sigma}{R} - \frac{k}{2R^3} + \dots \quad (\text{cylinder}), \quad (9)$$

where the dots represent terms of  $O(1/R^4)$ , which indicates that the term proportional to  $1/R^3$  is absent in the expansion of the spherical interface. The corresponding term in the expansion of the *cylindrical* interface is related to the bending rigidity, thus supplying a *second route* to the determination of its value. Note that these expressions are valid only when the radius  $R$  is defined via the wall density  $\rho^W \equiv \rho(r = R^+)$ .

In this article, we revisit the analysis by König *et al.* [7,8] for a hard-sphere fluid in contact with a hard wall. Using the exact same theoretical model as in Refs. [7,8,11], i.e., FMT [12,13], we show in Sec. II that a detailed numerical analysis yields a bending rigidity that is *not equal to zero*, but is an order of magnitude smaller than the rigidity constant associated with Gaussian curvature. Consistent values for  $k$  are obtained from the analysis of the radius dependence of the surface tension, Eq. (5), as well as from the analysis of the radius dependence of the wall density, Eq. (9).

As a further consistency test, we perform a systematic expansion of the FMT free energy to second order in the curvature for the spherical and cylindrical interface in Sec. III. This expansion is analogous to a similar expansion for the liquid-vapor interface [20]. It is shown that the resulting expressions for  $\sigma$ ,  $\delta$ , and  $\bar{k}$  are all in terms of the fluid density profile of the *planar* interface,  $\rho_0(z)$ , whereas the expression for the bending rigidity  $k$  features the leading-order curvature correction to the density profile,  $\rho_1(z)$ . The values obtained for  $\sigma$ ,  $\delta\sigma$ , and the combination  $2k + \bar{k}$  using these expressions are all consistent with the results of König *et al.* [7,8] and those by Bryk *et al.* [11]. The value obtained for the *bending rigidity* is not zero and is consistent with the two values obtained from the radius-dependent surface tension and wall density. Furthermore, it is in *qualitative* agreement with recent molecular-dynamics (MD) simulations by Laird *et al.* [21], who determined the curvature-dependent surface tension of a fluid near a hard wall by Gibbs-Cahn integration [21,22].

## II. FUNDAMENTAL MEASURE THEORY

In this section, we discuss Rosenfeld's fundamental measure theory [12] as it is applied specifically to a one-component fluid consisting of spherical particles with a diameter  $d$ . The free energy is then the following functional of the fluid density  $\rho(\vec{r})$  [12,13]:

$$\frac{\Omega[\rho]}{k_B T} = \int d\vec{r} \left[ \rho \ln(\rho) - \rho - \frac{\mu}{k_B T} \rho + \frac{V_{\text{ext}}(\vec{r})}{k_B T} \rho + \phi \right], \quad (10)$$

where  $\mu$  is the chemical potential and where the external field  $V_{\text{ext}}(\vec{r})$  is used to express the presence of the hard wall. For spherically shaped fluid particles, the free-energy density

$\phi = \phi(n_2, n_3, \vec{n}_V)$  is explicitly given by

$$\phi = \frac{1}{\pi d^2} \left[ -n_2 \ln(1 - n_3) + \frac{d^2(n_2^2 - |\vec{n}_V|^2)}{2(1 - n_3)} + \frac{d^2(n_2^3 - 3n_2 |\vec{n}_V|^2)}{24(1 - n_3)^2} \right]. \quad (11)$$

The three densities  $n_\alpha(\vec{r})$  ( $\alpha = 2, 3, V$ ) are different convolutions of the fluid density

$$n_\alpha(\vec{r}_1) = \int d\vec{r}_2 \rho(\vec{r}_2) w_\alpha(\vec{r}_1 - \vec{r}_2), \quad (12)$$

where the weight functions  $w_\alpha(\vec{r})$  are explicitly given by [13]

$$w_2(\vec{r}) = \delta\left(\frac{d}{2} - r\right), \quad w_3(\vec{r}) = \Theta\left(\frac{d}{2} - r\right), \quad \text{and} \quad (13)$$

$$\vec{w}_V(\vec{r}) = \frac{\vec{r}}{r} \delta\left(\frac{d}{2} - r\right).$$

The Euler-Lagrange equation that minimizes the free energy in Eq. (10) is given by

$$\frac{\mu}{k_B T} = \ln(\rho) + \frac{V_{\text{ext}}(\vec{r})}{k_B T} + \sum_\alpha \int d\vec{r}_2 \frac{\partial \phi}{\partial n_\alpha(\vec{r}_2)} w_\alpha(\vec{r}_2 - \vec{r}_1). \quad (14)$$

Note that the Euler-Lagrange equation features  $w_\alpha(\vec{r}_2 - \vec{r}_1)$  and not  $w_\alpha(\vec{r}_1 - \vec{r}_2)$  as in Eq. (12) [13].

For a *uniform* system, we have that  $n_2 = 6\eta/d$ ,  $n_3 = \eta$ , and  $\vec{n}_V = 0$ , with the volume fraction defined as  $\eta \equiv (\pi/6)\rho d^3$ . The Euler-Lagrange equation in Eq. (14) then becomes

$$\frac{\mu}{k_B T} = \ln(\rho) - \ln(1 - \eta) + \frac{\eta(14 - 13\eta + 5\eta^2)}{2(1 - \eta)^3}. \quad (15)$$

Using the expression for the chemical potential above, the bulk pressure is obtained from  $\Omega = -pV$  giving the Percus-Yevick equation of state:

$$\frac{d^3 p}{k_B T} = \frac{6\eta(1 + \eta + \eta^2)}{\pi(1 - \eta)^3}. \quad (16)$$

We mention that a refinement of FMT was recently proposed [23] to yield the more accurate Carnahan-Starling equation of state [24] instead of Eq. (16). It is expected that results do not depend sensitively on this refinement.

Next, we consider the implementation of FMT in three different geometries: the planar, spherical, and cylindrical interface.

### A. Planar interface

In planar geometry, we can simplify the expressions for  $n_\alpha(\vec{r}) = n_\alpha(z)$ , where  $z$  is the coordinate normal to the interface, as

$$n_\alpha(z_1) = \int dz_2 \rho(z_2) w_\alpha^0(z_1 - z_2), \quad (17)$$

where the weight functions  $w_\alpha^0(z)$  are explicitly given by

$$\begin{aligned} w_2^0(z) &= \pi d \Theta\left(\frac{d}{2} - |z|\right), \\ w_3^0(z) &= \pi \left(\frac{d^2}{4} - z^2\right) \Theta\left(\frac{d}{2} - |z|\right), \\ w_V^0(z) &= 2\pi z \Theta\left(\frac{d}{2} - |z|\right), \end{aligned} \quad (18)$$

and where  $\vec{n}_V(\vec{r}) = n_V(z)\hat{z}$ . The Euler-Lagrange equation in Eq. (14) simplifies in planar geometry to

$$\frac{\mu}{k_B T} = \ln(\rho) + \frac{V_{\text{ext}}(z_1)}{k_B T} + \sum_\alpha \int dz_2 \frac{\partial \phi}{\partial n_\alpha(z_2)} w_\alpha^0(z_2 - z_1). \quad (19)$$

The external field mimics the presence of a hard wall for  $z < 0$ , i.e.,  $V_{\text{ext}}(z) = \infty$  when  $z < 0$  and zero otherwise, so that the density  $\rho(z) = 0$  for  $z < 0$ . The surface tension is the surface free energy per unit area [ $\sigma = (\Omega + pV)/A$  [25]]:

$$\frac{\sigma}{k_B T} = \int_{-d/2}^{\infty} dz \left[ \rho \ln(\rho) - \rho - \frac{\mu}{k_B T} \rho + \phi + \frac{p}{k_B T} \Theta(z) \right], \quad (20)$$

where the lower integration reflects the fact that  $\phi$  and the convoluted densities  $n_\alpha(z)$  are zero only when  $z < -d/2$ .

### B. Spherical interface

In spherical geometry, the densities  $n_\alpha(\vec{r}) = n_\alpha(r)$ , with  $r$  the radial distance, are

$$\begin{aligned} n_2(r_1) &= \int dr_2 \left(\frac{r_2}{r_1}\right) \rho(r_2) w_2^s(r_1 - r_2), \\ n_3(r_1) &= \int dr_2 \left(\frac{r_2}{r_1}\right) \rho(r_2) w_3^s(r_1 - r_2), \\ n_V(r_1) &= \int dr_2 \left(\frac{r_2}{r_1}\right) \rho(r_2) w_V^s(r_1 - r_2) \\ &\quad + \frac{1}{r_1} \int dr_2 \left(\frac{r_2}{r_1}\right) \rho(r_2) w_3^s(r_1 - r_2), \end{aligned} \quad (21)$$

where the weight functions are equal to those in planar geometry [Eq. (18)]:

$$\begin{aligned} w_2^s(r_1 - r_2) &= \pi d \Theta\left(\frac{d}{2} - |r_1 - r_2|\right), \\ w_3^s(r_1 - r_2) &= \pi \left(\frac{d^2}{4} - (r_1 - r_2)^2\right) \Theta\left(\frac{d}{2} - |r_1 - r_2|\right), \\ w_V^s(r_1 - r_2) &= 2\pi(r_1 - r_2) \Theta\left(\frac{d}{2} - |r_1 - r_2|\right), \end{aligned} \quad (22)$$

and where  $\vec{n}_V(\vec{r}) = n_V(r)\hat{r}$ . The Euler-Lagrange equation in Eq. (14) now reduces to

$$\begin{aligned} \frac{\mu}{k_B T} &= \ln(\rho) + \frac{V_{\text{ext}}(r_1)}{k_B T} + \sum_\alpha \int dr_2 \left(\frac{r_2}{r_1}\right) \frac{\partial \phi}{\partial n_\alpha(r_2)} \\ &\quad \times w_\alpha^s(r_2 - r_1) + \frac{1}{r_1} \int dr_2 \frac{\partial \phi}{\partial n_V(r_2)} w_3^s(r_2 - r_1). \end{aligned} \quad (23)$$

Again, the external field mimics the presence of a hard wall, i.e.,  $V_{\text{ext}}(r) = \infty$  when  $r < R$ , which serves to define the location of the radius  $R$  of the spherically shaped hard wall. The surface tension now becomes

$$\begin{aligned} \frac{\sigma_s(R)}{k_B T} &= \int_{R-d/2}^{\infty} dr \left(\frac{r}{R}\right)^2 \\ &\quad \times \left[ \rho \ln(\rho) - \rho - \frac{\mu}{k_B T} \rho + \phi + \frac{p}{k_B T} \Theta(r - R) \right]. \end{aligned} \quad (24)$$

### C. Cylindrical interface

In cylindrical geometry, the densities  $n_\alpha(\vec{r}) = n_\alpha(r)$ , with  $r$  the radial distance to the cylinder axis, reduce to

$$\begin{aligned} n_2(r_1) &= \int dr_2 \left(\frac{r_2}{r_1}\right)^{1/2} \rho(r_2) w_2^c(r_1, r_2), \\ n_3(r_1) &= \int dr_2 \left(\frac{r_2}{r_1}\right)^{1/2} \rho(r_2) w_3^c(r_1, r_2), \\ n_V(r_1) &= \int dr_2 \left(\frac{r_2}{r_1}\right)^{1/2} \rho(r_2) w_V^c(r_1, r_2) \\ &\quad + \frac{1}{2r_1} \int dr_2 \left(\frac{r_2}{r_1}\right)^{1/2} \rho(r_2) w_3^c(r_1, r_2), \end{aligned} \quad (25)$$

where the weight functions are given by

$$\begin{aligned} w_2^c(r_1, r_2) &= 2dK(\beta) \Theta\left(\frac{d}{2} - |r_2 - r_1|\right), \\ w_3^c(r_1, r_2) &= 16r_1 r_2 [E(\beta) + (\beta^2 - 1)K(\beta)] \\ &\quad \times \Theta\left(\frac{d}{2} - |r_2 - r_1|\right), \\ w_3^c(r_1, r_2) &= 16r_1 r_2 [K(\beta) - E(\beta)] \Theta\left(\frac{d}{2} - |r_2 - r_1|\right), \\ w_V^c(r_1, r_2) &= 4(r_1 - r_2)K(\beta) \Theta\left(\frac{d}{2} - |r_2 - r_1|\right), \end{aligned} \quad (26)$$

where  $\vec{n}_V(\vec{r}) = n_V(r)\hat{r}$  and where  $K(\beta)$  and  $E(\beta)$  are complete elliptic integrals of the first and second kind, respectively [26]. The argument of the elliptic functions is defined as  $\beta^2 \equiv [d^2/4 - (r_2 - r_1)^2]/(4r_1 r_2)$ . Note that the weight functions in the cylindrical case are functions of the radial distances  $r_1$  and  $r_2$  separately and not only the difference  $r_1 - r_2$ . The Euler-Lagrange equation in Eq. (14) in cylindrical geometry reduces to

$$\begin{aligned} \frac{\mu}{k_B T} &= \ln(\rho) + \frac{V_{\text{ext}}(r_1)}{k_B T} + \sum_\alpha \int dr_2 \left(\frac{r_2}{r_1}\right)^{1/2} \frac{\partial \phi}{\partial n_\alpha(r_2)} \\ &\quad \times w_\alpha^c(r_2, r_1) + \frac{1}{2r_1} \int dr_2 \left(\frac{r_1}{r_2}\right)^{1/2} \frac{\partial \phi}{\partial n_V(r_2)} w_3^c(r_2, r_1). \end{aligned} \quad (27)$$

Again, the external field mimics the presence of a hard wall for  $r < R$ . The surface tension in cylindrical geometry is given

by

$$\frac{\sigma_c(R)}{k_B T} = \int_{R-d/2}^{\infty} dr \left( \frac{r}{R} \right) \times \left[ \rho \ln(\rho) - \rho - \frac{\mu}{k_B T} \rho + \phi + \frac{P}{k_B T} \Theta(r - R) \right]. \quad (28)$$

The procedure to evaluate  $\sigma_s(R)$  and  $\sigma_c(R)$  is now as follows. For a certain fixed value of the fluid volume fraction  $\eta$ , the corresponding chemical potential and pressure are determined from Eqs. (15) and (16). Next, a value for the radius  $R$  is chosen and the Euler-Lagrange equation in Eq. (23) or Eq. (27) is solved numerically to obtain the density profile  $\rho(r)$  (for details, see the excellent review on FMT by Roth in [13]). The density profile thus obtained then directly provides the wall density  $\rho^W \equiv \rho(r = R^+)$  and the radius-dependent surface tension by evaluating the integral in Eq. (24) or Eq. (28). Finally, the curvature coefficients are obtained from a fit of the surface tension and wall density plotted as a function of  $1/R$  and comparing with the expansion in Eqs. (4) and (5) or Eqs. (8) and (9). The fit is carried out by varying the reciprocal radius from 0 to 0.1 in steps of 0.01 in units of  $1/d$ . The resulting 11 data points are then fitted (least-square) to polynomials in  $1/R$  of progressing order starting from a quadratic polynomial to a polynomial of order 7. It is verified that the coefficients in the fit level off with the variation used as an indication of the numerical error.

For the spherical interface, the polynomial fit of  $\sigma_s(R)$  provides values for the coefficients  $\sigma$ ,  $\delta\sigma$ , and the combination  $2k + \bar{k}$ . The results are listed for three fluid volume fractions in Table I.

The values for  $\sigma$  and  $\delta\sigma$  obtained from the polynomial fit of the *wall density* are, within error, equal to those listed in the table.

For the cylindrical interface, the polynomial fit of  $\sigma_c(R)$  again provides values for the coefficients  $\sigma$  and  $\delta\sigma$  (which are consistent with the results in Table I), but the coefficient of the  $1/R^2$  term now yields values for the *rigidity constant*  $k$ . These values are *not equal to zero* within numerical accuracy and are listed separately in Table II. Also listed are the values obtained from the polynomial fit of the *wall density*. Already it is noted that these two approaches are consistent and lead to the conclusion that the bending rigidity is not equal to zero for this system. To further corroborate this result, we consider a third approach in the next section.

TABLE I. Numerical values for the surface tension  $\sigma$  (in units of  $k_B T/d^2$ ), Tolman length  $\delta\sigma$  (in units of  $k_B T/d$ ), and the combination  $2k + \bar{k}$  (in units of  $k_B T$ ) for three values of the volume fraction  $\eta$ . These values are determined from an analysis of the radius dependence of the surface tension of a spherical interface and by a direct evaluation of the expression in Eqs. (33)–(35).

$\eta$	$\sigma$	$\delta\sigma$		$2k + \bar{k}$	
	Eq. (33)	$\sigma_s(R)$	Eq. (34)	$\sigma_s(R)$	Eq. (35)
0.10	−0.022 097 8	−0.001 309 41	−0.001 309 41	0.000 428 974	0.000 428 971
0.20	−0.139 451 6	−0.014 812	−0.014 811	−0.001 420 5	−0.001 420 7
0.30	−0.512 482	−0.073 21	−0.073 18	−0.0161	−0.0161

TABLE II. Numerical values for the bending rigidity  $k$  (in units of  $k_B T$ ) for three values of the volume fraction  $\eta$ . The bending rigidity is determined in three different ways: by an analysis of the radius dependence of the *surface tension* of a cylindrical interface, the radius dependence of the *fluid wall density* of a cylindrical interface, and by a direct evaluation of the expression in Eq. (39).

$\eta$	Bending rigidity $k$ determined via:		
	$\sigma_c(R)$	$\rho_c^W(R)$	Eq. (39)
0.10	0.000 415 172	0.000 415 165	0.000 415 171
0.20	0.000 742 60	0.000 742 51	0.000 742 54
0.30	−0.000 685	−0.000 615	−0.000 619

### III. CURVATURE EXPANSION

In this section, we expand the free energy of the spherical and cylindrical surface systematically to second order in  $1/R$ . The analysis is outlined explicitly for the spherical interface—the analysis of the cylindrical interface is more or less analogous, but we indicate where it differs from that of the sphere.

#### A. Spherical interface

All quantities are expanded to second order in the curvature. In particular, the expansion of the density  $\rho_s(r)$  reads

$$\rho_s(r) = \rho_0(z) + \frac{\rho_1(z)}{R} + \frac{\rho_2(z)}{R^2} + \dots, \quad (29)$$

where  $z \equiv r - R$ . The coefficients in the curvature expansion of the density are determined from the curvature expansion of the Euler-Lagrange equation in Eq. (23). The result is that the (planar) density profile  $\rho_0(z)$  is determined from Eq. (19), and  $\rho_1(z)$  follows from solving

$$0 = \frac{\rho_1(z_1)}{\rho_0(z_1)} + \sum_{\alpha, \beta} \int dz_2 \frac{\partial^2 \phi_0}{\partial n_\alpha^0(z_2) \partial n_\beta^0(z_2)} n_\beta^1(z_1) w_\alpha^0(z_2 - z_1) + \sum_\alpha \int dz_2 \frac{\partial \phi_0}{\partial n_\alpha(z_2)} z_{12} w_\alpha^0(z_2 - z_1) + \int dz_2 \frac{\partial \phi_0}{\partial n_V(z_2)} w_3^0(z_2 - z_1), \quad (30)$$

where  $\phi_0 = \phi(\{n_\alpha^0\})$  and where we have defined  $z_{12} \equiv z_2 - z_1$ . As we show below, it turns out that for the evaluation of the curvature coefficients, it is sufficient to obtain the density profiles  $\rho_0(z)$  and  $\rho_1(z)$  only. Using the expanded density profile, we can then determine the coefficients in the expansion

of  $n_\alpha^s(r)$ :

$$n_\alpha^s(r) = n_\alpha^0(z) + \frac{n_\alpha^1(z)}{R} + \frac{n_\alpha^2(z)}{R^2} + \dots, \quad (31)$$

where  $n_\alpha^0(z)$  is given by Eq. (17) and  $n_\alpha^1(z)$  can be calculated from

$$\begin{aligned} n_2^1(z_1) &= \int dz_2 [\rho_1(z_2) + z_{12}\rho_0(z_2)] w_2^0(z_1 - z_2), \\ n_3^1(z_1) &= \int dz_2 [\rho_1(z_2) + z_{12}\rho_0(z_2)] w_3^0(z_1 - z_2), \end{aligned}$$

$$\begin{aligned} n_V^1(z_1) &= \int dz_2 \{ [\rho_1(z_2) + z_{12}\rho_0(z_2)] w_3^0(z_1 - z_2) \\ &\quad + \rho_0(z_2) w_3^0(z_1 - z_2) \}. \end{aligned} \quad (32)$$

Again, the evaluation of  $n_\alpha^2(z)$  turns out not to be necessary.

The expansions for  $\rho_s(r)$  and  $n_\alpha^s(r)$  are inserted into the expression for the surface tension in Eq. (24). Making a systematic expansion to second order in  $1/R$ , using the Euler-Lagrange equations in Eqs. (19) and (30), one ultimately obtains expressions for the curvature coefficients by comparing to the curvature expansion in Eq. (4). For the surface tension of the planar interface, the result in Eq. (20) is recovered:

$$\frac{\sigma}{k_B T} = \int_{-d/2}^{\infty} dz \left[ \rho_0 \ln(\rho_0) - \rho_0 - \frac{\mu}{k_B T} \rho_0 + \phi_0 + \frac{p}{k_B T} \Theta(z) \right]. \quad (33)$$

For the Tolman length, one obtains

$$\begin{aligned} \frac{\delta\sigma}{k_B T} &= - \int_{-d/2}^{\infty} dz z \left[ \rho_0 \ln(\rho_0) - \rho_0 - \frac{\mu}{k_B T} \rho_0 + \phi_0 + \frac{p}{k_B T} \Theta(z) \right] - \frac{1}{2} \sum_\alpha \int_{-d/2}^{\infty} dz_1 \int_0^{\infty} dz_2 \frac{\partial\phi_0}{\partial n_\alpha^0(z_1)} \rho_0(z_2) z_{12} w_\alpha^0(z_1 - z_2) \\ &\quad - \frac{1}{2} \int_{-d/2}^{\infty} dz_1 \int_0^{\infty} dz_2 \frac{\partial\phi_0}{\partial n_V^0(z_1)} \rho_0(z_2) w_3^0(z_1 - z_2). \end{aligned} \quad (34)$$

For the combination  $2k + \bar{k}$ , one finds

$$\begin{aligned} \frac{2k + \bar{k}}{k_B T} &= \int_{-d/2}^{\infty} dz z^2 \left[ \rho_0 \ln(\rho_0) - \rho_0 - \frac{\mu}{k_B T} \rho_0 + \phi_0 + \frac{p}{k_B T} \Theta(z) \right] + \sum_\alpha \int_{-d/2}^{\infty} dz_1 \int_0^{\infty} dz_2 z_1 \frac{\partial\phi_0}{\partial n_\alpha^0(z_1)} \rho_0(z_2) z_{12} w_\alpha^0(z_1 - z_2) \\ &\quad - \frac{1}{2} \sum_\alpha \int_{-d/2}^{\infty} dz_1 \int_0^{\infty} dz_2 \frac{\partial\phi_0}{\partial n_\alpha^0(z_1)} \rho_1(z_2) z_{12} w_\alpha^0(z_1 - z_2) \\ &\quad + \frac{1}{2} \sum_{\alpha,\beta} \int_{-d/2}^{\infty} dz_1 \int_0^{\infty} dz_2 \frac{\partial^2\phi_0}{\partial n_\alpha^0(z_1) \partial n_\beta^0(z_1)} n_\beta^1(z_1) \rho_0(z_2) z_{12} w_\alpha^0(z_1 - z_2) \\ &\quad + \frac{1}{2} \sum_\beta \int_{-d/2}^{\infty} dz_1 \int_0^{\infty} dz_2 \frac{\partial^2\phi_0}{\partial n_V^0(z_1) \partial n_\beta^0(z_1)} n_\beta^1(z_1) \rho_0(z_2) w_3^0(z_1 - z_2) \\ &\quad + \frac{1}{2} \int_{-d/2}^{\infty} dz_1 \int_0^{\infty} dz_2 \frac{\partial\phi_0}{\partial n_V^0(z_1)} \rho_1(z_2) w_3^0(z_1 - z_2) + \int_{-d/2}^{\infty} dz_1 \int_0^{\infty} dz_2 \frac{\partial\phi_0}{\partial n_V^0(z_1)} \rho_0(z_2) z_2 w_3^0(z_1 - z_2). \end{aligned} \quad (35)$$

By solving the density profile  $\rho_0(z)$  from Eq. (19) and  $\rho_1(z)$  from Eq. (30), these coefficients can all be evaluated directly without having to determine the full radius-dependent surface tension as a function of  $1/R$ . It is therefore no surprise that this route to the evaluation of the curvature coefficients is much more convenient. To compare our results to the results by Bryk *et al.* listed in their Table I [11], we need to take care of the fact that in their analysis the location of the radius is defined according to the location of the “actual surface” which accounts for the fact that the molecule’s center of mass is half a diameter away from the surface when it interacts with the hard wall,  $R_{\text{actual}} = R - d/2$ . The curvature coefficients are then shifted according to the following transformation:

$$\begin{aligned} (\sigma)_{R-d/2} &= \sigma + \frac{pd}{2}, \quad (\delta\sigma)_{R-d/2} = \delta\sigma - \frac{pd^2}{8} - \frac{\sigma d}{2}, \\ (2k + \bar{k})_{R-d/2} &= 2k + \bar{k} + \frac{pd^3}{24} + \frac{\sigma d^2}{4} - \delta\sigma d. \end{aligned} \quad (36)$$

The form of these transformations is derived by shifting the location of the  $z = 0$  plane by a distance  $d/2$  in the expressions in Eqs. (33)–(35).

The results for  $\sigma$ ,  $\delta\sigma$ , and the combination  $2k + \bar{k}$  are plotted in Fig. 1 as the solid lines. Also shown in Fig. 1 are the calculations from Bryk *et al.* [11] (circular symbols), computer simulation results by Laird *et al.* [21,22] (square symbols), and scaled particle theory (SPT) [27] (dashed lines), for which the expressions read

$$\begin{aligned} \frac{\sigma d^2}{k_B T} &= \frac{3\eta(2 + \eta)}{2\pi(1 - \eta)^2}, \\ \frac{\delta\sigma d}{k_B T} &= -\frac{3\eta}{4\pi(1 - \eta)}, \quad (\text{SPT}) \\ \frac{2k + \bar{k}}{k_B T} &= -\frac{1}{4\pi} \ln(1 - \eta). \end{aligned} \quad (37)$$

From the results in Fig. 1 it is concluded that the curvature coefficients calculated using Eqs. (33)–(35) are consistent with those obtained by Bryk *et al.* [11], although there seems to be some small discrepancy for the combination  $2k + \bar{k}$  at larger volume fractions. We will come back to this point in Sec. IV.

### B. Cylindrical interface

The analysis for the cylindrical interface is more or less analogous to that of the spherical interface, with one notable difference being that the weight functions  $w_\alpha^c(r_1, r_2)$  in Eq. (26) also need to be expanded in  $1/R$ :

$$\begin{aligned} w_2^c(r_1, r_2) &= w_2^0(z_1 - z_2) \left( 1 + \frac{d^2/4 - z_{12}^2}{16R^2} + \dots \right), & w_3^c(r_1, r_2) &= w_3^0(z_1 - z_2) \left( 1 + \frac{d^2/4 - z_{12}^2}{32R^2} + \dots \right), \\ w_3^c(r_1, r_2) &= w_3^0(z_1 - z_2) \left( 1 + \frac{3(d^2/4 - z_{12}^2)}{32R^2} + \dots \right), & w_V^c(r_1, r_2) &= w_V^0(z_1 - z_2) \left( 1 + \frac{d^2/4 - z_{12}^2}{16R^2} + \dots \right). \end{aligned} \quad (38)$$

Following the same procedure as for the spherical interface, the expressions for  $\sigma$  and  $\delta\sigma$  in Eqs. (33) and (34) are recovered, and one obtains as an expression for the bending rigidity  $k$ :

$$\begin{aligned} \frac{k}{k_B T} &= -\frac{1}{4} \sum_\alpha \int_{-d/2}^\infty dz_1 \int_0^\infty dz_2 \frac{\partial \phi_0}{\partial n_\alpha^0(z_1)} \rho_1(z_2) z_{12} w_\alpha^0(z_1 - z_2) \\ &+ \frac{1}{4} \sum_{\alpha, \beta} \int_{-d/2}^\infty dz_1 \int_0^\infty dz_2 \frac{\partial^2 \phi_0}{\partial n_\alpha^0(z_1) \partial n_\beta^0(z_1)} n_\beta^1(z_1) \rho_0(z_2) z_{12} w_\alpha^0(z_1 - z_2) \\ &+ \frac{1}{4} \sum_\beta \int_{-d/2}^\infty dz_1 \int_0^\infty dz_2 \frac{\partial^2 \phi_0}{\partial n_V^0(z_1) \partial n_\beta^0(z_1)} n_\beta^1(z_1) \rho_0(z_2) w_3^0(z_1 - z_2) \\ &+ \frac{1}{8} \sum_\alpha \int_{-d/2}^\infty dz_1 \int_0^\infty dz_2 \frac{\partial \phi_0}{\partial n_\alpha^0(z_1)} \rho_0(z_2) \left( \frac{d^2}{4} - 3z_{12}^2 \right) w_\alpha^0(z_1 - z_2) \\ &- \frac{1}{16} \int_{-d/2}^\infty dz_1 \int_0^\infty dz_2 \frac{\partial \phi_0}{\partial n_3^0(z_1)} \rho_0(z_2) \left( \frac{d^2}{4} - z_{12}^2 \right) w_3^0(z_1 - z_2) \\ &+ \frac{1}{4} \int_{-d/2}^\infty dz_1 \int_0^\infty dz_2 \frac{\partial \phi_0}{\partial n_V^0(z_1)} \rho_1(z_2) w_3^0(z_1 - z_2) + \frac{1}{2} \int_{-d/2}^\infty dz_1 \int_0^\infty dz_2 \frac{\partial \phi_0}{\partial n_V^0(z_1)} \rho_0(z_2) z_{12} w_3^0(z_1 - z_2), \end{aligned} \quad (39)$$

where  $\rho_1(z)$  and  $n_\alpha^1(z)$  are the same as in the spherical analysis. It is noteworthy that since no reference to the location of the  $z = 0$  plane is made in this expression, the bending rigidity is *independent* of the choice for the location of the radius  $R$ , i.e.,  $(k)_{R-d/2} = k$ . In this respect, the bending rigidity is a much more inherent property of the interface in question. The result of the evaluation of the bending rigidity using Eq. (39) is shown as the solid line in Fig. 2. The open circles and crosses are the previous results for  $k$  listed in Table II. Also shown are very recent computer simulation results by Laird *et al.* [21] (solid circles).

Figure 2 is the main result of this article. It shows that the bending rigidity is definitively *not equal to zero* in the context of FMT theory for a hard-sphere fluid near a hard wall and the Hadwiger theorem *does not apply* in this case. We have shown this via three more or less independent approaches which agree within numerical accuracy with each other. A further corroboration of this result are the computer simulation results by Laird *et al.* [21]; although the agreement is not quantitative, the shape of the volume fraction dependence of  $k$  is strikingly similar.

Finally, we would like to mention that by combining the expressions in Eqs. (35) and (39), an expression for the rigidity constant associated with Gaussian curvature may be obtained:

$$\begin{aligned} \frac{\bar{k}}{k_B T} &= \int_{-d/2}^\infty dz z^2 \left[ \rho_0 \ln(\rho_0) - \rho_0 - \frac{\mu}{k_B T} \rho_0 + \phi_0 + \frac{P}{k_B T} \Theta(z) \right] + \sum_\alpha \int_{-d/2}^\infty dz_1 \int_0^\infty dz_2 z_1 \frac{\partial \phi_0}{\partial n_\alpha^0(z_1)} \rho_0(z_2) z_{12} w_\alpha^0(z_1 - z_2) \\ &+ \int_{-d/2}^\infty dz_1 \int_0^\infty dz_2 z_1 \frac{\partial \phi_0}{\partial n_V^0(z_1)} \rho_0(z_2) w_3^0(z_1 - z_2) - \frac{1}{4} \sum_\alpha \int_{-d/2}^\infty dz_1 \int_0^\infty dz_2 \frac{\partial \phi_0}{\partial n_\alpha^0(z_1)} \rho_0(z_2) \left( \frac{d^2}{4} - 3z_{12}^2 \right) w_\alpha^0(z_1 - z_2) \\ &+ \frac{1}{8} \int_{-d/2}^\infty dz_1 \int_0^\infty dz_2 \frac{\partial \phi_0}{\partial n_3^0(z_1)} \rho_0(z_2) \left( \frac{d^2}{4} - z_{12}^2 \right) w_3^0(z_1 - z_2). \end{aligned} \quad (40)$$

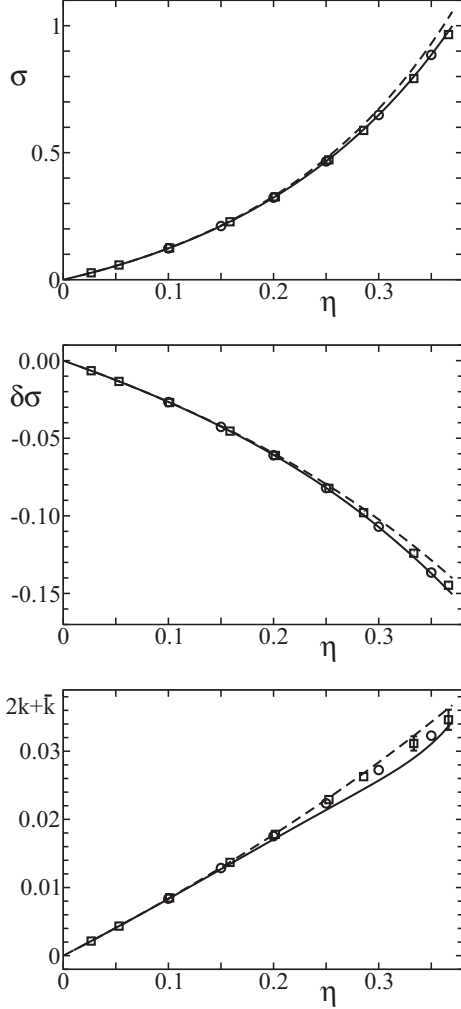


FIG. 1. Various curvature coefficients as a function of the fluid volume fraction: (a) surface tension  $\sigma$  (in units of  $k_B T/d^2$ ), (b) Tolman length  $\delta\sigma$  (in units of  $k_B T/d$ ), and (c) the combination  $2k + \bar{k}$  (in units of  $k_B T$ ). The drawn lines are the results calculated using Eqs. (33)–(35), transformed according to Eq. (36) so that the radius is defined as that of the “actual surface.” Circular symbols are results from Bryk *et al.* [11], square symbols are the computer simulation results by Laird *et al.* [21,22], and the dashed line is the SPT result in Eq. (37).

Note that  $\bar{k}$  can be evaluated from the properties of the planar interface only, a result that is consistent with similar expressions for the liquid-vapor interface [20].

#### IV. DISCUSSION

We have shown that the bending rigidity is not equal to zero in the context of FMT theory for a hard-sphere fluid near a hard wall and that the Hadwiger theorem does not apply in this case. Evidence for this conclusion is shown in Fig. 2, where the results of three independent approaches are shown to agree within numerical accuracy. It is noteworthy that the bending rigidity changes sign from positive to negative as a function of increasing fluid volume fraction. It is smaller than the rigidity constant associated with Gaussian rigidity roughly by an order of magnitude.

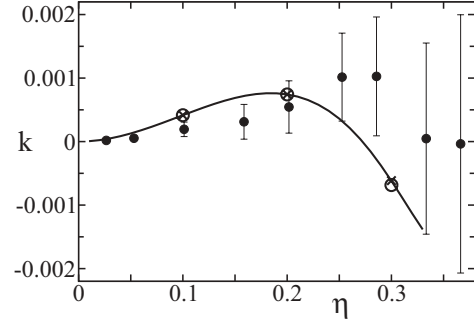


FIG. 2. Bending rigidity  $k$  (in units of  $k_B T$ ) as a function of the fluid volume fraction. The drawn line is the result calculated from Eq. (39); open circles and crosses are the previous results listed in Table II; solid circles are the computer simulation results by Laird *et al.* [21].

The reduced magnitude of  $k$  may certainly be partly responsible for the fact that in a previous analysis [7] it was hard to distinguish it from zero. Another possible source for the discrepancy may be due to a different fit procedure used to extract the curvature coefficients from the radius dependence of the surface tension and wall density. A comparison between our analysis and the analysis in Refs. [7,8,11] shows that while numerical results for  $\sigma_s(R)$  agree to within a high degree of accuracy [28], the difference in fit procedure leads to a fitted value for  $2k + \bar{k}$  that may differ by as much as 10% [see Fig. 1(c)]. One may very well speculate that the difference in fit procedure used may also have consequences for the fitted value obtained for  $k$ .

The question now remains, what is the underlying physics of the Hadwiger theorem? The Hadwiger theorem is not merely some abstract notion from mathematics, and one should be able to understand more microscopically when the conditions (i.e., additivity) that lead to it are fulfilled. To address this question, let us consider the general form of the mean-field expressions for the surface tension in spherical [Eq. (24)] and cylindrical geometry [Eq. (28)] [29]:

$$\sigma_s(R) = \int dr \left(\frac{r}{R}\right)^2 \Pi_s(r), \quad \sigma_c(R) = \int dr \left(\frac{r}{R}\right) \Pi_c(r), \quad (41)$$

where  $\Pi(r)$  depends on the distribution of the fluid density  $\rho(r)$  in the interfacial region and may be referred to as the excess free-energy density or (the negative of) the excess lateral pressure [29].

Now, if it is assumed that the lateral pressure is *independent* of  $R$ , i.e.,  $\Pi(r) = \Pi_0(z)$ , then the only radius dependence in Eq. (41) is due to the geometric factors  $(r/R)^2$  and  $(r/R)$ . Therefore, we immediately conclude from Eq. (41) that

$$\begin{aligned} \sigma &= \int dz \Pi_0(z), & \delta\sigma &= - \int dz z \Pi_0(z), \\ \bar{k} &= \int dz z^2 \Pi_0(z), \end{aligned} \quad (42)$$

and the bending rigidity  $k$  is zero. Furthermore, all the higher-order terms in the expansion in  $1/R$  are absent. (It was Helfrich himself who derived these “geometrical expressions” in terms of progressing moments of the excess lateral pressure [30].)

These results correspond *precisely* to the predictions of the Hadwiger theorem so that we may conclude that the Hadwiger theorem corresponds to the following statement:

$$\text{Hadwiger theorem} \iff \Pi(r) = \Pi_0(z). \quad (43)$$

This means that the Hadwiger theorem applies when the fluid molecules do not rearrange themselves when the curvature of the interface is changed. Certainly, theoretical models may be constructed in which such a rearrangement does not occur, but in general this is certainly not the case. To explore this curvature dependence, we expand  $\Pi_s(r)$  for a spherical interface in  $1/R$ :

$$\Pi_s(r) = \Pi_0(z) + \frac{\Pi_1(z)}{R} + \dots \quad (44)$$

Szleifer and co-workers [31] already showed that the bending rigidity  $k$  is then expressed as

$$k = \frac{1}{2} \int dz z \Pi_1(z), \quad (45)$$

which explicitly demonstrates the conclusion that  $k$  results from the (possible) rearrangement of molecules when the curvature of the interface is changed. An example of such a rearrangement of molecules as described by the density profile  $\rho_1(z)$  is shown in Fig. 3 for  $\eta = 0.3$ .

Now, one could argue that the vanishing of the bending rigidity is simply a matter of length scale [7]. The length scale associated with the molecular rearrangement due to curvature is the width of the interfacial region  $\xi$ , which is small compared any to *macroscopic* length scale unless the system is critical

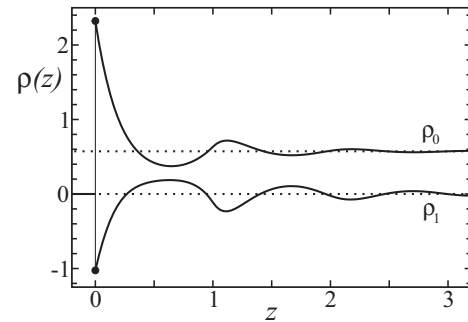


FIG. 3. Density profiles  $\rho_0(z)$  (in units of  $1/d^3$ ) and  $\rho_1(z)$  (in units of  $1/d^2$ ) as a function of  $z$  (in units of  $d$ ) for  $\eta = 0.3$ . The values at  $z = 0$  correspond to the pressure  $\rho_0(0^+) = p/k_B T$  and (twice) the surface tension  $\rho_1(0^+) = 2\sigma/k_B T$ ; cf. Eq. (8).

[25] or when a macroscopic wetting layer is present [32–34]. However, the same argument would apply to *all* the curvature coefficients, and in particular to the rigidity constant associated with Gaussian curvature which scales similarly to the bending rigidity.

#### ACKNOWLEDGMENTS

I am grateful to Roland Roth for bringing this topic to my attention. Further discussions with him and Bob Evans are greatly appreciated. I would also like to thank Brian Laird for communicating his simulation results prior to publication.

- 
- [1] W. Helfrich, *Z. Naturforsch. C* **28**, 693 (1973).  
 [2] For reviews, see *Micelles, Membranes, Microemulsions, and Monolayers*, edited by W. M. Gelbart, A. Ben-Shaul, and D. Roux (Springer, New York, 1994); *Statistical Mechanics of Membranes and Surfaces*, edited by D. Nelson, T. Piran, and S. Weinberg (World Scientific, Singapore, 1988).  
 [3] S. A. Safran, *Statistical Thermodynamics of Surfaces, Interfaces, and Membranes* (Addison-Wesley, Reading, MA, 1994).  
 [4] R. C. Tolman, *J. Chem. Phys.* **17**, 333 (1949).  
 [5] E. M. Blokhuis and D. Bedeaux, *J. Chem. Phys.* **97**, 3576 (1992).  
 [6] E. M. Blokhuis and J. Kuipers, *J. Chem. Phys.* **124**, 074701 (2006).  
 [7] P.-M. König, R. Roth, and K. R. Mecke, *Phys. Rev. Lett.* **93**, 160601 (2004).  
 [8] P.-M. König, P. Bryk, K. R. Mecke, and R. Roth, *Europhys. Lett.* **69**, 832 (2005).  
 [9] H. Hadwiger, *Vorlesungen über Inhalt, Oberfläche und Isoperimetrie* (Springer, Berlin, 1957).  
 [10] K. R. Mecke, *Int. J. Mod. Phys. B* **12**, 861 (1998).  
 [11] P. Bryk, R. Roth, K. R. Mecke, and S. Dietrich, *Phys. Rev. E* **68**, 031602 (2003).  
 [12] Y. Rosenfeld, *Phys. Rev. Lett.* **63**, 980 (1989).  
 [13] R. Roth, *J. Phys.: Condens. Matter* **22**, 063102 (2010).  
 [14] J. L. Lebowitz, *Phys. Fluids* **3**, 64 (1960).  
 [15] J. R. Henderson, *Mol. Phys.* **50**, 741 (1983).  
 [16] J. R. Henderson, in *Fluid Interfacial Phenomena*, edited by C. A. Croxton (Wiley, New York, 1986).  
 [17] E. M. Blokhuis and J. Kuipers, *J. Chem. Phys.* **126**, 054702 (2007).  
 [18] E. M. Blokhuis (unpublished).  
 [19] The absence of this term leads to the striking result in Fig. 3 in Ref. [7]. It is, however, unrelated to the question of whether the bending rigidity vanishes or not.  
 [20] E. M. Blokhuis and D. Bedeaux, *Mol. Phys.* **80**, 705 (1993).  
 [21] B. B. Laird, A. Hunter, and R. L. Davidchack, *Phys. Rev. E* **86**, 060602 (2012).  
 [22] B. B. Laird and R. L. Davidchack, *J. Chem. Phys.* **132**, 204101 (2010).  
 [23] R. Roth, R. Evans, A. Lang, and G. Kahl, *J. Phys.: Condens. Matter* **14**, 12063 (2002); Y.-X. Yu and J. Z. Wu, *J. Chem. Phys.* **117**, 10156 (2002).  
 [24] N. F. Carnahan and K. E. Starling, *Phys. Rev. A* **1**, 1672 (1970).  
 [25] J. S. Rowlinson and B. Widom, *Molecular Theory of Capillarity* (Clarendon, Oxford, 1982).  
 [26] P. F. Byrd and M. D. Friedman, *Handbook of Elliptic Integrals for Engineers and Physicists* (Springer-Verlag, Berlin, 1954).  
 [27] H. Reiss, H. L. Frisch, E. Helfand, and J. L. Lebowitz, *J. Chem. Phys.* **32**, 119 (1960).  
 [28] R. Roth (private communication).



- [29] E. M. Blokhuis, H. N. W. Lekkerkerker, and I. Szleifer, *J. Chem. Phys.* **112**, 6023 (2000).
- [30] W. Helfrich in *Physics of Defects*, Les Houches, edited by R. Balian *et al.* (North-Holland, Amsterdam, 1981).
- [31] I. Szleifer, D. Kramer, A. Ben-Shaul, W. M. Gelbart, and S. A. Safran, *J. Chem. Phys.* **92**, 6800 (1990); I. Szleifer, D. Kramer, A. Ben-Shaul, D. Roux, and W. M. Gelbart, *Phys. Rev. Lett.* **60**, 1966 (1988).
- [32] R. Evans, R. Roth, and P. Bryk, *Europhys. Lett.* **62**, 815 (2003).
- [33] R. Evans, J. R. Henderson, and R. Roth, *J. Chem. Phys.* **121**, 12074 (2004).
- [34] M. C. Stewart and R. Evans, *Phys. Rev. E* **71**, 011602 (2005).