

Eulerian field-theoretic closure formalisms for fluid turbulence

Arjun Berera*

School of Physics and Astronomy, University of Edinburgh, JCMB, The Kings' Buildings, Edinburgh EH9 3JZ, United Kingdom

Matthew Salewski†

Fachbereich Physik, Philipps-Universität Marburg, Renthof 6, Marburg 35037, Germany

W. D. McComb‡

School of Physics and Astronomy, University of Edinburgh, JCMB, The Kings' Buildings, Edinburgh EH9 3JZ, United Kingdom

(Received 1 May 2012; published 7 January 2013)

The formalisms of Wyld [Ann. Phys. **14**, 143 (1961)] and Martin, Siggia, and Rose (MSR) [Phys. Rev. A **8**, 423 (1973)] address the closure problem of a statistical treatment of homogeneous isotropic turbulence (HIT) based on techniques primarily developed for quantum field theory. In the Wyld formalism, there is a well-known double-counting problem, for which an *ad hoc* solution was suggested by Lee [Ann. Phys. **32**, 292 (1965)]. We show how to implement this correction in a more natural way from the basic equations of the formalism. This leads to what we call the *Improved Wyld-Lee Renormalized Perturbation Theory*. MSR had noted that their formalism had more vertex functions than Wyld's formalism and based on this felt Wyld's formalism was incorrect. However a careful comparison of both formalisms here shows that the Wyld formalism follows a different procedure to that of the MSR formalism and so the treatment of vertex corrections appears in different ways in the two formalisms. Taking that into account, along with clarifications made to both formalisms, we find that they are equivalent and we demonstrate this up to fourth order.

DOI: [10.1103/PhysRevE.87.013007](https://doi.org/10.1103/PhysRevE.87.013007)

PACS number(s): 47.27.Ak, 47.27.ef, 47.27.eb

I. INTRODUCTION**A. Closure theories and formalisms in turbulence**

In turbulence, statistical closures are techniques employed to close the moment-hierarchy established in a statistical treatment of the Navier-Stokes equation (NSE). Such theories postulate a relationship between high- and low-order moments by way of physical arguments. The goal is to accurately describe and predict the statistics of a turbulent system while maintaining a strong connection to the underlying dynamics of the NSE. Closure theories can, in principle, allow efficient computation of turbulent statistics without the computationally intensive demands of Direct Numerical Simulation (DNS) [1]. This feature makes closure theories particularly attractive when computational power is limited. Although the ability to compute the full Navier-Stokes equations using DNS is currently and increasingly more tractable, closure-based computations are still able to provide useful insights into turbulent systems at a much smaller computational cost.

The analytic study of turbulence can be classified into different formalisms from which specific closure theories can be constructed. Two key formalisms which have developed, and are the focus of this paper, are the Wyld [2] and Martin, Siggia, and Rose (MSR) [3] formalisms. The closure theories themselves that can be obtained from these formalisms can be further classified into two main groups, Eulerian and Lagrangian, distinguished by the reference frame from which the dynamics is described. The former describes a fluid from

a “lab,” where the fluid moves relative to a fixed frame of reference outside the fluid. In particular this is the frame of the Navier-Stokes equations. The Lagrangian description is in fact a reformulation of fluid dynamics that calculates statistics by following fluid particles. The work presented here does not consider the Lagrangian closures but instead focuses on those of the standard Eulerian formulation.

One of the earliest closures for homogeneous isotropic turbulence was the quasi-normal approximation. In this approximation the fourth-order correlation is written in terms of products of second-order correlations [4,5]. However turbulence has highly non-Gaussian correlations and so the resultant predictions from this simple approximation were inadequate, in fact leading to total kinetic energy having negative values [6]. The failure of quasinormality triggered research that made improvements upon it, resulting in the EDQNM methods (see, for example, Ref. [7]), which are a subset of the more general class of Renormalized Perturbation Theories (RPTs). The RPT approach resums certain selected infinite terms from the conventional perturbation expansion. The underlying idea is these resummations can capture essential nonperturbative physics of turbulence. There is a body of literature that has grown up around this work and some principle sources elaborating these directions are the books by Leslie [8] and McComb [9].

B. Equations and quantities

The main focus of the theories described above is to compute the two-point, two-time correlation function, $\langle u_\alpha(\mathbf{x}, t) u_\beta(\mathbf{x}', t') \rangle$, of a homogeneous and isotropic field of incompressible fluid turbulence. Although this quantity is defined in real space, we will find it easier to start with the

*ab@ph.ed.ac.uk

†matthew.salewski@physik.uni-marburg.de

‡wdm@ph.ed.ac.uk

spectral Navier-Stokes equation (NSE),

$$(\partial_t + \nu k^2)\tilde{u}_\alpha(\mathbf{k}, t) = \tilde{f}_\alpha(\mathbf{k}, t) + M_{\alpha\beta\gamma}^{(0)}(\mathbf{k}) \times \int_{\mathbf{j}+\mathbf{l}=\mathbf{k}} d^3j d^3l \tilde{u}_\beta(\mathbf{j}, t)\tilde{u}_\gamma(\mathbf{l}, t), \quad (1)$$

defined using the following Fourier convention:

$$a_\alpha(\mathbf{x}, t) = \int d\mathbf{k} \tilde{a}_\alpha(\mathbf{k}, t)e^{i\mathbf{k}\cdot\mathbf{x}}, \quad (2)$$

$$\tilde{a}_\alpha(\mathbf{k}, t) = \frac{1}{(2\pi)^3} \int d\mathbf{x} a_\alpha(\mathbf{x}, t)e^{-i\mathbf{k}\cdot\mathbf{x}},$$

where for the velocity field $a = u$ and for the forcing $a = f$. The notation $\mathbf{j} + \mathbf{l} = \mathbf{k}$ under the integral signs indicates that the integration variables are constrained under convolution. Note that the pressure term has been removed using the continuity equation, $\mathbf{k} \cdot \tilde{\mathbf{u}}(\mathbf{k}, t) = 0$, and that this results in the introduction of the tensor $M_{\alpha\beta\gamma}^{(0)}(\mathbf{k})$. Formally, it is called the ‘‘momentum transfer operator’’ (see Ref. [9]) and is defined as

$$M_{\alpha\beta\gamma}^{(0)}(\mathbf{k}) \equiv \frac{1}{2i} \left(k_\beta \delta_{\alpha\gamma} - \frac{k_\alpha k_\beta k_\gamma}{k^2} + k_\gamma \delta_{\alpha\beta} - \frac{k_\alpha k_\beta k_\gamma}{k^2} \right) \quad (3)$$

$$\equiv \frac{1}{2i} [k_\beta P_{\alpha\gamma}(\mathbf{k}) + k_\gamma P_{\alpha\beta}(\mathbf{k})]. \quad (4)$$

The tensors in the last line are a result of the isotropy and are defined to be

$$P_{\alpha\beta}(\mathbf{k}) = \delta_{\alpha\beta} - \frac{k_\alpha k_\beta}{k^2}. \quad (5)$$

We use this formulation of the NSE to then derive an expression for the spectral correlation function,

$$C_{\alpha\alpha'}(\mathbf{k}; t, t') \delta(\mathbf{k} + \mathbf{k}') \equiv \langle \tilde{u}_\alpha(\mathbf{k}, t)\tilde{u}_{\alpha'}(\mathbf{k}', t') \rangle, \quad (6)$$

which we can later inverse transform to real space. However, it is well known that the nonlinear term prevents a statistical treatment of the NSE from giving a closed set of equations; an equation for the (two-point) correlation function requires knowledge of the three-point correlation function, and so on. The formalisms described in this paper are attempts to circumvent this problem in a systematic way. We first turn to a famous example of a Renormalized Perturbation Theory.

C. Example: The Direct Interaction Approximation

Kraichnan’s Direct Interaction Approximation (DIA) [10–12] pioneered the renormalized perturbation theory approach to homogeneous isotropic turbulence. The basic idea of this approach was to focus on two quantities, the velocity correlation function and the response propagator function, and obtain approximate equations to calculate them.

The main hypothesis of the DIA was that the wave-vector interactions in the nonlinear term would be dominated by a single triad satisfying $\mathbf{k} = \mathbf{j} + \mathbf{l}$. Kraichnan exploited this concept and used it to create a unique perturbation expansion that could be used to bring about a closure to the statistical hierarchy. Ultimately, he derived a closed set of equations that use only these so-called directly interacting wave vectors. In the final form, the set includes an equation of motion for the exact correlation function of velocity-field coefficients,

$$(\partial_t + \nu k^2)C_{\alpha\alpha'}(\mathbf{k}; t, t') = M_{\alpha\beta\gamma}^{(0)}(\mathbf{k}) \int_{\mathbf{j}+\mathbf{l}=\mathbf{k}} d^3j d^3l \left\{ 2 \int_{-\infty}^t ds R_{\beta\beta'}(\mathbf{j}; t, s) M_{\beta'\delta\epsilon}^{(0)}(\mathbf{j}) C_{\gamma\delta}(\mathbf{l}; t, s) C_{\epsilon\alpha'}(-\mathbf{k}; s, t') \right. \\ \left. - \int_{-\infty}^{t'} ds R_{\alpha'\bar{\alpha}}(-\mathbf{k}; t', s) M_{\bar{\alpha}\beta'\gamma'}^{(0)}(\mathbf{k}) C_{\gamma\gamma'}(\mathbf{l}; t, s) C_{\beta\beta'}(\mathbf{j}; t, s) \right\}, \quad (7)$$

along with an evolution equation for a quantity known as the renormalized propagator function, $R_{\alpha\alpha'}(\mathbf{k}; t, t')$,

$$(\partial_t + \nu k^2)R_{\alpha\alpha'}(\mathbf{k}; t, t') - 4M_{\alpha\beta\gamma}^{(0)}(\mathbf{k}) \int_{\mathbf{j}+\mathbf{l}=\mathbf{k}} d^3j d^3l \left\{ \int_{t'}^t ds R_{\beta\beta'}(\mathbf{j}; t, s) M_{\beta'\gamma'\bar{\alpha}}^{(0)}(\mathbf{j}) C_{\gamma\gamma'}(\mathbf{l}; t, s) R_{\bar{\alpha}\alpha'}(-\mathbf{k}; s, t') \right\} = P_{\alpha\alpha'}(\mathbf{k})\delta(t - t'). \quad (8)$$

We give these equations without derivation so that comparisons can be made later in the following sections; more information can be found in his original papers as well as in Beran [13], McComb [9,14], Kida and Gotoh [15], and Krommes [16]. Leslie’s book [8] is largely dedicated to Kraichnan’s works from this period and provides many insights.

The DIA, although successful in low- to moderate-Reynolds numbers, fails to produce a Kolmogorov inertial range. Kraichnan himself showed that the DIA gives an inertial range with $k^{-3/2}$ [11] and suggested that the DIA does not properly deal with the indirect interactions [17,18], manifest by the DIA’s inability to decouple the large scales from the viscous scales [7,9,14]. As will later be seen the momentum transfer terms are in effect vertex functions. The indirect interactions are intrinsically associated with these vertex functions leading

to the notion that ‘‘the whole problem of strong turbulence is contained in a proper treatment of vertex renormalization’’ [3].

The success and failings of the DIA led to further closures based on renormalized perturbation theories. Notable ones are those of Nakano [19], and the Local Energy Transfer (LET) theory of McComb [9,20–30], the latter being the only purely Eulerian theory which is compatible with the Kolmogorov inertial range. Convinced of the perceived intrinsic failings of the DIA based on an Eulerian framework, Kraichnan reformulated fluid dynamics to use Lagrangian variables and produced the Lagrangian-DIA [31]. This also led to many off-shoots notably those of Kraichnan [8,9,32] and the LRA of Kaneda [33,34] and Kida and Goto [15]. The Eulerian-DIA still enjoys some use notably in the regularized-DIA (RDIA) of Frederiksen [35–38]. For completeness, we should mention

the separate line of development, the functional formalism of Hopf [39], leading to the self-consistent theories of Edwards [40] and Herring [41,42].

The sections to follow detail the two formalisms of Wyld and MSR that aim to achieve a statistical closure which properly deals with both the direct and indirect interactions. Both formalisms can be applied more generally to classical dynamics systems, but in their original papers were applied to turbulence. It will be argued that both formalisms, although having different methodology, are equivalent; it will be explicitly shown that both formalisms obtain at lowest order the DIA and also agree up to, and including, fourth order in the perturbative expansion.

II. THE WYLD FORMALISM

The Wyld formalism [2] is a perturbative analysis of the statistical turbulence. It represents one of the earlier attempts [19,43] to extend the methods of quantum field theory (QFT), specifically those of diagrammatic representation, to the problem of classical turbulence.

In the approach used by Wyld, the velocity field is expanded in a perturbation series, with an associated diagrammatic representation, which then is used in a statistical average to obtain the two-point velocity correlation function. As the perturbation series are in fact infinite, a systematic renormalization method is employed to reduce the series into a more manageable form. This results in integral equations, which at lowest nontrivial order, reproduce the Kraichnan DIA result. We show in Sec. IIC that Wyld's original renormalization procedure suffered double-counting issues as noted by Lee [44] and offer a formal procedure that can remedy this problem.

A. Wyld's perturbation method

The main focus in examining Wyld's method is the renormalization procedure. However, the fundamental or "bare" equations must be established prior to renormalization. The following briefly explains Wyld's construction of the velocity correlation function via a perturbation expansion of the velocity field. There are a few places in which the following summary of Wyld's method deviates from his original work and this will be pointed out below. However, these differences do not change in any essential way his original analysis.

1. Wyld's perturbation expansion

Once again, we start with the NSE in Fourier space:

$$\begin{aligned} (\partial_t + \nu k^2) \tilde{u}_\alpha(\mathbf{k}, t) \\ = \tilde{f}_\alpha(\mathbf{k}, t) + M_{\alpha\beta\gamma}^{(0)}(\mathbf{k}) \int d^3\mathbf{j} \tilde{u}_\beta(\mathbf{j}, t) \tilde{u}_\gamma(\mathbf{k} - \mathbf{j}, t). \end{aligned} \quad (9)$$

It must be pointed out that our approach already differs somewhat from Wyld's in that he also Fourier transformed the time variable. As such, in the Wyld analysis the wave vector \mathbf{k} and wave frequency ω are then lumped together into a four vector $k \equiv (\mathbf{k}, -\omega)$, and the tensorial NSE is abandoned in favor of a simpler one-dimensional "model" equation. We will not make any of these changes, and rather work directly with the three-dimensional NSE. However, we will follow the basic formalism set up by Wyld.

Inverting the linear differential operator on the left-hand side of (9) to the right-hand side results in the following form of the NSE:

$$\begin{aligned} \tilde{u}_\alpha(\mathbf{k}, t) = \int_{-\infty}^t dt' R_{\alpha\alpha'}^{(0)}(\mathbf{k}; t, t') \tilde{f}_{\alpha'}(\mathbf{k}, t') \\ + \lambda \int_{-\infty}^t dt' R_{\alpha\alpha'}^{(0)}(\mathbf{k}; t, t') M_{\alpha'\beta\gamma}^{(0)}(\mathbf{k}) \\ \times \int d^3\mathbf{j} \tilde{u}_\beta(\mathbf{j}, t') \tilde{u}_\gamma(\mathbf{k} - \mathbf{j}, t'). \end{aligned} \quad (10)$$

A bookkeeping parameter λ has been multiplied to the nonlinear term for the purposes of the perturbation expansion; it will later be set equal to unity. The next step is to consider a perturbation expansion of the NSE:

$$\tilde{u}_\alpha(\mathbf{k}, t) = \tilde{u}_\alpha^{(0)}(\mathbf{k}, t) + \lambda \tilde{u}_\alpha^{(1)}(\mathbf{k}, t) + \lambda^2 \tilde{u}_\alpha^{(2)}(\mathbf{k}, t) + \dots \quad (11)$$

This can be substituted for each velocity field in Eq. (10), and then expressions can be matched by powers of λ . At the lowest order,

$$\tilde{u}_\alpha^{(0)}(\mathbf{k}, t) = \int_{-\infty}^t dt' R_{\alpha\alpha'}^{(0)}(\mathbf{k}; t, t') \tilde{f}_{\alpha'}(\mathbf{k}, t'), \quad (12)$$

and one can establish a response function $R_{\alpha\beta}^{(0)}(\mathbf{k}; t, t')$ such that

$$(\partial_t + \nu k^2) [R_{\alpha\beta}^{(0)}(\mathbf{k}; t, t')] = P_{\alpha\beta}(\mathbf{k}) \delta(t - t'). \quad (13)$$

Already, it may be seen that there are many variables, arguments, and indices to keep track of; therefore it is useful here to introduce a reduced notation:

$$\tilde{u}_\alpha^{(0)}(\mathbf{k}, t) \rightarrow \tilde{u}_{\mathbf{k}}^{(0)}, \quad (14a)$$

$$R_{\alpha\beta}^{(0)}(\mathbf{k}; t, t') \rightarrow R_{\mathbf{k}}^{(0)}, \quad (14b)$$

$$M_{\alpha\beta\gamma}^{(0)}(\mathbf{k}) \int d^3\mathbf{j} \rightarrow M_{\mathbf{k}}^{(0)}. \quad (14c)$$

This notation will be less cumbersome for the reader to follow; vector indices and time arguments can be determined later where needed. The spectral NSE in the new notation becomes

$$(\partial_t + \nu k^2) \tilde{u}_{\mathbf{k}} = \tilde{f}_{\mathbf{k}} + \lambda M_{\mathbf{k}}^{(0)} \tilde{u}_{\mathbf{j}} \tilde{u}_{\mathbf{k}-\mathbf{j}}, \quad (15)$$

and the equations [Eqs. (10) and (11)] used for the perturbative treatment are now, respectively,

$$\tilde{u}_{\mathbf{k}} = R_{\mathbf{k}}^{(0)} \tilde{f}_{\mathbf{k}} + \lambda R_{\mathbf{k}}^{(0)} M_{\mathbf{k}}^{(0)} \tilde{u}_{\mathbf{j}} \tilde{u}_{\mathbf{k}-\mathbf{j}}, \quad (16)$$

$$\tilde{u}_{\mathbf{k}} = \tilde{u}_{\mathbf{k}}^{(0)} + \lambda \tilde{u}_{\mathbf{k}}^{(1)} + \lambda^2 \tilde{u}_{\mathbf{k}}^{(2)} + \lambda^3 \tilde{u}_{\mathbf{k}}^{(3)} + \dots \quad (17)$$

In using this notation, the integral following the momentum transfer operator is always a convolution, where the wave-vector arguments of the convoluted functions must add up to the wave vector of the momentum transfer operator immediately preceding them. Some care may be initially needed to keep track of these integrated wave vectors; a simple rule that adjusts for this is that all non- \mathbf{k} wave vectors are integrated out.

The perturbation terms by order in λ are

$$\lambda^0 : \tilde{u}_{\mathbf{k}}^{(0)} = R_{\mathbf{k}}^{(0)} \tilde{f}_{\mathbf{k}}, \quad (18a)$$

$$\lambda^1 : \tilde{u}_{\mathbf{k}}^{(1)} = \lambda R_{\mathbf{k}}^{(0)} M_{\mathbf{k}}^{(0)} \tilde{u}_{\mathbf{j}}^{(0)} \tilde{u}_{\mathbf{k}-\mathbf{j}}^{(0)}, \quad (18b)$$

$$\lambda^2 : \tilde{u}_{\mathbf{k}}^{(2)} = \lambda^2 R_{\mathbf{k}}^{(0)} M_{\mathbf{k}}^{(0)} (2\tilde{u}_{\mathbf{j}}^{(0)} \tilde{u}_{\mathbf{k}-\mathbf{j}}^{(1)}) \quad (18c)$$

\vdots

The term $\tilde{u}_{\mathbf{k}-\mathbf{j}}^{(1)}$ in the integrand of the expression for $\tilde{u}_{\mathbf{k}}^{(2)}$ can be replaced by its definition, leaving $\tilde{u}_{\mathbf{k}}^{(2)}$ written only in terms of $\tilde{u}^{(0)}$. In fact, any order $\tilde{u}^{(n)}$ may be written as product of $(n+1)$ $\tilde{u}^{(0)}$'s. For example, the last term in the above equation for the perturbation expansion of $\tilde{u}_{\mathbf{k}}^{(2)}$ can now be written as

$$\lambda^2 : \tilde{u}_{\mathbf{k}}^{(2)} = 2\lambda^2 R_{\mathbf{k}}^{(0)} M_{\mathbf{k}}^{(0)} R_{\mathbf{k}-\mathbf{j}}^{(0)} M_{\mathbf{k}-\mathbf{j}}^{(0)} \tilde{u}_{\mathbf{j}}^{(0)} \tilde{u}_{\mathbf{l}}^{(0)} \tilde{u}_{\mathbf{k}-\mathbf{j}-\mathbf{l}}^{(0)}. \quad (19)$$

2. Wyld's correlation

Wyld approaches the correlation of two velocity fields very simply by considering the average of the product of two velocity field expansions of u :

$$\begin{aligned} \langle \tilde{u}_{\alpha}(\mathbf{k}, t) \tilde{u}_{\omega}(\mathbf{k}', t') \rangle &= \langle [\tilde{u}_{\alpha}^{(0)}(\mathbf{k}, t) + \lambda \tilde{u}_{\alpha}^{(1)}(\mathbf{k}, t) + \dots] \\ &\quad \times [\tilde{u}_{\omega}^{(0)}(\mathbf{k}', t') + \lambda \tilde{u}_{\omega}^{(1)}(\mathbf{k}', t') + \dots] \rangle. \end{aligned} \quad (20)$$

The zeroth-order and exact correlators are given, respectively, by

$$C_{\alpha\omega}^{(0)}(\mathbf{k}; t, t') \delta(\mathbf{k}' + \mathbf{k}) \equiv \langle \tilde{u}_{\alpha}^{(0)}(\mathbf{k}, t) \tilde{u}_{\omega}^{(0)}(\mathbf{k}', t') \rangle = \langle \tilde{u}_{\mathbf{k}}^{(0)} \tilde{u}_{\mathbf{k}'}^{(0)} \rangle, \quad (21)$$

$$C_{\alpha\omega}(\mathbf{k}; t, t') \delta(\mathbf{k}' + \mathbf{k}) \equiv \langle \tilde{u}_{\alpha}(\mathbf{k}, t) \tilde{u}_{\omega}(\mathbf{k}', t') \rangle = \langle \tilde{u}_{\mathbf{k}} \tilde{u}_{\mathbf{k}'} \rangle, \quad (22)$$

and their reduced-notation counterparts are

$$C_{\alpha\omega}^{(0)}(\mathbf{k}; t, t') \delta_{\mathbf{k}+\mathbf{k}'} \rightarrow C_{\mathbf{k}}^{(0)} \delta_{\mathbf{k}+\mathbf{k}'}, \quad (23)$$

$$C_{\alpha\omega}(\mathbf{k}; t, t') \delta_{\mathbf{k}+\mathbf{k}'} \rightarrow C_{\mathbf{k}} \delta_{\mathbf{k}+\mathbf{k}'}. \quad (24)$$

The δ function on the left-hand side of these definitions is a result of the construction of the Fourier transform of the real-space correlation equation:

$$\begin{aligned} \langle \tilde{u}_{\alpha}(\mathbf{k}, t) \tilde{u}_{\omega}(\mathbf{k}', t') \rangle &= \frac{1}{(2\pi)^6} \left\langle \int d^3x \int d^3r \tilde{u}_{\alpha}(\mathbf{x}, t) \tilde{u}_{\omega}(\mathbf{x} + \mathbf{r}, t') e^{-i\mathbf{k}' \cdot \mathbf{x}} e^{-i\mathbf{k} \cdot (\mathbf{x} + \mathbf{r})} \right\rangle \\ &= \frac{1}{(2\pi)^6} \int d^3x \int d^3r \langle \tilde{u}_{\alpha}(\mathbf{0}, t) \tilde{u}_{\omega}(\mathbf{r}, t') \rangle e^{-i(\mathbf{k} + \mathbf{k}') \cdot \mathbf{x}} e^{-i\mathbf{k} \cdot \mathbf{r}} \\ &= \frac{1}{(2\pi)^3} \int d^3r C_{\alpha\omega}(\mathbf{r}; t, t') e^{-i\mathbf{k} \cdot \mathbf{r}} \delta(\mathbf{k}' + \mathbf{k}) \\ &= C_{\alpha\omega}(\mathbf{k}; t, t') \delta(\mathbf{k}' + \mathbf{k}). \end{aligned} \quad (25)$$

The second line uses the homogeneity constraint, $\langle \tilde{u}_{\alpha}(\mathbf{x}, t) \tilde{u}_{\omega}(\mathbf{x} + \mathbf{r}, t') \rangle = \langle \tilde{u}_{\alpha}(\mathbf{0}, t) \tilde{u}_{\omega}(\mathbf{r}, t') \rangle$.

Note that the zeroth-order velocity field expansion terms are random Gaussian functions as is implied by the temporal δ function in (13). Recall the correlation of an odd-numbered product of random Gaussian variables vanishes. Thus in our

analysis this means all terms in the perturbation expansion with an odd power of λ will vanish.

Continuing in reduced notation (without odd-order moments), a series expansion for the exact correlator is obtained:

$$\begin{aligned} \langle \tilde{u}_{\mathbf{k}} \tilde{u}_{\mathbf{k}'} \rangle &= C_{\mathbf{k}}^{(0)} \delta_{\mathbf{k}+\mathbf{k}'} + \lambda^2 (\langle \tilde{u}_{\mathbf{k}}^{(0)} \tilde{u}_{\mathbf{k}'}^{(2)} \rangle + \langle \tilde{u}_{\mathbf{k}}^{(1)} \tilde{u}_{\mathbf{k}'}^{(1)} \rangle + \langle \tilde{u}_{\mathbf{k}}^{(2)} \tilde{u}_{\mathbf{k}'}^{(0)} \rangle) \\ &\quad + \lambda^4 (\langle \tilde{u}_{\mathbf{k}}^{(0)} \tilde{u}_{\mathbf{k}'}^{(4)} \rangle + \langle \tilde{u}_{\mathbf{k}}^{(1)} \tilde{u}_{\mathbf{k}'}^{(3)} \rangle + \langle \tilde{u}_{\mathbf{k}}^{(2)} \tilde{u}_{\mathbf{k}'}^{(2)} \rangle \\ &\quad + \langle \tilde{u}_{\mathbf{k}}^{(3)} \tilde{u}_{\mathbf{k}'}^{(1)} \rangle + \langle \tilde{u}_{\mathbf{k}}^{(4)} \tilde{u}_{\mathbf{k}'}^{(0)} \rangle) + \mathcal{O}(\lambda^6). \end{aligned} \quad (26)$$

As mentioned above, all terms can be written as products of zeroth-order velocity fields. For example consider the last of the second-order correlations (or moments):

$$\langle \tilde{u}_{\mathbf{k}}^{(2)} \tilde{u}_{\mathbf{k}'}^{(0)} \rangle = 2R_{\mathbf{k}}^{(0)} M_{\mathbf{k}}^{(0)} R_{\mathbf{k}-\mathbf{j}}^{(0)} M_{\mathbf{k}-\mathbf{j}}^{(0)} \langle \tilde{u}_{\mathbf{j}}^{(0)} \tilde{u}_{\mathbf{l}}^{(0)} \tilde{u}_{\mathbf{k}-\mathbf{j}-\mathbf{l}}^{(0)} \rangle. \quad (27)$$

Another property of random-Gaussian variables is that any n th-order moment may be decomposed into a sum of products of lesser-order moments. In the above case, the fourth-order moment is decomposed into three pairs of second-order moments:

$$\begin{aligned} \langle \tilde{u}_{\mathbf{k}}^{(2)} \tilde{u}_{\mathbf{k}'}^{(0)} \rangle &= 2R_{\mathbf{k}}^{(0)} M_{\mathbf{k}}^{(0)} R_{\mathbf{k}-\mathbf{j}}^{(0)} M_{\mathbf{k}-\mathbf{j}}^{(0)} (\langle \tilde{u}_{\mathbf{j}}^{(0)} \tilde{u}_{\mathbf{l}}^{(0)} \rangle \langle \tilde{u}_{\mathbf{k}-\mathbf{j}-\mathbf{l}}^{(0)} \tilde{u}_{\mathbf{k}'}^{(0)} \rangle \\ &\quad + \langle \tilde{u}_{\mathbf{j}}^{(0)} \tilde{u}_{\mathbf{k}-\mathbf{j}-\mathbf{l}}^{(0)} \rangle \langle \tilde{u}_{\mathbf{l}}^{(0)} \tilde{u}_{\mathbf{k}'}^{(0)} \rangle + \langle \tilde{u}_{\mathbf{l}}^{(0)} \tilde{u}_{\mathbf{k}-\mathbf{j}-\mathbf{l}}^{(0)} \rangle \langle \tilde{u}_{\mathbf{j}}^{(0)} \tilde{u}_{\mathbf{k}'}^{(0)} \rangle). \end{aligned} \quad (28)$$

Note that all possible combinations of second-order moments are created in this decomposition. What is immediately useful here is that the fourth-order moment can be written as pairs of second-order moments, which more importantly are zeroth-order correlation functions.

Using the definition of the (zeroth-order) correlator, the above equation becomes

$$\begin{aligned} \langle \tilde{u}_{\mathbf{k}}^{(2)} \tilde{u}_{\mathbf{k}'}^{(0)} \rangle &= 2R_{\mathbf{k}}^{(0)} M_{\mathbf{k}}^{(0)} R_{\mathbf{k}-\mathbf{j}}^{(0)} M_{\mathbf{k}-\mathbf{j}}^{(0)} (C_{\mathbf{j}}^{(0)} C_{\mathbf{k}}^{(0)} \delta_{\mathbf{k}+\mathbf{k}'} \\ &\quad + C_{\mathbf{j}}^{(0)} C_{\mathbf{k}}^{(0)} \delta_{\mathbf{k}+\mathbf{k}'} + C_{\mathbf{l}}^{(0)} C_{\mathbf{j}}^{(0)} \delta_{\mathbf{k}\mathbf{j}} \delta_{\mathbf{j}+\mathbf{k}'}). \end{aligned} \quad (29)$$

The last term vanishes as it implies $M_{\mathbf{k}-\mathbf{j}}^{(0)} \delta_{\mathbf{k}-\mathbf{j}}$, which vanishes by definition. Cleaning up leaves

$$\langle \tilde{u}_{\mathbf{k}}^{(2)} \tilde{u}_{\mathbf{k}'}^{(0)} \rangle = 4R_{\mathbf{k}}^{(0)} M_{\mathbf{k}}^{(0)} R_{\mathbf{k}-\mathbf{j}}^{(0)} M_{\mathbf{k}-\mathbf{j}}^{(0)} C_{\mathbf{j}}^{(0)} C_{\mathbf{k}}^{(0)} \delta_{\mathbf{k}+\mathbf{k}'}. \quad (30)$$

A similar calculation can be made for the other terms, giving the correlation equation to second order:

$$\begin{aligned} C_{\mathbf{k}} \delta_{\mathbf{k}+\mathbf{k}'} &= C_{\mathbf{k}}^{(0)} \delta_{\mathbf{k}+\mathbf{k}'} + 4R_{\mathbf{k}}^{(0)} M_{\mathbf{k}}^{(0)} R_{\mathbf{k}-\mathbf{j}}^{(0)} M_{\mathbf{k}-\mathbf{j}}^{(0)} C_{\mathbf{j}}^{(0)} C_{\mathbf{k}}^{(0)} \delta_{\mathbf{k}+\mathbf{k}'} \\ &\quad + 4R_{\mathbf{k}'}^{(0)} M_{\mathbf{k}'}^{(0)} R_{\mathbf{k}'-\mathbf{j}'}^{(0)} M_{\mathbf{k}'-\mathbf{j}'}^{(0)} C_{\mathbf{k}}^{(0)} C_{\mathbf{j}'}^{(0)} \delta_{\mathbf{k}+\mathbf{k}'} \\ &\quad + 2R_{\mathbf{k}}^{(0)} M_{\mathbf{k}}^{(0)} R_{\mathbf{k}'}^{(0)} M_{\mathbf{k}'}^{(0)} C_{\mathbf{j}}^{(0)} C_{\mathbf{k}-\mathbf{j}}^{(0)} \delta_{\mathbf{k}+\mathbf{k}'} + \mathcal{O}(\lambda^4). \end{aligned} \quad (31)$$

This can be applied to all orders. However, as this is an infinite expansion, a full calculation will be intractable. This led Wyld to use a diagrammatic resummation, an approach that would contain the effects of all orders generated by the perturbation expansions into a more manageable set of equations.

B. Wyld's diagrammatic method

Wyld associated diagrams to the terms of the perturbation expansion. These diagrams could then be combined to form

order-by-order the velocity correlation. This procedure in turn produced a graphical expansion for the exact correlator function. In this subsection this diagrammatic formulation is presented and the resulting expressions for correlation function based on these diagrams is given.

1. Defining diagrams

Wyd diagrammatic notation assigns particular symbols to the various terms present in the perturbation expansion of the velocity field:

$$\frac{\mathbf{k}, t}{\alpha} \leftrightarrow \tilde{u}_\alpha^{(0)}(\mathbf{k}, t) \rightarrow \tilde{u}_\mathbf{k}^{(0)} \quad \text{External velocity leg,} \tag{32}$$

$$\frac{t}{\alpha} \text{---} \frac{\mathbf{k}}{\beta} \text{---} \frac{t'}{\beta} \leftrightarrow R_{\alpha\beta}^{(0)}(\mathbf{k}; t, t') \rightarrow R_\mathbf{k}^{(0)} \quad \text{Bare propagator,} \tag{33}$$

$$\mathbf{k} \begin{matrix} \beta, \mathbf{j} \\ \alpha \quad \swarrow \quad \searrow \\ \gamma \quad \mathbf{k}-\mathbf{j} \end{matrix} \leftrightarrow M_{\alpha\beta\gamma}^{(0)}(\mathbf{k}) \rightarrow M_\mathbf{k}^{(0)} \quad \text{Bare vertex.} \tag{34}$$

These are placed into the relevant equations for the perturbed expressions.

Following the example of Eq. (19), the second-order velocity term in the perturbation expansion,

$$\tilde{u}_\mathbf{k}^{(2)} = 2R_\mathbf{k}^{(0)} M_\mathbf{k}^{(0)} \tilde{u}_\mathbf{j}^{(0)} R_{\mathbf{k}\mathbf{j}}^{(0)} M_{\mathbf{k}\mathbf{j}}^{(0)} (\tilde{u}_\mathbf{l}^{(0)} \tilde{u}_{\mathbf{k}\mathbf{j}\mathbf{l}}^{(0)}), \tag{35}$$

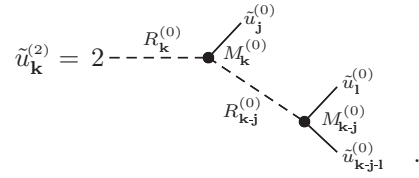
$$\tilde{u}_\mathbf{k}^{(1)} = R_\mathbf{k}^{(0)} M_\mathbf{k}^{(0)} \tilde{u}_\mathbf{j}^{(0)} \tilde{u}_{\mathbf{k}\mathbf{j}}^{(0)}$$

$$\tilde{u}_\mathbf{k}^{(2)} = 2R_\mathbf{k}^{(0)} M_\mathbf{k}^{(0)} R_{\mathbf{k}\mathbf{j}}^{(0)} M_{\mathbf{k}\mathbf{j}}^{(0)} \tilde{u}_\mathbf{j}^{(0)} (\tilde{u}_\mathbf{l}^{(0)} \tilde{u}_{\mathbf{k}\mathbf{j}\mathbf{l}}^{(0)})$$

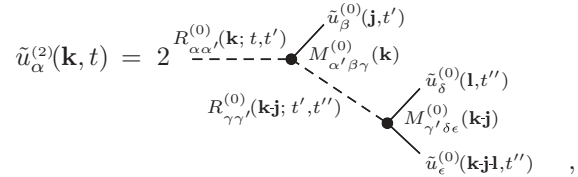
$$\tilde{u}_\mathbf{k}^{(3)} = R_\mathbf{k}^{(0)} M_\mathbf{k}^{(0)} R_\mathbf{j}^{(0)} M_\mathbf{j}^{(0)} R_{\mathbf{k}\mathbf{j}}^{(0)} M_{\mathbf{k}\mathbf{j}}^{(0)} \times (\tilde{u}_\mathbf{g}^{(0)} \tilde{u}_{\mathbf{j}\mathbf{g}}^{(0)} \tilde{u}_\mathbf{l}^{(0)} \tilde{u}_{\mathbf{k}\mathbf{j}\mathbf{l}}^{(0)})$$

$$+ 4R_\mathbf{k}^{(0)} M_\mathbf{k}^{(0)} R_{\mathbf{k}\mathbf{j}}^{(0)} M_{\mathbf{k}\mathbf{j}}^{(0)} R_{\mathbf{k}\mathbf{j}\mathbf{l}}^{(0)} M_{\mathbf{k}\mathbf{j}\mathbf{l}}^{(0)} \times (\tilde{u}_\mathbf{j}^{(0)} \tilde{u}_\mathbf{l}^{(0)} \tilde{u}_\mathbf{m}^{(0)} \tilde{u}_{\mathbf{k}\mathbf{j}\mathbf{l}\mathbf{m}}^{(0)})$$

can be written in diagrams as



The effectiveness of this diagrammatic approach is appreciated by seeing it with all variables, arguments, and indices restored:



for which the corresponding analytic equation is

$$\begin{aligned} \tilde{u}_\alpha^{(2)}(\mathbf{k}, t) &= 2 \int_{-\infty}^t dt' R_{\alpha\alpha'}^{(0)}(\mathbf{k}; t, t') M_{\alpha'\beta\gamma}^{(0)}(\mathbf{k}) \int d^3j \tilde{u}_\beta^{(0)}(\mathbf{j}, t') \\ &\times \int_{-\infty}^{t'} dt'' R_{\gamma\gamma'}^{(0)}(\mathbf{k}-\mathbf{j}; t', t'') M_{\gamma'\delta\epsilon}^{(0)}(\mathbf{k}-\mathbf{j}) \\ &\times \int d^3l [\tilde{u}_\delta^{(0)}(\mathbf{l}, t'') \tilde{u}_\epsilon^{(0)}(\mathbf{k}-\mathbf{j}-\mathbf{l}, t'')]. \end{aligned} \tag{36}$$

2. "Tree" diagrams

Tree diagrams in the perturbation expansion always begin on a propagator and end in external velocity legs. The equations and their diagrammatic representations for these terms are given below to fourth order:

$$\Leftrightarrow \tilde{u}_\mathbf{k}^{(1)} = \text{---} \begin{matrix} \tilde{u}_\mathbf{j}^{(0)} \\ \tilde{u}_{\mathbf{k}\mathbf{j}}^{(0)} \end{matrix}, \tag{37}$$

$$\Leftrightarrow \tilde{u}_\mathbf{k}^{(2)} = 2 \text{---} \begin{matrix} \tilde{u}_\mathbf{j}^{(0)} \\ \tilde{u}_\mathbf{l}^{(0)} \\ \tilde{u}_{\mathbf{k}\mathbf{j}\mathbf{l}}^{(0)} \end{matrix}, \tag{38}$$

$$\Leftrightarrow \tilde{u}_\mathbf{k}^{(3)} = \text{---} \begin{matrix} \tilde{u}_\mathbf{g}^{(0)} \\ \tilde{u}_{\mathbf{j}\mathbf{g}}^{(0)} \\ \tilde{u}_\mathbf{l}^{(0)} \\ \tilde{u}_{\mathbf{k}\mathbf{j}\mathbf{l}}^{(0)} \end{matrix} \tag{39}$$

$$+ 4 \text{---} \begin{matrix} \tilde{u}_\mathbf{j}^{(0)} \\ \tilde{u}_\mathbf{l}^{(0)} \\ \tilde{u}_\mathbf{m}^{(0)} \\ \tilde{u}_{\mathbf{k}\mathbf{j}\mathbf{l}\mathbf{m}}^{(0)} \end{matrix},$$

$$\begin{aligned}
 \tilde{u}_{\mathbf{k}}^{(4)} = & 2R_{\mathbf{k}}^{(0)}M_{\mathbf{k}}^{(0)}R_{\mathbf{k};\mathbf{j}}^{(0)}M_{\mathbf{k};\mathbf{j}}^{(0)}R_{\mathbf{l}}^{(0)}M_{\mathbf{l}}^{(0)}R_{\mathbf{k};\mathbf{j};\mathbf{l}}^{(0)}M_{\mathbf{k};\mathbf{j};\mathbf{l}}^{(0)} \\
 & \times \left(\tilde{u}_{\mathbf{j}}^{(0)}\tilde{u}_{\mathbf{h}}^{(0)}\tilde{u}_{\mathbf{l};\mathbf{h}}^{(0)}\tilde{u}_{\mathbf{m}}^{(0)}\tilde{u}_{\mathbf{k};\mathbf{j};\mathbf{l};\mathbf{m}}^{(0)} \right) \\
 & + 4R_{\mathbf{k}}^{(0)}M_{\mathbf{k}}^{(0)}R_{\mathbf{j}}^{(0)}M_{\mathbf{j}}^{(0)}R_{\mathbf{k};\mathbf{j}}^{(0)}M_{\mathbf{k};\mathbf{j}}^{(0)}R_{\mathbf{k};\mathbf{j};\mathbf{l}}^{(0)}M_{\mathbf{k};\mathbf{j};\mathbf{l}}^{(0)} \\
 & \times \left(\tilde{u}_{\mathbf{g}}^{(0)}\tilde{u}_{\mathbf{j};\mathbf{g}}^{(0)}\tilde{u}_{\mathbf{l}}^{(0)}\tilde{u}_{\mathbf{m}}^{(0)}\tilde{u}_{\mathbf{k};\mathbf{j};\mathbf{l};\mathbf{m}}^{(0)} \right) \\
 & + 8R_{\mathbf{k}}^{(0)}M_{\mathbf{k}}^{(0)}R_{\mathbf{k};\mathbf{j}}^{(0)}M_{\mathbf{k};\mathbf{j}}^{(0)}R_{\mathbf{k};\mathbf{j};\mathbf{l}}^{(0)}M_{\mathbf{k};\mathbf{j};\mathbf{l}}^{(0)}R_{\mathbf{k};\mathbf{j};\mathbf{l};\mathbf{m}}^{(0)}M_{\mathbf{k};\mathbf{j};\mathbf{l};\mathbf{m}}^{(0)} \\
 & \times \left(\tilde{u}_{\mathbf{j}}^{(0)}\tilde{u}_{\mathbf{l}}^{(0)}\tilde{u}_{\mathbf{m}}^{(0)}\tilde{u}_{\mathbf{n}}^{(0)}\tilde{u}_{\mathbf{k};\mathbf{j};\mathbf{l};\mathbf{m};\mathbf{n}}^{(0)} \right)
 \end{aligned}
 \iff \tilde{u}_{\mathbf{k}}^{(4)} = 2 \dots + 4 \dots + 8 \dots$$

Due to their apparent shape, these are the so-called tree diagrams, with single propagator lines on the left as trunks and propagators ending in zeroth order velocity lines as branches on the right.

3. Correlation diagrams

Correlation diagrams arise from attaching tree-level diagrams together by fusing the velocity field terms at the ends of branches. These become the zeroth-order correlation functions. The diagram for the zeroth-order correlation term or “bare correlator” is given by

$$\frac{t}{\alpha} \frac{\mathbf{k}}{\beta} \frac{t'}{\beta} \leftrightarrow C_{\alpha\beta}^{(0)}(\mathbf{k}; t, t') \rightarrow C_{\mathbf{k}}^{(0)}. \quad (41)$$

A similar diagram is used for the exact correlation,

$$\frac{t}{\alpha} \frac{\mathbf{k}}{\beta} \frac{t'}{\beta} \leftrightarrow C_{\alpha\beta}(\mathbf{k}; t, t') \rightarrow C_{\mathbf{k}}, \quad (42)$$

where the double lines are used to distinguish it from its bare counterpart.

To see how the diagrams operate, it is instructive to examine the construction of second-order correlation terms from the tree-level diagrams. The first term considered here is the last of the second-order terms in Eq. (26):

$$\langle \tilde{u}_{\mathbf{k}}^{(2)} \tilde{u}_{\mathbf{k}'}^{(0)} \rangle = 2R_{\mathbf{k}}^{(0)}M_{\mathbf{k}}^{(0)}R_{\mathbf{k};\mathbf{j}}^{(0)}M_{\mathbf{k};\mathbf{j}}^{(0)}\langle \tilde{u}_{\mathbf{j}}^{(0)}\tilde{u}_{\mathbf{l}}^{(0)}\tilde{u}_{\mathbf{k};\mathbf{j};\mathbf{l}}^{(0)}\tilde{u}_{\mathbf{k}'}^{(0)} \rangle = 4R_{\mathbf{k}}^{(0)}M_{\mathbf{k}}^{(0)}R_{\mathbf{k};\mathbf{j}}^{(0)}M_{\mathbf{k};\mathbf{j}}^{(0)}C_{\mathbf{j}}^{(0)}C_{\mathbf{k}'}^{(0)}\delta_{\mathbf{k}+\mathbf{k}'}. \quad (43)$$

Diagrammatically, this corresponds to

$$\left\langle 2 \dots \tilde{u}_{\mathbf{k};\mathbf{j}}^{(0)} \dots \tilde{u}_{\mathbf{j};\mathbf{g}}^{(0)} \dots \tilde{u}_{\mathbf{k}'}^{(0)} \right\rangle = 4 \dots C_{\mathbf{j}}^{(0)} C_{\mathbf{k}'}^{(0)} \dots$$

Note that we will treat many of the diagrams in this paper as equations. An extra factor of 2 arises from the combinatorics, analogous to the Wick contractions in QFT of the fourth-order moment into products of second-order moments; for example, we consider the combinations of the second-order term from above:

$$\langle \tilde{u}_{\mathbf{k}}^{(2)} \tilde{u}_{\mathbf{k}'}^{(0)} \rangle = \left\langle \tilde{u}_{\mathbf{j}}^{(0)} \tilde{u}_{\mathbf{l}}^{(0)} \tilde{u}_{\mathbf{k};\mathbf{j};\mathbf{l}}^{(0)} \tilde{u}_{\mathbf{k}'}^{(0)} \right\rangle + \left\langle \tilde{u}_{\mathbf{j}}^{(0)} \tilde{u}_{\mathbf{l}}^{(0)} \tilde{u}_{\mathbf{k};\mathbf{j};\mathbf{l}}^{(0)} \tilde{u}_{\mathbf{k}'}^{(0)} \right\rangle + \left\langle \tilde{u}_{\mathbf{j}}^{(0)} \tilde{u}_{\mathbf{l}}^{(0)} \tilde{u}_{\mathbf{k};\mathbf{j};\mathbf{l}}^{(0)} \tilde{u}_{\mathbf{k}'}^{(0)} \right\rangle, \quad (45)$$

which results in

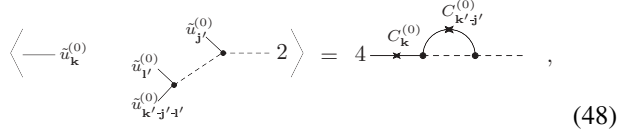
$$\langle \tilde{u}_{\mathbf{k}}^{(2)} \tilde{u}_{\mathbf{k}'}^{(0)} \rangle \propto \langle \tilde{u}_{\mathbf{j}}^{(0)} \tilde{u}_{\mathbf{l}}^{(0)} \rangle \langle \tilde{u}_{\mathbf{k}-\mathbf{j}-\mathbf{l}}^{(0)} \tilde{u}_{\mathbf{k}'}^{(0)} \rangle + \langle \tilde{u}_{\mathbf{j}}^{(0)} \tilde{u}_{\mathbf{k}-\mathbf{j}-\mathbf{l}}^{(0)} \rangle \langle \tilde{u}_{\mathbf{l}}^{(0)} \tilde{u}_{\mathbf{k}'}^{(0)} \rangle + \langle \tilde{u}_{\mathbf{j}}^{(0)} \tilde{u}_{\mathbf{k}'}^{(0)} \rangle \langle \tilde{u}_{\mathbf{l}}^{(0)} \tilde{u}_{\mathbf{k}-\mathbf{j}-\mathbf{l}}^{(0)} \rangle. \quad (46)$$

The last term above vanishes as in Eq. (29), introducing a rule that any diagram with a closed loop that is connected to the diagram by a single propagator line will vanish.

The other diagrams in the second-order terms are obtained by a similar construction,

$$\begin{aligned} \langle \tilde{u}_{\mathbf{k}}^{(0)} \tilde{u}_{\mathbf{k}'}^{(2)} \rangle &= 2R_{\mathbf{k}}^{(0)} M_{\mathbf{k}}^{(0)} R_{\mathbf{k}'-\mathbf{j}}^{(0)} M_{\mathbf{k}'-\mathbf{j}}^{(0)} \langle \tilde{u}_{\mathbf{k}}^{(0)} \tilde{u}_{\mathbf{j}'}^{(0)} \tilde{u}_{\mathbf{l}'}^{(0)} \tilde{u}_{\mathbf{k}'-\mathbf{j}'-\mathbf{l}'}^{(0)} \rangle \\ &= 4R_{\mathbf{k}}^{(0)} M_{\mathbf{k}}^{(0)} R_{\mathbf{k}'-\mathbf{j}}^{(0)} M_{\mathbf{k}'-\mathbf{j}}^{(0)} C_{\mathbf{k}}^{(0)} C_{\mathbf{k}'-\mathbf{j}'}^{(0)} \delta_{\mathbf{k}+\mathbf{k}'} \end{aligned} \quad (47)$$

implies

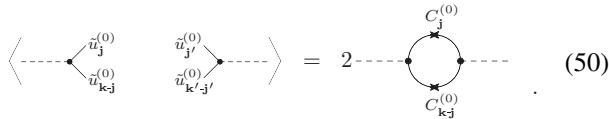


$$\langle \left(\begin{array}{c} \tilde{u}_{\mathbf{k}}^{(0)} \\ \tilde{u}_{\mathbf{k}'}^{(0)} \end{array} \right) \left(\begin{array}{c} \tilde{u}_{\mathbf{j}'}^{(0)} \\ \tilde{u}_{\mathbf{k}'-\mathbf{j}'-\mathbf{l}'}^{(0)} \end{array} \right) \rangle = 4 \left(\begin{array}{c} \tilde{u}_{\mathbf{k}}^{(0)} \\ \tilde{u}_{\mathbf{k}'-\mathbf{j}'}^{(0)} \end{array} \right) \quad (48)$$

and

$$\begin{aligned} \langle \tilde{u}_{\mathbf{k}}^{(1)} \tilde{u}_{\mathbf{k}'}^{(1)} \rangle &= R_{\mathbf{k}}^{(0)} M_{\mathbf{k}}^{(0)} R_{\mathbf{k}'}^{(0)} M_{\mathbf{k}'}^{(0)} \langle \tilde{u}_{\mathbf{j}}^{(0)} \tilde{u}_{\mathbf{k}\mathbf{j}}^{(0)} \tilde{u}_{\mathbf{j}'}^{(0)} \tilde{u}_{\mathbf{k}'\mathbf{j}'}^{(0)} \rangle \\ &= 2R_{\mathbf{k}}^{(0)} M_{\mathbf{k}}^{(0)} R_{\mathbf{k}'}^{(0)} M_{\mathbf{k}'}^{(0)} C_{\mathbf{j}}^{(0)} C_{\mathbf{k}\mathbf{j}}^{(0)} \delta_{\mathbf{k}+\mathbf{k}'} \end{aligned} \quad (49)$$

implies



$$\langle \left(\begin{array}{c} \tilde{u}_{\mathbf{j}}^{(0)} \\ \tilde{u}_{\mathbf{k}\mathbf{j}}^{(0)} \end{array} \right) \left(\begin{array}{c} \tilde{u}_{\mathbf{j}'}^{(0)} \\ \tilde{u}_{\mathbf{k}'\mathbf{j}'}^{(0)} \end{array} \right) \rangle = 2 \left(\begin{array}{c} \tilde{u}_{\mathbf{j}}^{(0)} \\ \tilde{u}_{\mathbf{k}\mathbf{j}}^{(0)} \end{array} \right) \quad (50)$$

This procedure can be applied to all orders, and it can be shown that a one-to-one correspondence is established between diagrams and their analytical counterparts, with the correct numerical prefactors. A reproduction of primitive correlator diagrams to fourth order is given in Fig. 1.

In Wyld's perturbation method all correlations of bare quantities involve Gaussian statistics, but at all orders in the perturbation expansions it is formally exact. However, this means retaining an infinite number of terms in the expansion of the correlation function. The next subsection sees the systematic renormalization of these terms into a manageable formula.

C. Improved Wyld-Lee renormalized perturbation theory

Wyld's method of renormalization is a resummation of diagrams based on the emergence and recurrence of fundamental, irreducible diagram units. These are so-defined since they are diagrams of a given order which can be found as parts of diagrams at all higher orders. To illustrate this, we use diagram (W6) in Fig. 1 as an example; this diagram is essentially diagram (W2) in which the top correlator has been replaced with diagram (W2); the result is a reducible diagram of $\mathcal{O}(\lambda^4)$ composed of an irreducible diagram of $\mathcal{O}(\lambda^2)$ embedded into itself. This will be applied not only to correlators but to the propagator and vertex functions as well, introducing additional renormalized equations for these quantities. By this process, the resulting system of equations is constructed only in terms of renormalized quantities, establishing a new renormalized perturbation expansion. An analogy can be made with finding

the irreducible diagrams in other diagrammatic methods, most appropriately those in particle physics [45].

The main controversies associated with Wyld's formalism are due to the renormalization, and therefore, the procedure here will be different from Wyld's. In Wyld's approach for the correlator, he directly computes the two-point velocity correlator, inputting the perturbation expansion at each order for the two velocity fields. Instead, we will deduce the two-point velocity correlation function through the Navier-Stokes equation. In particular, the new starting point is that which was used by Kraichnan for DIA [10] [and McComb for the Local Energy Transfer (LET) theory [9]]. Namely, we look at the spectral NSE multiplied by a second velocity-field coefficient, $u_{\alpha'}(-\mathbf{k}, t')$ and then averaged:

$$\begin{aligned} \left(\frac{\partial}{\partial t} + \nu k^2 \right) \langle u_{\alpha}(\mathbf{k}, t) u_{\alpha'}(-\mathbf{k}, t') \rangle \\ = \langle f_{\alpha}(\mathbf{k}, t) u_{\alpha'}(-\mathbf{k}, t') \rangle \\ + M_{\alpha\beta\gamma}^{(0)}(\mathbf{k}) \int d^3\mathbf{j} \langle u_{\beta}(\mathbf{j}, t) u_{\gamma}(\mathbf{k}-\mathbf{j}, t) u_{\alpha'}(-\mathbf{k}, t') \rangle. \end{aligned} \quad (51)$$

With the definition of the exact correlator [Eq. (22)] the above equation can be viewed as an evolution equation for the exact correlator, eventually leading to the spectral energy equation. To compute the above equation, we apply the perturbation technique to the terms on the right-hand side, the force-velocity and the three-point velocity correlation functions. This approach was not originally used by Kraichnan but was found as an alternate route to deriving the DIA by Leslie [8].

When this correlation expansion is renormalized, there are two ways it differs from Wyld. First when the linear operator on the left-hand side is taken to the right-hand side, it remains a bare response function [see on the left-hand side of Eq. (51) in its inverted form] and this term within the renormalization procedure will always remain unrenormalized. Second, the vertex associated with the momentum-transfer operator $M_{\alpha\beta\gamma}^{(0)}(\mathbf{k})$ is outside the average, and will also not be included in the resummation. By our above procedure both these points are accommodated in a natural way into the formulation. Part of this renormalization procedure has been previously pointed out in the book by McComb [9], where the first of the above two steps was noted. Keeping the vertex function on the right-hand side of Eq. (51) in its bare form, is being noted here for the first time. As we will discuss below, both these steps are necessary to avoid double counting effects in the renormalization procedure.

The process of renormalization firstly requires the identification of reducible and irreducible diagrams. The first criterion by which to classify diagrams accordingly is the ability to separate a diagram into two parts by severing a single correlator. Diagrams that can be split into two separate diagrams by cutting a single correlator are labeled by Wyld as "Class A." We introduce a modification to the procedure here which is to further distinguish two types of Class A diagrams: those diagrams with the correlators on the left-hand side of the leftmost vertex, and those with separable diagrams connected by a single bare correlator that occurs on the right-hand side of the leftmost vertex. These are labeled Class A_L and Class A_R , respectively.

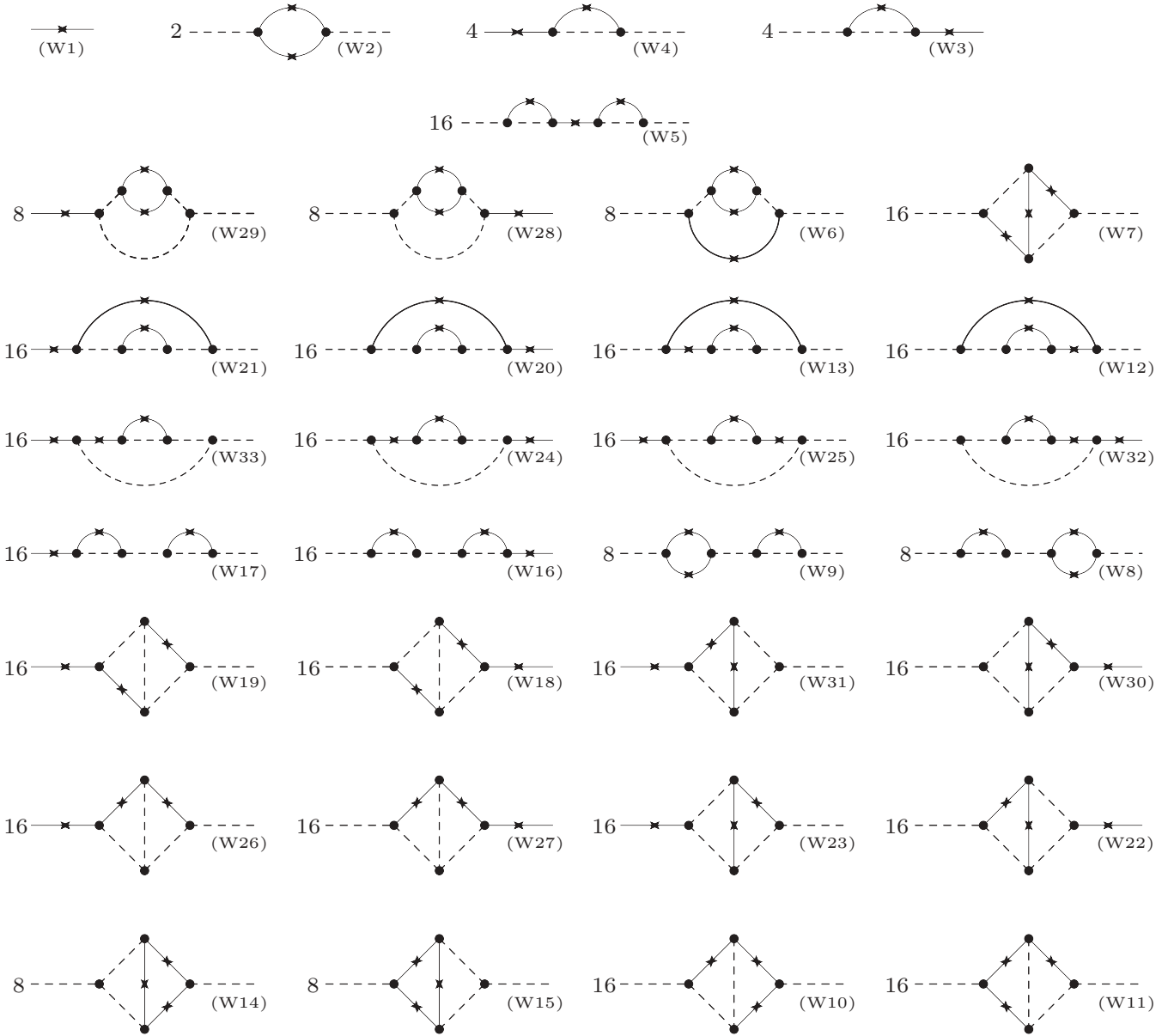


FIG. 1. Wyld’s diagrams representing the correlator expansion up to and including the fourth-order terms. The labels shown on each diagram correspond to those given in Fig. 2 of the original paper [2].

For purposes that will soon become apparent, we note that bare correlators are given analytically by

$$\begin{aligned} & \langle \tilde{u}_{\alpha}^{(0)}(\mathbf{k}, t) \tilde{u}_{\omega}^{(0)}(\mathbf{k}', t') \rangle \\ & = \langle R_{\alpha\alpha'}^{(0)}(\mathbf{k}; t, s) \tilde{f}_{\alpha'}(\mathbf{k}, s) \tilde{f}_{\omega'}(\mathbf{k}', s') R_{\omega\omega'}^{(0)}(\mathbf{k}'; t', s') \rangle, \end{aligned} \quad (52)$$

which reveals the propagators within each. This identification allows the derivation of the propagator diagrams to come. An example of cutting an external correlator is given diagrammatically by

$$\begin{aligned} & \begin{array}{c} \text{---} \times \text{---} \\ | \\ \text{---} \times \text{---} \end{array} \rightarrow \left(\text{---} \right) \left(\text{---} \times \text{---} \right) \\ & \rightarrow \left(\text{---} \tilde{f}_{\mathbf{k}} \right) \left(\tilde{f}_{\mathbf{a}} \text{---} \right), \end{aligned}$$

with its analytic counterpart given by

$$\begin{aligned} & R_{\mathbf{k}}^{(0)} M_{\mathbf{k}}^{(0)} R_{\mathbf{j}}^{(0)} M_{\mathbf{j}}^{(0)} C_{\mathbf{k}}^{(0)} C_{\mathbf{kj}}^{(0)} \\ & \rightarrow (u_{\mathbf{k}}^{(0)}) (R_{\mathbf{k}}^{(0)} M_{\mathbf{k}}^{(0)} R_{\mathbf{j}}^{(0)} M_{\mathbf{j}}^{(0)} C_{\mathbf{kj}}^{(0)} u_{\mathbf{a}}^{(0)}) \\ & \rightarrow (R_{\mathbf{k}}^{(0)} f_{\mathbf{k}}) (R_{\mathbf{k}}^{(0)} M_{\mathbf{k}}^{(0)} R_{\mathbf{j}}^{(0)} M_{\mathbf{j}}^{(0)} C_{\mathbf{kj}}^{(0)} R_{\mathbf{a}}^{(0)} f_{\mathbf{a}}). \end{aligned}$$

This diagram, (W4), is a member of the Class A_L diagrams; note that the equation still reads left to right. Using Fig. 1 as a reference, the Class A_L diagrams are 4, 17–25 (odd), 26, 29–33 (odd); and the Class A_R diagrams are 3, 5, 16–24 (even), 27, 28–32 (even). While it is not evident, it must be pointed out that the set of Class A_L diagrams is smaller than its complement but without this classification diagrams will be created redundantly as was found already at fourth order by Wyld [2] and Lee [44]. It is for this reason that we have introduced this subdivision of Wyld’s Class A diagrams.

Note that Class A_L diagrams can be written with the leftmost correlator in the form of a force-force correlation. We introduce an equation for these diagrams to fourth order, first graphically followed by its analytic counterpart:

$$\text{-----}\langle \tilde{f}_k \tilde{f}_{k'} \rangle \text{=====} = \text{-----}\langle \tilde{f}_k \tilde{f}_{k'} \rangle \text{-----} + 4 \text{-----}\langle \tilde{f}_k \tilde{f}_{k'} \rangle \text{---}\overset{\curvearrowright}{\bullet} \text{---} + \mathcal{O}(\lambda^4), \tag{53}$$

$$R_k^{(0)} \langle \tilde{f}_k \tilde{f}_{k'} \rangle R_{k'} = R_k^{(0)} \langle \tilde{f}_k \tilde{f}_{k'} \rangle R_{k'}^{(0)} + 4 R_k^{(0)} \langle \tilde{f}_k \tilde{f}_{k'} \rangle R_{k'}^{(0)} R_{k'}^{(0)} M_k^{(0)} R_j M_j^{(0)} C_{k'}^{(0)} + \mathcal{O}(\lambda^4). \tag{54}$$

In writing these equations, a new function, the exact propagator, has been introduced and a new diagram is associated with it:

$$\text{=====} = \text{-----} + 4 \text{---}\overset{\curvearrowright}{\bullet} \text{---} + \mathcal{O}(\lambda^4), \tag{55}$$

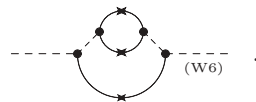
$$R_k = R_k^{(0)} + 4\lambda^2 R_k^{(0)} M_j^{(0)} C_j^{(0)} R_{kj}^{(0)} M_k^{(0)} R_k^{(0)} + \mathcal{O}(\lambda^4). \tag{56}$$

The complete expansion of the propagator to fourth order is given below:

$$\begin{aligned} \text{=====} &= \text{-----} \tag{WP1} \\ &+ 4 \text{---}\overset{\curvearrowright}{\bullet} \text{---} \tag{WP2} + 16 \text{---}\overset{\curvearrowright}{\bullet} \text{---}\overset{\curvearrowright}{\bullet} \text{---} \tag{WP3} + 16 \text{---}\overset{\curvearrowright}{\bullet} \text{---}\overset{\curvearrowright}{\bullet} \text{---}\overset{\curvearrowright}{\bullet} \text{---} \tag{WP4} \\ &+ 8 \text{---}\overset{\curvearrowright}{\bullet} \text{---}\overset{\curvearrowright}{\bullet} \text{---} \tag{WP5} + 16 \text{---}\overset{\curvearrowright}{\bullet} \text{---}\overset{\curvearrowright}{\bullet} \text{---} \tag{WP6} + 16 \text{---}\overset{\curvearrowright}{\bullet} \text{---}\overset{\curvearrowright}{\bullet} \text{---} \tag{WP7} \\ &+ 16 \text{---}\overset{\curvearrowright}{\bullet} \text{---}\overset{\curvearrowright}{\bullet} \text{---}\overset{\curvearrowright}{\bullet} \text{---} \tag{WP8} + 16 \text{---}\overset{\curvearrowright}{\bullet} \text{---}\overset{\curvearrowright}{\bullet} \text{---}\overset{\curvearrowright}{\bullet} \text{---} \tag{WP9} + 16 \text{---}\overset{\curvearrowright}{\bullet} \text{---}\overset{\curvearrowright}{\bullet} \text{---}\overset{\curvearrowright}{\bullet} \text{---} \tag{WP10} \\ &+ 16 \text{---}\overset{\curvearrowright}{\bullet} \text{---}\overset{\curvearrowright}{\bullet} \text{---}\overset{\curvearrowright}{\bullet} \text{---} + \mathcal{O}(\lambda^6) \tag{WP11} \end{aligned} \tag{57}$$

Note that while the method used here to obtain these terms is different from Wyld's, in the end the same terms are obtained for the expansion. In determining this expansion, we have only considered a subset of Wyld's Class A diagrams and enforced that these diagrams have a bare propagator on their left, breaking the leftmost correlation function that characterize the Class A_R diagrams. As suggested by McComb [9], this maintains consistency with the DIA derivation of Kraichnan [8,11,12]. A similar prescription will be used in determining the renormalized equation for the propagator as we will later see.

The procedure for dealing with Class A_R diagrams will be postponed as it is similar to that used to re-sum the remaining diagrams. Diagrams not classified as Class A are designated as Class B diagrams; these are further classified into reducible and irreducible based on finding embedded elements of low order within diagrams of higher order. An example of this can be seen by examining the diagram W6 in Fig. 1:



It is readily seen that the elements between the two outermost vertices is the diagram W2 in Fig. 1; this is also equivalent to the W2 diagram by replacing the top correlator with itself. This will be given in more detail below, however it will be useful to include another function at this time.

Wyld introduced an exact vertex function as an expansion without giving a detailed account of how it was derived but instead wrote a diagram series expansion for the exact vertex function:

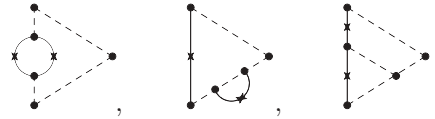
$$\circ = \bullet + 4 \text{---}\overset{\curvearrowright}{\bullet} \text{---} + 4 \text{---}\overset{\curvearrowright}{\bullet} \text{---}\overset{\curvearrowright}{\bullet} \text{---} + 4 \text{---}\overset{\curvearrowright}{\bullet} \text{---}\overset{\curvearrowright}{\bullet} \text{---}\overset{\curvearrowright}{\bullet} \text{---} + \mathcal{O}(\lambda^5), \tag{58}$$

$$M_k = M_k^{(0)} + 4M_k^{(0)} C_j^{(0)} R_{kj}^{(0)} M_a^{(0)} R_a^{(0)} M_b^{(0)} + 4M_k^{(0)} C_{kj}^{(0)} R_j^{(0)} M_a^{(0)} R_a^{(0)} M_b^{(0)} + 4M_k^{(0)} R_j^{(0)} R_{kj}^{(0)} M_a^{(0)} C_a^{(0)} M_b^{(0)} + \mathcal{O}(\lambda^5). \tag{59}$$

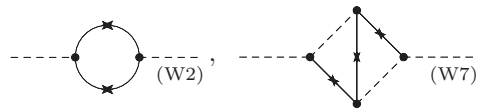
The renormalized vertex diagram is defined in the same manner as its bare counterpart:

$$k_\alpha \overset{\beta, j}{\underset{\gamma}{\circ}}_{k-j} \leftrightarrow M_{\alpha\beta\gamma}(\mathbf{k}) \rightarrow M_{\mathbf{k}} \quad (60)$$

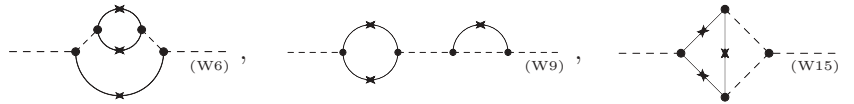
Using these irreducible diagrams, Wyld generated the full expansion by replacing any of the constituent elements with a higher-order element. For example, replacing the correlator, a propagator, or a vertex in the first term of Eq. (58) results in the following terms, respectively:



Irreducible diagrams can then be found by selectively removing correlators, propagators, and vertex corrections from Class B diagrams. The set is left with diagrams that cannot be constructed from nontrivial (bare correlators, propagators, or vertices) elements. Under this classification, there are two up to fourth order:



Starting with the second-order Class B irreducible diagrams, all Class B diagrams (except the Class B irreducible diagrams that arise at higher orders) can be generated by replacing the appropriate correlator, propagator, and vertex corrections with their respective expansions. This is demonstrated using three correlator diagrams:



The three correlator diagrams are constructed as follows.

a. Construction with a correlator correction.

$$\begin{aligned} \text{Diagram (W6)} &\rightarrow \text{Diagram (W6)} = \text{Diagram (W6)} + \text{Diagram (W6)} + \dots \\ &= \text{Diagram (W6)} + \text{Diagram (W6)} + \dots \end{aligned} \quad (61)$$

Replacing a bare correlator with an exact one in the irreducible second-order correlator diagram is equivalent to inserting the series for the correlator, giving rise to the anticipated diagram as well as others.

b. Construction with a propagator correction.

$$\begin{aligned} \text{Diagram (W9)} &\rightarrow \text{Diagram (W9)} = \text{Diagram (W9)} + \text{Diagram (W9)} + \dots \\ &= \text{Diagram (W9)} + \text{Diagram (W9)} + \dots \end{aligned} \quad (62)$$

Inserting the exact propagator and its expansion obtains the desired term (W9).

c. Construction with a vertex correction.

$$\begin{aligned} \text{Diagram (W15)} &\rightarrow \text{Diagram (W15)} = \text{Diagram (W15)} + \text{Diagram (W15)} + \dots \\ &= \text{Diagram (W15)} + \text{Diagram (W15)} + \dots \end{aligned} \quad (63)$$

As with the others, the inclusion of the vertex expansion in this case produces (W15) plus others at higher orders.

In the above examples, the leftmost propagator and vertex have remained unrenormalized. This procedure can be applied to the Class B and Class A_R diagrams in Fig. 1, generating the respective irreducible diagrams. Replacing the appropriate bare diagrams with the renormalized quantities in the irreducible diagrams and then collecting these together with the Class A_L terms

expressed in Eq. (57), leads to an equation for the exact correlator:

$$\begin{aligned}
 \text{---}\times\text{---} &= \text{---}\langle ff \rangle\text{---} + 2 \text{---}\text{---}\text{---} + 4 \text{---}\text{---}\text{---} \\
 &+ 16 \text{---}\text{---}\text{---} + 16 \text{---}\text{---}\text{---} \\
 &+ 16 \text{---}\text{---}\text{---} + 16 \text{---}\text{---}\text{---} + \mathcal{O}(\lambda^6).
 \end{aligned}
 \tag{64}$$

We note the distinction between Wyld’s original exact correlator equation (Fig. 5 in Ref. [2]),

$$\begin{aligned}
 \text{---}\times\text{---} &= \underbrace{\text{---}\langle ff \rangle\text{---}}_{\text{Class-A diagrams}} + 2 \underbrace{\text{---}\text{---}\text{---}}_{\text{Class-B diagrams}} + 16 \underbrace{\text{---}\text{---}\text{---}}_{\text{Class-B diagrams}} + \mathcal{O}(\lambda^6),
 \end{aligned}
 \tag{65}$$

where the first term on the right-hand side contains both A_L and A_R diagrams. It can easily be checked that both Eqs. (64) and (65) lead to the same perturbation expansion. Further remarks about the exact correlator will be made in a later section; we now continue with the propagator.

The approach Wyld used to determine an equation for the exact correlator could not be used for the exact propagator. Using both Classes A_L and A_R , the result is a primitive expansion for the propagator with some of the terms redundantly generated, specifically diagrams (W_P3), (W_P6), and (W_P7) in Eq. (57). Wyld recognized this problem and circumvented this by using a Dyson equation for the propagator, expressing his arguments only mathematically and without a diagram equation for the exact propagator. The result was to introduce modified vertex functions and use the Ward-Takahashi identities to relate these to the propagators, as in QFT [45]. Wyld’s final complete set of equations has a diagrammatic expansion for the exact correlator, two diagram series for the exact and modified vertex functions, and the Ward-Takahashi identities.

However, it was argued by Lee that the method of using the Dyson equation and Ward-Takahashi identities cannot be applied to the full three-dimensional NSE in a manner similar to Wyld’s scalar model [44]. Lee had adapted Wyld’s method to magnetohydrodynamic turbulence and found the same problem but introduced the following equation for the exact propagator:

$$\text{---}\text{---}\text{---} = \text{---}\text{---}\text{---} + 4 \text{---}\text{---}\text{---} + \mathcal{O}(\lambda^4).
 \tag{66}$$

The leftmost propagator and vertex have both been left bare. The former clears the redundant generation of propagator diagram (W_P3), while the latter does the same for diagrams (W_P6) and (W_P7). This equation for the propagator does correct the redundancies, however, the asymmetry introduced by Lee at second order also does not generate Wyld’s diagram (W10) at fourth order, hence his inclusion of a fourth-order irreducible propagator term not found in Wyld. Lee included this term in the exact propagator:

$$\text{---}\text{---}\text{---} = \text{---}\text{---}\text{---} + 4 \text{---}\text{---}\text{---} + 16 \text{---}\text{---}\text{---} + \mathcal{O}(\lambda^6).
 \tag{67}$$

Lee introduced this as an *ad hoc* fix, however we observe here that the above equation can be derived by adopting a scheme where the leftmost propagator and vertex of the exact propagator remain unrenormalized, similar to what we did for the correlator expansion. We have now a single procedure for deriving both the correlator and propagator expansions.

This was the motivation for using Eq. (51) at the start of this Subsection as our formulation of Wyld’s approach. Finding the irreducible propagator diagrams from the set of Class A_L diagrams while maintaining that the leftmost propagator and vertex remain unrenormalized results in Eq. (67). Our justification for doing so follows one of Kraichnan’s early derivations of the propagator [17]. His approach was to include an additional, infinitesimal perturbation, $\eta_\alpha(\mathbf{k}, t)$, to the equation for the velocity field [cf. Eq. (10)],

$$\begin{aligned}
 \tilde{u}_\alpha(\mathbf{k}, t) &= \int_{-\infty}^t dt' R_{\alpha\alpha'}^{(0)}(\mathbf{k}; t, t') \tilde{f}_{\alpha'}(\mathbf{k}, t') + \int_{-\infty}^t dt' R_{\alpha\alpha'}^{(0)}(\mathbf{k}; t, t') \eta_{\alpha'}(\mathbf{k}, t') \\
 &+ \lambda \int_{-\infty}^t dt' R_{\alpha\alpha'}^{(0)}(\mathbf{k}; t, t') M_{\alpha'\beta\gamma}^{(0)}(\mathbf{k}) \int d^3j \tilde{u}_\beta(\mathbf{j}, t') \tilde{u}_\gamma(\mathbf{k} - \mathbf{j}, t'),
 \end{aligned}
 \tag{68}$$

and then to derive the propagator as a response function to the perturbation,

$$\begin{aligned} \widehat{R}_{\alpha\omega}(\mathbf{k}; t, t')\delta(\mathbf{k} - \mathbf{k}') &\equiv \frac{\delta\tilde{u}_\alpha(\mathbf{k}, t)}{\delta\eta_\omega(\mathbf{k}', t')} \\ &= R_{\alpha\omega}^{(0)}(\mathbf{k}; t, t')\delta(\mathbf{k} - \mathbf{k}') + \lambda R_{\alpha\alpha'}^{(0)}(\mathbf{k}; t, t')M_{\alpha'\beta\gamma}^{(0)}(\mathbf{k}) \int d^3\mathbf{j} \frac{\delta}{\delta\eta_\omega(\mathbf{k}', t')} \left[\tilde{u}_\beta(\mathbf{j}, t')\tilde{u}_\gamma(\mathbf{k} - \mathbf{j}, t') \right]. \end{aligned} \quad (69)$$

This response function would then be averaged in the same manner as the correlation function to give the renormalized response function or propagator:

$$R_{\alpha\omega}(\mathbf{k}; t, t') = \langle \widehat{R}_{\alpha\omega}(\mathbf{k}; t, t') \rangle. \quad (70)$$

Note that the averaging would leave the bare propagator and the vertex unchanged,

$$R_{\alpha\omega}(\mathbf{k}; t, t')\delta(\mathbf{k} - \mathbf{k}') = R_{\alpha\omega}^{(0)}(\mathbf{k}; t, t')\delta(\mathbf{k} - \mathbf{k}') + \lambda R_{\alpha\alpha'}^{(0)}(\mathbf{k}; t, s)M_{\alpha'\beta\gamma}^{(0)}(\mathbf{k}) \int d^3\mathbf{j} \left\langle \frac{\delta}{\delta\eta_\omega(\mathbf{k}', t')} [\tilde{u}_\beta(\mathbf{j}, s)\tilde{u}_\gamma(\mathbf{k} - \mathbf{j}, s)] \right\rangle; \quad (71)$$

this analytic form of the propagator is consistent with our current version. In particular observe that Eq. (71) is consistent with our procedure of keeping the leftmost propagator and vertex functions as bare.

Lastly, we consider the equation for the renormalized vertex as a function of renormalized quantities. Since there is no leftmost vertex or propagator, the exact vertex expansion from Wyld is still valid to $\mathcal{O}(\lambda^5)$ and can be used here:

$$\circ = \bullet + 4 \begin{array}{c} \circ \\ \parallel \\ \circ \end{array} + 4 \begin{array}{c} \circ \\ \parallel \\ \circ \\ \parallel \\ \circ \end{array} + 4 \begin{array}{c} \circ \\ \parallel \\ \circ \\ \parallel \\ \circ \\ \parallel \\ \circ \end{array} + \mathcal{O}(\lambda^5). \quad (72)$$

In summary, the exact correlator, given by Eq. (64) along with the renormalized propagator and vertex functions, Eqs. (67) and (72), respectively, constitute a closed set of integral equations that describe the time evolution of the two-point correlation function. We will refer to this set as the ‘‘Improved Wyld-Lee Renormalized Perturbation Theory.’’ It contains the same information about the correlator expansion up to fourth order (Fig. 1) and describes turbulence insofar as the NSE can be treated perturbatively, with the Gaussian statistics assumed in the external forcing introduced to facilitate the closure. The above equations are still, in principle, infinite series, however the resummation contains the detail of a greater number of terms and allows a truncation that retains more of this information. Truncating after second order and noting that the bare propagator is equivalent to $(\partial_t + \nu k^2)^{-1}$, the equation above and the equation for the propagator Eq. (67) give the result of the DIA [Eqs. (7) and (8)].

Thus we have developed a single unified procedure for deriving both the correlator and propagator expansions in the Wyld formalism. The correlator equation from Wyld’s original approach [Eq. (65)] is correct, but his approach to calculating the propagator was flawed, as it led to the redundant generation of diagrams as observed by Lee [44]. Our procedure of keeping the leftmost propagator and vertex as bare recovers Wyld’s original and correct correlator expansion but at the same time leads to a correct equation for the propagator expansion. This is our simple single procedure for obtaining the Wyld theory.

As such, we have established here a well-defined procedure for renormalization. Summarizing this procedure in terms of the equation for the correlation, we symbolically write

it as

$$\mathcal{L}_0 \langle \tilde{u}\tilde{u} \rangle = M^{(0)} \langle \tilde{u}\tilde{u}\tilde{u} \rangle. \quad (73)$$

Note that the linear operator, whose inverse is the bare propagator, and the vertex function are outside of the correlations. In perturbation theory the three-velocity correlation function above would be a function of the bare correlation, vertex function and response function, $\langle \tilde{u}\tilde{u}\tilde{u} \rangle = f[C^{(0)}, M^{(0)}, R^{(0)}]$ and our renormalization procedure is to replace these by the exact respective functions $f[C^{(0)}, M^{(0)}, R^{(0)}] \rightarrow f[C, M, R]$. In other words our procedure keeps the leftmost propagator and vertex out of the resummation.

III. THE MARTIN-SIGGIA-ROSE FORMALISM

The MSR Formalism [3] is by now a well-known analytic procedure that can be used to calculate the ‘‘statistical dynamics of classical systems.’’ The formalism establishes an operator theory where the observables are defined as Heisenberg operators. This permits a nonperturbative treatment akin to the Schwinger formalism [46–48] in quantum field theory, which formally closes the statistical moment hierarchy. The operator formalism introduces an adjoint operator, which can be used in the construction of nontrivial commutation relations leading to correlation and response functions [16]. Employing the Schwinger formalism for statistical closure involves the use of a generating or characteristic functional. An alternative to the construction of such operators comes from path integrals [49,50].

Notable sources providing detailed information on MSR are works by Rose [51], Phythian [52–54], Andersen [55], and Krommes [16]. As demonstrated in their original paper,

the formalism is applicable to the turbulence problem which has inspired further work in the analysis of least-action principles [56,57] and gauge symmetries [58–60] in the study of turbulence.

In the previous part of the paper we reformulated Wyld-Lee, in order to eliminate the double-counting problem in a more natural way. Then we presented a rather pedagogic clarification of their theory, particularly of the way in which the use of diagrams led to renormalization. Now, in this section, we aim to make a comparable elucidation of MSR's theory. Of course in their case there is no procedural error to rectify. Yet, a pedagogic exposition of their use of diagrams in obtaining renormalization is of value and, when taken in conjunction with our exposition of Improved Wyld-Lee theory, allows the relationship between the two formalisms to be clearly seen. In this way we are able to show that the two formalisms are fully equivalent.

A. Setting up the formalism

It has been seen already that the velocity field $u_\alpha(\mathbf{x}, t)$ is a fundamental observable in fluid dynamics. The MSR formalism extends the common notion of it to that of a classical statistical operator [52,55]. In the language of quantum field theory (QFT), it is similar to a Heisenberg operator, in that it is time dependent [45]. This is an essential first step in establishing the formalism.

1. Dynamical equations

A generalized equation of motion for a generalized field variable, $\psi(1) \equiv u_{\alpha_1}(\mathbf{x}_1, t_1)$, is introduced:

$$\partial_{t_1} \psi(1) = U(1) + U(12)\psi(2) + U(123)\psi(2)\psi(3).$$

It is argued that this equation can accommodate many dynamical systems, and in principle, can be generalized to higher orders of interaction. We are free with the choice of variables and so to maintain consistency with the previous part of this paper, we continue to work in spectral space:

$$\begin{aligned} \partial_t \tilde{u}_\alpha(\mathbf{k}, t) &= U_\alpha(\mathbf{k}; t) + U_{\alpha\beta}(\mathbf{k}, \mathbf{j}; t, t') \tilde{u}_\beta(\mathbf{j}, t') \\ &+ U_{\alpha\beta\gamma}(\mathbf{k}, \mathbf{j}, \mathbf{l}; t, t', t'') \tilde{u}_\beta(\mathbf{j}, t') \tilde{u}_\gamma(\mathbf{l}, t''). \end{aligned} \quad (74)$$

The quantities defined within,

$$U_\alpha(\mathbf{k}; t) \leftrightarrow \text{0-point potential/external force}, \quad (75)$$

$$U_{\alpha\beta}(\mathbf{k}, \mathbf{j}; t, t') \leftrightarrow \text{1-point potential}, \quad (76)$$

$$U_{\alpha\beta\gamma}(\mathbf{k}, \mathbf{j}, \mathbf{l}; t, t', t'') \leftrightarrow \text{2-point potential}, \quad (77)$$

are the generalized interaction potential functions, which may depend on time and be random. Integration of repeated arguments and summation of indices is implied. Using δ functions for wave vector and time arguments, and Kronecker δ where needed, we can specify these potentials to give the spectral NSE:

$$U_\alpha(\mathbf{k}; t) = \tilde{f}_\alpha(\mathbf{k}, t) \Rightarrow F_\alpha(\mathbf{k}, t), \quad (78)$$

$$U_{\alpha\beta}(\mathbf{k}, \mathbf{j}; t, t') \tilde{u}_\alpha(\mathbf{j}, t) = -v \int d^3j \int dt' \delta_{\alpha\beta} \delta(\mathbf{k} - \mathbf{j}) \delta(t - t') \mathbf{j}^2 \tilde{u}_\alpha(\mathbf{j}, t) \Rightarrow D_{\alpha\beta}(\mathbf{k}, \mathbf{j}; t, t') \equiv -v \int d^3j \int dt' \delta_{\alpha\beta} \delta(\mathbf{k} - \mathbf{j}) \delta(t - t') \mathbf{j}^2, \quad (79)$$

$$\begin{aligned} U_{\alpha\beta\gamma}(\mathbf{k}, \mathbf{j}, \mathbf{l}; t, t', t'') \tilde{u}_\beta(\mathbf{j}, t') \tilde{u}_\gamma(\mathbf{l}, t'') &= \lambda M_{\alpha\beta\gamma}^{(0)}(\mathbf{k}) \int d^3j \int d^3l \int dt' \int dt'' \delta(\mathbf{k} - \mathbf{j} - \mathbf{l}) \delta(t - t') \delta(t - t'') \tilde{u}_\beta(\mathbf{j}, t') \tilde{u}_\gamma(\mathbf{l}, t'') \\ &\Rightarrow M_{\alpha\beta\gamma}^{(0)}(\mathbf{k}, \mathbf{j}, \mathbf{l}; t, t', t'') \equiv \lambda M_{\alpha\beta\gamma}^{(0)}(\mathbf{k}) \int d^3j \int d^3l \int dt' \int dt'' \delta(\mathbf{k} - \mathbf{j} - \mathbf{l}) \delta(t - t') \delta(t - t''). \end{aligned} \quad (80)$$

We see that the zero-point potential takes the role of the external force, which is uncoupled to the velocity field; the one-point potential comprises the linear terms of the equation, namely, the dissipative term; and the two-point potential now becomes the convection term. We have relabeled the potentials to help in the comparison.

In keeping the goal of an analogous formalism to QFT, an adjoint operator is introduced by way of a canonical commutation relation,

$$[\tilde{u}_\alpha(\mathbf{k}, t), \widehat{u}_\beta(\mathbf{k}', t)] = \delta_{\alpha\beta} \delta(\mathbf{k} - \mathbf{k}'), \quad (81)$$

thus defining the operator as a functional derivative,

$$\widehat{u}_\alpha(\mathbf{k}, t) \equiv \frac{-\delta}{\delta \tilde{u}_\alpha(\mathbf{k}, t)}. \quad (82)$$

In the path-integral formalism, the Fourier conjugate of the adjoint field occurs naturally in the treatment of the δ functional (see, for example, Jensen [49] and Krommes [16]). An equation of motion for the adjoint field,

$$\begin{aligned} -\partial_t \widehat{u}_\alpha(\mathbf{k}, t) &= D_{\beta\alpha}(\mathbf{k}, \mathbf{j}; t, t') \widehat{u}_\beta(\mathbf{j}, t') \\ &+ M_{\beta\gamma\alpha}^{(0)}(\mathbf{j}, \mathbf{l}, \mathbf{k}; t', t'', t) \widehat{u}_\beta(\mathbf{j}, t') \widehat{u}_\gamma(\mathbf{l}, t''), \end{aligned} \quad (83)$$

may be constructed using Eqs. (74), (81), and the canonical relations,

$$\partial_t \tilde{u}_\alpha(\mathbf{k}, t) = \frac{\delta \mathcal{H}[\mathbf{u}, \hat{\mathbf{u}}, t]}{\delta \tilde{u}_\alpha(\mathbf{k}, t)}, \quad -\partial_t \hat{u}_\alpha(\mathbf{k}, t) = \frac{\delta \mathcal{H}[\mathbf{u}, \hat{\mathbf{u}}, t]}{\delta \hat{u}_\alpha(\mathbf{k}, t)}; \quad (84)$$

the generalized Hamiltonian functional, $\mathcal{H}[\mathbf{u}, \hat{\mathbf{u}}, t]$, is postulated and then determined from the first of these relations; see, for example, Refs. [51, 52, 57, 61].

We can construct a single dynamical equation that includes Eqs. (74) and (83). Both fields are collected together in what Eyink calls a ‘‘doublet field’’ [57] and Krommes calls an ‘‘extended field vector’’ [16]:

$$\mathcal{U}(\alpha, \mathbf{k}; t) = \begin{bmatrix} \tilde{u}_\alpha(\mathbf{k}, t) \\ \hat{u}_\alpha(\mathbf{k}, t) \end{bmatrix}. \quad (85)$$

For these ‘‘doublet’’ quantities, a curly script is used and their doublet-vector indices are given in small caps font where the indices are either + or –; for example, $\mathcal{U}_{A=+}(\alpha, \mathbf{k}; t) = \tilde{u}_\alpha(\mathbf{k}, t)$. We can also establish a commutator for the doublet field vector,

$$[\mathcal{U}_A(\alpha, \mathbf{k}; t), \mathcal{U}_B(\beta, \mathbf{k}'; t)] = i[\sigma_2]_{AB} \delta_{\alpha\beta} \delta(\mathbf{k} - \mathbf{k}'), \quad (86)$$

where the (Pauli) matrix is

$$\sigma_2 \equiv \begin{bmatrix} 0 & i \\ i & 0 \end{bmatrix}. \quad (87)$$

As argument labels will soon increase, we continue with our reduced notation where all arguments are combined into subscript wave vectors, $\mathcal{U}_A(\alpha, \mathbf{k}; t) \rightarrow \mathcal{U}_{\mathbf{k}}$; this is effectively the same as the notation used in MSR.

An equation of motion for the doublet field vector is then simply constructed from the dynamical equations of \mathbf{u} and $\hat{\mathbf{u}}$:

$$-i\sigma_2 \partial_t \mathcal{U}_{\mathbf{k}} = \mathcal{F}_{\mathbf{k}} + \mathcal{D}_{\mathbf{k}, \mathbf{j}} \mathcal{U}_{\mathbf{j}} + \frac{1}{2} \mathcal{M}_{\mathbf{k}, \mathbf{j}, \mathbf{l}}^{(0)} \mathcal{U}_{\mathbf{j}} \mathcal{U}_{\mathbf{l}}. \quad (88)$$

Once again, the curly script used for the so-called doublet-field potentials distinguishes them from their earlier counterparts. The above equation combines the system of equations, Eqs. (74) and (83), into a single equation for a single field variable; it is to this equation that we apply our statistics.

2. Statistics

A generating functional is introduced and used to create all statistical quantities,

$$\mathcal{Z} = \left\{ \exp \left[\int_{t_i}^{t_f} \mathcal{U}_A(\alpha, \mathbf{k}; t) \eta_A(\alpha, \mathbf{k}; t) dt \right] \right\}_{\mathcal{T}}, \quad (89)$$

where $\{\cdot\}_{\mathcal{T}}$ denotes time ordering. Here $\eta_A(\alpha, \mathbf{k}, t)$ plays the role of the source term that is standard to these techniques. It is, in effect, a perturbation to the zero-point potential [cf. Eq. (68)].

Using the generating functional, one can find the statistical moments or cumulants as needed through functional differentiation of the generating functional with respect to the source term. In practice, the cumulants are obtained by functionally differentiating the logarithm of the generating functional, returning what are called the connected Green’s functions [45]. As an example, the first- and second-order

cumulants are produced, respectively, via

$$G_A(\alpha; \mathbf{k}; t) = \frac{\delta}{\delta \eta_A(\alpha, \mathbf{k}, t)} \ln \langle \mathcal{Z} \rangle = \frac{\langle \{ \mathcal{Z} \mathcal{U}_A(\alpha, \mathbf{k}, t) \}_{\mathcal{T}} \rangle}{\langle \mathcal{Z} \rangle}, \quad (90)$$

$$\begin{aligned} G_{AB}(\alpha, \beta; \mathbf{k}, \mathbf{k}'; t, t') &= \frac{\delta^2}{\delta \eta_A(\alpha, \mathbf{k}, t) \delta \eta_B(\beta, \mathbf{k}', t')} \ln \langle \mathcal{Z} \rangle \\ &= \frac{\delta}{\delta \eta_A(\alpha, \mathbf{k}, t)} G_B(\beta; \mathbf{k}'; t'). \end{aligned} \quad (91)$$

In the reduced notation, $G_A(\alpha; \mathbf{k}; t) \rightarrow G_{\mathbf{k}}$ and $G_{AB}(\alpha, \beta; \mathbf{k}, \mathbf{k}'; t, t') \rightarrow G_{\mathbf{k}, \mathbf{k}'}$. Note that the correlator and propagator functions are contained within the second-order cumulant of the extended field vector,

$$\begin{aligned} G(\alpha, \beta, \mathbf{k}, \mathbf{k}'; t, t')|_{\eta=0} &= \begin{bmatrix} \langle \tilde{u}_\alpha(\mathbf{k}, t) \tilde{u}_\beta(\mathbf{k}', t') \rangle & \langle \tilde{u}_\alpha(\mathbf{k}, t) \hat{u}_\beta(\mathbf{k}', t') \rangle \\ \langle \hat{u}_\alpha(\mathbf{k}, t) \tilde{u}_\beta(\mathbf{k}', t') \rangle & 0 \end{bmatrix} \\ &= \begin{bmatrix} C_{\alpha\beta}(\mathbf{k}, \mathbf{k}'; t, t') & R_{\alpha\beta}(\mathbf{k}, \mathbf{k}'; t, t') \\ R_{\beta\alpha}(\mathbf{k}', \mathbf{k}; t', t) & 0 \end{bmatrix}, \end{aligned} \quad (92)$$

where we recall that $\tilde{u}_\alpha(\mathbf{k}, t)$ is defined in (82)

The interest is in obtaining a dynamical equation for a particular statistical quantity, which for example can be the second-order correlation function of two velocity fields of a turbulent fluid. Using Eqs. (88), (90), and (91), one can construct an equation of motion for the mean field:

$$-i\sigma_2 \partial_t G_{\mathbf{k}} = \mathcal{F}_{\mathbf{k}} + \eta_{\mathbf{k}} + \mathcal{D}_{\mathbf{k}, \mathbf{j}} G_{\mathbf{j}} + \frac{1}{2} \mathcal{M}_{\mathbf{k}, \mathbf{j}, \mathbf{l}}^{(0)} (G_{\mathbf{j}, \mathbf{l}} + G_{\mathbf{j}} G_{\mathbf{l}}). \quad (93)$$

A second-order cumulant is present on the right-hand side in this equation for the first-order cumulant on the left-hand side, thus generating a statistical hierarchy and so the closure problem. Differentiating Eq. (93) by $\eta_{\mathbf{k}'}$ gives

$$\begin{aligned} -i\sigma_2 \partial_t G_{\mathbf{k}, \mathbf{k}'} &= \delta_{\mathbf{k}, \mathbf{k}'} + \mathcal{D}_{\mathbf{k}, \mathbf{j}} G_{\mathbf{j}, \mathbf{k}'} \\ &+ \mathcal{M}_{\mathbf{k}, \mathbf{j}, \mathbf{l}}^{(0)} \left(G_{\mathbf{j}, \mathbf{l}, \mathbf{k}'} + \frac{1}{2} \frac{\delta G_{\mathbf{j}, \mathbf{l}}}{\delta \eta_{\mathbf{k}'}} \right). \end{aligned} \quad (94)$$

In this case, the problem of closure occurs with the last term where a third-order cumulant is introduced:

$$\frac{\delta G_{\mathbf{k}, \mathbf{j}}}{\delta \eta_{\mathbf{l}}} = G_{\mathbf{k}, \mathbf{j}, \mathbf{l}}. \quad (95)$$

A method is needed to proceed further without the introduction of *ad hoc* hypotheses to link various moments or cumulants.

3. Closure

The problem of closure can now be addressed. The method employed by MSR is the Schwinger-Dyson formalism, which has been used to deal with the closure problem in QFT [45]. The authors sought a way to transfer this quantum statistical formalism to classical physics. By way of a functional Legendre transform,

$$\begin{aligned} \mathcal{L}[G_A(\alpha; \mathbf{k}; t)] &= \ln \mathcal{Z}[\eta_A(\alpha; \mathbf{k}; t)] \\ &- G_A(\alpha'; \mathbf{k}'; t') \eta_A(\alpha'; \mathbf{k}'; t'), \end{aligned} \quad (96)$$

a closure can be found through the introduction of vertex functions which can be related to cumulants of order n through n -order functional derivatives of the above equation with respect to G_j [16]. As we wish to find a closure for the third-order cumulant, it is straightforward to calculate the three-point vertex function,

$$\begin{aligned} \mathcal{M}_{ABC}(\alpha, \beta, \gamma; \mathbf{k}, \mathbf{j}, \mathbf{l}; t, t', t'') \\ = \frac{\delta^3 \mathcal{L}[G_A(\alpha'; \mathbf{k}'; s')]}{\delta G_A(\alpha; \mathbf{k}; t) \delta G_B(\beta; \mathbf{j}; t') \delta G_C(\gamma; \mathbf{l}; t'')} \end{aligned} \quad (97)$$

$$= -\frac{\delta}{\delta G_A(\alpha; \mathbf{k}; t)} [G_{BC}(\beta, \gamma; \mathbf{j}, \mathbf{l}; t', t'')]^{-1}, \quad (98)$$

which is symmetric with respect to the indices A, B, and C. We also note this is different from usual QFT notation, in that we use \mathcal{M} to represent this function instead of the more common Γ , which is used in both Wyld and MSR; the reason for doing this is for its connection to the renormalized vertex function introduced earlier. Similarly, the last term in (94) may be rewritten to contain the three-point vertex:

$$\begin{aligned} \frac{1}{2} \mathcal{M}_{\mathbf{k}, \mathbf{j}, \mathbf{l}}^{(0)} \frac{\delta G_{\mathbf{j}, \mathbf{l}}}{\delta \eta_{\mathbf{k}'}} &= \frac{1}{2} \mathcal{M}_{\mathbf{k}, \mathbf{j}, \mathbf{l}}^{(0)} G_{\mathbf{j}, \mathbf{j}'} G_{\mathbf{l}, \mathbf{l}'} \left(\frac{-\delta [G_{\mathbf{j}', \mathbf{l}'}]^{-1}}{\delta G_{\mathbf{m}}} \right) G_{\mathbf{m}, \mathbf{k}'} \\ &= \frac{1}{2} \mathcal{M}_{\mathbf{k}, \mathbf{j}, \mathbf{l}}^{(0)} G_{\mathbf{j}, \mathbf{j}'} G_{\mathbf{l}, \mathbf{l}'} \mathcal{M}_{\mathbf{m}, \mathbf{j}', \mathbf{l}'} G_{\mathbf{m}, \mathbf{k}'}. \end{aligned} \quad (99)$$

Another function that is crucial in QFT is the self-energy function [62]. In particle physics self-energy is responsible for attributing a particle with a ‘‘dressed’’ or renormalized mass, which is an observable quantity. In the present calculation, the self-energy is defined using the three-point vertex,

$$\begin{aligned} \Sigma_{AA'}(\alpha, \alpha'; \mathbf{k}, \mathbf{k}'; t, t') \\ \equiv \frac{1}{2} \mathcal{M}_{ABC}^{(0)}(\alpha, \beta, \gamma; \mathbf{k}, \mathbf{j}, \mathbf{l}; t, r, s) G_{BB'}(\beta, \beta'; \mathbf{j}, \mathbf{j}'; r, r') \\ \times G_{CC'}(\gamma, \gamma'; \mathbf{l}, \mathbf{l}'; s, s') \mathcal{M}_{A'B'C'}(\alpha', \beta', \gamma'; \mathbf{k}', \mathbf{j}', \mathbf{l}'; t', r', s'), \end{aligned} \quad (100)$$

or in reduced notation,

$$\Sigma_{\mathbf{k}, \mathbf{k}'} \equiv \frac{1}{2} \mathcal{M}_{\mathbf{k}, \mathbf{j}, \mathbf{l}}^{(0)} G_{\mathbf{j}, \mathbf{j}'} G_{\mathbf{l}, \mathbf{l}'} \mathcal{M}_{\mathbf{k}', \mathbf{j}', \mathbf{l}'}. \quad (101)$$

The dynamical equation for the second-order cumulant, Eq. (94), can be rewritten with the self-energy term as

$$-i\sigma_2 \partial_t G_{\mathbf{k}, \mathbf{k}'} = \delta_{\mathbf{k}, \mathbf{k}'} + \mathcal{D}_{\mathbf{k}, \mathbf{j}} G_{\mathbf{j}, \mathbf{k}'} + \mathcal{M}_{\mathbf{k}, \mathbf{j}, \mathbf{l}}^{(0)} G_{\mathbf{j}} G_{\mathbf{l}, \mathbf{k}'} + \Sigma_{\mathbf{k}, \mathbf{j}} G_{\mathbf{j}, \mathbf{k}'}. \quad (102)$$

The inclusion of the self-energy leads to the establishment of the well-known Dyson equation [63]

$$[G_{\mathbf{k}, \mathbf{k}'}^{(0)}]^{-1} G_{\mathbf{j}, \mathbf{k}'} = \delta_{\mathbf{k}, \mathbf{k}'} + \Sigma_{\mathbf{k}, \mathbf{j}} G_{\mathbf{j}, \mathbf{k}'}. \quad (103)$$

The Dyson equation is an equation of motion for the second-order cumulant, which is directly obtained from Eq. (101). It also establishes the inverse bare second-order cumulant, defined by

$$[G_{\mathbf{k}, \mathbf{k}'}^{(0)}]^{-1} \equiv -i\sigma_2 \partial_t \delta_{\mathbf{k}, \mathbf{k}'} - \mathcal{D}_{\mathbf{k}, \mathbf{k}'} - \mathcal{M}_{\mathbf{k}, \mathbf{j}, \mathbf{k}'}^{(0)} G_{\mathbf{j}}. \quad (104)$$

Written differently,

$$[G_{\mathbf{k}, \mathbf{k}'}]^{-1} = [G_{\mathbf{k}, \mathbf{k}'}^{(0)}]^{-1} - \Sigma_{\mathbf{k}, \mathbf{k}'}, \quad (105)$$

this equation gives similar (Dyson) equations relating the bare and exact propagators,

$$[R_{\mathbf{k}, \mathbf{k}'}]^{-1} = [R_{\mathbf{k}, \mathbf{k}'}^{(0)}]^{-1} - [\Sigma_{\mathbf{k}, \mathbf{k}'}]_{\pm\mp}, \quad (106)$$

which are the off-diagonal components in $[G_{\mathbf{k}, \mathbf{k}'}]^{-1}$; this equation can be rearranged to give

$$R_{\mathbf{k}, \mathbf{k}'} = R_{\mathbf{k}, \mathbf{k}'}^{(0)} + R_{\mathbf{k}, \mathbf{j}}^{(0)} [\Sigma_{\mathbf{j}, \mathbf{j}'}]_{\pm\mp} R_{\mathbf{j}', \mathbf{k}'}. \quad (107)$$

One can see that the renormalization is already done in the above by the self-energy term. Furthermore, this is the propagator (to second order) established earlier,

$$\begin{aligned} R_{\alpha\beta}(\mathbf{k}; t, t') \\ = R_{\alpha\beta}^{(0)}(\mathbf{k}; t, t') + R_{\alpha\alpha'}^{(0)}(\mathbf{k}; t, t'') [M_{\alpha'\delta\gamma}(\mathbf{k}) R_{\delta\delta'}(\mathbf{k} - \mathbf{j}; t'', s) \\ \times C_{\gamma\gamma'}(\mathbf{j}; t'', s) M_{\delta'\beta'\gamma'}(-\mathbf{k}) R_{\beta'\beta}(-\mathbf{k}; s, t')]. \end{aligned} \quad (108)$$

Returning to the vertex function, by differentiating Eq. (105) and using Eq. (98) it can be rewritten in terms of the self-energy and itself:

$$\mathcal{M}_{\mathbf{k}, \mathbf{j}, \mathbf{l}} = \mathcal{M}_{\mathbf{k}, \mathbf{j}, \mathbf{l}}^{(0)} + \left(\frac{\delta \Sigma_{\mathbf{k}, \mathbf{j}}}{\delta G_{\mathbf{k}', \mathbf{j}'}} \right) G_{\mathbf{k}', \mathbf{k}''} G_{\mathbf{j}', \mathbf{j}''} \mathcal{M}_{\mathbf{k}'', \mathbf{j}'', \mathbf{l}}. \quad (109)$$

This completes our brief exposition of the MSR formalism. We now have a set of equations that close the statistical hierarchy:

$$-i\sigma_2 \partial_t G_{\mathbf{k}} = \mathcal{F}_{\mathbf{k}} + \mathcal{D}_{\mathbf{k}, \mathbf{y}} G_{\mathbf{j}} + \frac{1}{2} \mathcal{M}_{\mathbf{k}, \mathbf{j}, \mathbf{l}}^{(0)} (G_{\mathbf{j}, \mathbf{z}} + G_{\mathbf{j}} G_{\mathbf{z}}), \quad (110)$$

$$-i\sigma_2 \partial_t G_{\mathbf{k}, \mathbf{k}'} = \delta_{\mathbf{k}, \mathbf{k}'} + \mathcal{D}_{\mathbf{k}, \mathbf{j}} G_{\mathbf{j}, \mathbf{k}'} + \mathcal{M}_{\mathbf{k}, \mathbf{j}, \mathbf{l}}^{(0)} G_{\mathbf{j}} G_{\mathbf{l}, \mathbf{k}'} + \Sigma_{\mathbf{k}, \mathbf{j}} G_{\mathbf{j}, \mathbf{k}'}, \quad (111)$$

$$\Sigma_{\mathbf{k}, \mathbf{k}'} = \frac{1}{2} \mathcal{M}_{\mathbf{k}, \mathbf{j}, \mathbf{l}}^{(0)} G_{\mathbf{j}, \mathbf{j}'} G_{\mathbf{l}, \mathbf{l}'} \mathcal{M}_{\mathbf{k}', \mathbf{j}', \mathbf{l}'}. \quad (112)$$

$$\mathcal{M}_{\mathbf{k}, \mathbf{j}, \mathbf{l}} = \mathcal{M}_{\mathbf{k}, \mathbf{j}, \mathbf{l}}^{(0)} + \left(\frac{\delta \Sigma_{\mathbf{k}, \mathbf{j}}}{\delta G_{\mathbf{k}', \mathbf{j}'}} \right) G_{\mathbf{k}', \mathbf{k}''} G_{\mathbf{j}', \mathbf{j}''} \mathcal{M}_{\mathbf{k}'', \mathbf{j}'', \mathbf{l}}. \quad (113)$$

Going one step further to incorporate the self-energy term:

$$-i\sigma_2 \partial_t G_{\mathbf{k}} = \mathcal{F}_{\mathbf{k}} + \mathcal{D}_{\mathbf{k}, \mathbf{y}} G_{\mathbf{j}} + \frac{1}{2} \mathcal{M}_{\mathbf{k}, \mathbf{j}, \mathbf{l}}^{(0)} (G_{\mathbf{j}, \mathbf{z}} + G_{\mathbf{j}} G_{\mathbf{z}}), \quad (114)$$

$$\begin{aligned} -i\sigma_2 \partial_t G_{\mathbf{k}, \mathbf{k}'} &= \delta_{\mathbf{k}, \mathbf{k}'} + \mathcal{D}_{\mathbf{k}, \mathbf{j}} G_{\mathbf{j}, \mathbf{k}'} + \mathcal{M}_{\mathbf{k}, \mathbf{j}, \mathbf{l}}^{(0)} G_{\mathbf{j}} G_{\mathbf{l}, \mathbf{k}'} \\ &+ \left(\frac{1}{2} \mathcal{M}_{\mathbf{k}, \mathbf{m}, \mathbf{n}}^{(0)} G_{\mathbf{m}, \mathbf{m}'} G_{\mathbf{n}, \mathbf{n}'} \mathcal{M}_{\mathbf{j}, \mathbf{m}', \mathbf{n}'} \right) G_{\mathbf{j}, \mathbf{k}'}, \end{aligned} \quad (115)$$

$$\begin{aligned} \mathcal{M}_{\mathbf{k}, \mathbf{j}, \mathbf{l}} &= \mathcal{M}_{\mathbf{k}, \mathbf{j}, \mathbf{l}}^{(0)} + \left[\frac{\delta}{\delta G_{\mathbf{k}', \mathbf{j}'}} \left(\frac{1}{2} \mathcal{M}_{\mathbf{k}, \mathbf{m}, \mathbf{n}}^{(0)} G_{\mathbf{m}, \mathbf{m}'} G_{\mathbf{n}, \mathbf{n}'} \mathcal{M}_{\mathbf{j}, \mathbf{m}', \mathbf{n}'} \right) \right] \\ &\times G_{\mathbf{k}', \mathbf{k}''} G_{\mathbf{j}', \mathbf{j}''} \mathcal{M}_{\mathbf{k}'', \mathbf{j}'', \mathbf{l}}, \end{aligned} \quad (116)$$

we find that these equations require iterations which can also extend to infinite orders. Truncations of $\mathcal{M}_{\mathbf{k}, \mathbf{j}, \mathbf{l}}$ are then necessary to deliver practical and computable results. The first-order truncation of the vertex function is

$$\mathcal{M}_{\mathbf{k}, \mathbf{j}, \mathbf{l}} \approx \mathcal{M}_{\mathbf{k}, \mathbf{j}, \mathbf{l}}^{(0)}, \quad (117)$$

We now express the self-energy and vertex equations in diagrams. Using the earlier graphical notation for the bare and exact vertices from Sec. II B, the self-energy, Eq. (101), can be presented as

$$\Sigma_{\mathbf{k},\mathbf{k}'} = \frac{1}{2} \mathcal{M}_{\mathbf{k},\mathbf{j},\mathbf{k}-\mathbf{j}}^{(0)} \begin{array}{c} G_{\mathbf{j},\mathbf{j}'} \\ \text{---} \text{---} \\ \text{---} \text{---} \\ G_{\mathbf{k}-\mathbf{j},\mathbf{k}'-\mathbf{j}'} \end{array} \mathcal{M}_{\mathbf{k}',\mathbf{j}',\mathbf{k}'-\mathbf{j}'} . \quad (129)$$

Similarly, the vertex diagram, Eq. (109), is

$$\begin{array}{c} \circ \\ \mathcal{M}_{\mathbf{k},\mathbf{j},\mathbf{l}} \end{array} = \begin{array}{c} \bullet \\ \mathcal{M}_{\mathbf{k},\mathbf{j},\mathbf{l}}^{(0)} \end{array} + \begin{array}{c} G_{\mathbf{j}',\mathbf{j}''} \\ \text{---} \text{---} \\ \text{---} \text{---} \\ G_{\mathbf{l}',\mathbf{l}''} \end{array} I_4 \mathcal{M}_{\mathbf{k},\mathbf{j}'',\mathbf{l}''} ; \quad (130)$$

the quantity I_4 is used here in place of $\delta \Sigma_{\mathbf{k},\mathbf{j}} / \delta G_{\mathbf{k}',\mathbf{j}'}$. This equation can be substituted into the vertex term of Eq. (129), giving

$$\Sigma = \frac{1}{2} \begin{array}{c} G \\ \text{---} \text{---} \\ \text{---} \text{---} \\ \mathcal{M}^{(0)} \end{array} \mathcal{M}^{(0)} + \frac{1}{2} \begin{array}{c} G \quad G \\ \text{---} \text{---} \\ \text{---} \text{---} \\ \mathcal{M}^{(0)} \end{array} I_4 \mathcal{M} , \quad (131)$$

where wave-vector labels have been suppressed; the corresponding equation to this diagram is

$$\Sigma_{\mathbf{k},\mathbf{k}'} = \frac{1}{2} \mathcal{M}_{\mathbf{k},\mathbf{j},\mathbf{l}}^{(0)} G_{\mathbf{j},\mathbf{j}'} G_{\mathbf{l},\mathbf{l}'} \mathcal{M}_{\mathbf{k}',\mathbf{j}',\mathbf{l}'}^{(0)} + \frac{1}{2} \mathcal{M}_{\mathbf{k},\mathbf{j},\mathbf{l}}^{(0)} G_{\mathbf{j},\mathbf{j}'} G_{\mathbf{l},\mathbf{l}'} \left[\frac{\delta \Sigma_{\mathbf{j},\mathbf{l}'}}{\delta G_{\mathbf{m},\mathbf{n}}} \right] G_{\mathbf{m},\mathbf{m}'} G_{\mathbf{n},\mathbf{n}'} \mathcal{M}_{\mathbf{k}',\mathbf{m}',\mathbf{n}'} . \quad (132)$$

We introduce a diagram for the four-point term I_4 for convenience; it can be written as

$$\boxed{I_4} = \begin{array}{c} G \\ \text{---} \text{---} \\ \text{---} \text{---} \\ \mathcal{M}^{(0)} \end{array} \mathcal{M} + \begin{array}{c} G \\ \text{---} \text{---} \\ \text{---} \text{---} \\ \mathcal{M}^{(0)} \end{array} \mathcal{M} + \begin{array}{c} G \\ \text{---} \text{---} \\ \text{---} \text{---} \\ \mathcal{M}^{(0)} \end{array} I_5 , \quad (133)$$

with the corresponding equation

$$\begin{aligned} I_4 &= \frac{\delta \Sigma_{\mathbf{j},\mathbf{l}'}}{\delta G_{\mathbf{m},\mathbf{n}}} = \frac{\delta}{\delta G_{\mathbf{m},\mathbf{n}}} \left(\frac{1}{2} \mathcal{M}_{\mathbf{j}',\mathbf{g},\mathbf{h}}^{(0)} G_{\mathbf{g},\mathbf{g}'} G_{\mathbf{h},\mathbf{h}'} \mathcal{M}_{\mathbf{l}',\mathbf{g}',\mathbf{h}'} \right) \\ &= \frac{1}{2} \mathcal{M}_{\mathbf{j}',\mathbf{m},\mathbf{h}}^{(0)} G_{\mathbf{h},\mathbf{h}'} \mathcal{M}_{\mathbf{l}',\mathbf{n},\mathbf{h}'} + \frac{1}{2} \mathcal{M}_{\mathbf{j}',\mathbf{g},\mathbf{m}}^{(0)} G_{\mathbf{g},\mathbf{g}'} \mathcal{M}_{\mathbf{l}',\mathbf{g}',\mathbf{n}} + \frac{1}{2} \mathcal{M}_{\mathbf{j}',\mathbf{g},\mathbf{h}}^{(0)} G_{\mathbf{g},\mathbf{g}'} G_{\mathbf{h},\mathbf{h}'} \frac{\delta}{\delta G_{\mathbf{m},\mathbf{n}}} (\mathcal{M}_{\mathbf{l}',\mathbf{g}',\mathbf{h}'}). \end{aligned} \quad (134)$$

The term $I_5 \equiv \delta \mathcal{M}_{\mathbf{l}',\mathbf{g}',\mathbf{h}'} / \delta G_{\mathbf{m},\mathbf{n}}$ has also been temporarily introduced. As the next steps are intermediate, we will briefly suppress labels. Inserting Eq. (133) into Eq. (131) results in an expansion:

$$\Sigma = \frac{1}{2} \begin{array}{c} \text{---} \text{---} \\ \text{---} \text{---} \end{array} + \frac{1}{2} \begin{array}{c} \text{---} \text{---} \\ \text{---} \text{---} \\ \text{---} \text{---} \end{array} + \frac{1}{4} \begin{array}{c} \text{---} \text{---} \\ \text{---} \text{---} \\ \text{---} \text{---} \end{array} . \quad (135)$$

This can be further written with the bare vertices as

$$\Sigma = \frac{1}{2} \begin{array}{c} \text{---} \text{---} \\ \text{---} \text{---} \end{array} + \frac{1}{2} \begin{array}{c} \text{---} \text{---} \\ \text{---} \text{---} \\ \text{---} \text{---} \end{array} + \mathcal{O}(\lambda^5), \quad (136)$$

where we make the association of λ with the bare vertex term $\mathcal{M}^{(0)}$ as was done in the previous section.

Note that $\mathcal{M}^{(0)}$ is a $2 \times 2 \times 2$ tensor, and it can be shown [16,51] to be symmetric with three nonzero entries:

$$[\mathcal{M}_{\mathbf{k},\mathbf{j},\mathbf{l}}^{(0)}]_{++-} = [\mathcal{M}_{\mathbf{k},\mathbf{j},\mathbf{l}}^{(0)}]_{+-+} = [\mathcal{M}_{\mathbf{k},\mathbf{j},\mathbf{l}}^{(0)}]_{-++}. \quad (137)$$

Using this and noting that only $[G_{\mathbf{a},\mathbf{b}}]_{--}$ vanishes, the self-energy is constrained to have only one zero component, $[\Sigma_{\mathbf{a},\mathbf{b}}]_{++}$. The remaining terms on the right-hand side of the self-energy equation Eq. (136) are found to be

$$\begin{aligned}
 - \text{diag} + &= \text{diag}(a) + \text{diag}(b) + \text{diag}(c) + \text{diag}(d) \\
 &+ \text{diag}(e) + \text{diag}(f) + \text{diag}(g) + \text{diag}(h) + \mathcal{O}(\lambda^5),
 \end{aligned} \tag{138}$$

for the off-diagonal terms, and

$$\begin{aligned}
 - \text{diag} - &= \text{diag}(a) + \text{diag}(b) + \text{diag}(c) + \text{diag}(d) \\
 &+ \text{diag}(e) + \text{diag}(f) + \text{diag}(g) + \text{diag}(h) + \mathcal{O}(\lambda^5),
 \end{aligned} \tag{139}$$

are the nonvanishing diagonal components. Both of these equations have been shown only to fourth order in $\mathcal{M}^{(0)}$ as this is the extent of this study.

We have obtained the above results, Eqs. (138) and (139) from the basic equations in MSR, and as we will see later in this section, they give a perturbation expansion that agrees with Wyld up to fourth order. However they never actually calculated in their paper the fourth order self-energy contributions as we have in Eqs. (138) and (139). Instead MSR recast their formalism into a simplified diagrammatic approach and from this their perturbation expansion was developed.

The MSR diagrammatic approach began by writing the fourth order contributions to the self-energy in terms of two Green's function lines convoluted with vertex functions. They wrote the nonvanishing elements of the self-energy tensor through the diagrammatic equations

$$\text{diag}(\Sigma_{--}) = \frac{1}{2} \text{diag}(\alpha) + \text{diag}(\beta) + \frac{1}{2} \text{diag}(\gamma), \tag{140}$$

$$\text{diag}(\Sigma_{\pm\mp}) = \text{diag}(\alpha) + \frac{1}{2} \text{diag}(\beta), \tag{141}$$

where α , β , and γ label the three vertex functions, which MSR claimed to be

$$\text{diag}(\alpha)_{--} = \text{diag}_1 + \text{diag}_2 + \text{diag}_3 + \text{diag}_4 + \mathcal{O}(\lambda^5), \tag{142}$$

$$\text{diag}(\beta)_{-+} = \text{diag}_5 + \text{diag}_6 + \mathcal{O}(\lambda^5). \tag{143}$$

$$\text{diag}(\gamma)_{--} = \text{diag}_7 + \mathcal{O}(\lambda^5). \tag{144}$$

These three terms correspond to the nonvanishing elements of \mathcal{M} , which are $[\mathcal{M}]_{++-}$, $[\mathcal{M}]_{--+}$, and $[\mathcal{M}]_{---}$, and their permutations. We have displayed these vertex functions noting specifically that for a given combination of indices, the α vertex function has four diagrams, the β vertex has two diagrams, and the γ vertex only one. The expressions on the left-hand side in the above equations indicate how vertex diagrams attach to the self-energy terms. Permuting indices leaves the vertices unchanged, for example $[\mathcal{M}]_{--+} = [\mathcal{M}]_{-+-} = [\mathcal{M}]_{+--}$, and diagrammatically this corresponds to in-plane rotations and reflections about a line connecting a vertex and the midpoint of an opposing edge. Such permutations are trivial for the α and γ vertex functions where any operation returns the same diagrams given in the above equations. The β vertices require these permutations to generate the necessary self-energy terms. For example, $\Sigma_{\mp\pm}$ uses Eq. (143) as it is shown; however, Σ_{--} requires a 120° counterclockwise rotation, $[\mathcal{M}]_{--+} \rightarrow [\mathcal{M}]_{+--}$, for diagrams Eq. (139)(f) and (e), respectively, whereas a 120° clockwise rotation, $[\mathcal{M}]_{--+} \rightarrow [\mathcal{M}]_{-+-}$, is needed for Eq. (139)(g) and (h), respectively. In this manner, one can confirm that all the diagrams in Eqs. (138) and (139) are produced. We will examine now in close detail how the formalisms of MSR and Wyld

lead to complete agreement at fourth order. Inserting the vertex corrections, Eqs. (142)–(144) into their respective positions in the self-energy diagrams, Eqs. (140) and (141), gives the self-energy diagrams to fourth order. Then, the expanded self-energies are inserted into Eq. (128) to obtain from the MSR formalism the propagator diagrams to fourth order:

$$\begin{aligned}
 \text{====} &= \text{---} + \wp^2 \text{---} + \wp^4 \text{---} + \wp^4 \text{---} + \wp^4 \text{---} \\
 &+ \frac{\wp^4}{2} \text{---} + \wp^4 \text{---} + \wp^4 \text{---} \\
 &+ \frac{\wp^4}{2} \text{---} + \frac{\wp^4}{2} \text{---} + \frac{\wp^4}{2} \text{---} \\
 &+ \frac{\wp^4}{2} \text{---} + \frac{\wp^4}{2} \text{---} + \frac{\wp^4}{2} \text{---} \\
 &+ \frac{\wp^4}{2} \text{---} + \frac{\wp^4}{2} \text{---} + \mathcal{O}(\lambda^6) .
 \end{aligned}
 \tag{145}$$

A factor \wp has been introduced for each vertex since this overall factor differs between MSR and Wyld. The labels (W_{pn}) correspond to Wyld’s propagator diagrams (57). Labels containing an asterisk denote diagrams with half the weighting of their Wyld counterparts; however there are always two such diagrams and their sum gives the correct weighting. Using this propagator expansion, the terms in Eq. (125) for the exact correlator may now be determined. Those terms obtained from the forcing function are

$$\begin{aligned}
 \text{===} \otimes \text{===} &= \text{---} + \wp^2 \text{---} + \wp^2 \text{---} \\
 &+ \wp^4 \text{---} + \wp^4 \text{---} + \wp^4 \text{---} \\
 &+ \wp^4 \text{---} + \wp^4 \text{---} + \frac{\wp^4}{2} \text{---} \\
 &+ \frac{\wp^4}{2} \text{---} + \wp^4 \text{---} + \wp^4 \text{---} \\
 &+ \wp^4 \text{---} + \wp^4 \text{---} + \frac{\wp^4}{2} \text{---} \\
 &+ \frac{\wp^4}{2} \text{---} + \frac{\wp^4}{2} \text{---} + \frac{\wp^4}{2} \text{---} \\
 &+ \frac{\wp^4}{2} \text{---} + \frac{\wp^4}{2} \text{---} + \frac{\wp^4}{2} \text{---} \\
 &+ \frac{\wp^4}{2} \text{---} + \frac{\wp^4}{2} \text{---} + \frac{\wp^4}{2} \text{---} \\
 &+ \frac{\wp^4}{2} \text{---} + \frac{\wp^4}{2} \text{---} + \frac{\wp^4}{2} \text{---}
 \end{aligned}
 \tag{146}$$

Similar to the above, the labels (W_n) here correspond to Wyld's correlator diagrams as seen in Fig. 1. Again, an asterisk denotes diagrams that are symmetric when reflected about a horizontal line and in Wyld's formalism such diagrams are equivalent.

Those diagrams representing the self-energy interaction are expressed by

$$\begin{aligned}
 \text{---} \circ \text{---} &= \frac{\varphi^2}{2} \text{---} \circ \text{---} + \varphi^4 \text{---} \circ \text{---} + \varphi^4 \text{---} \circ \text{---} \\
 &+ \frac{\varphi^2}{2} \text{---} \circ \text{---} + \frac{\varphi^4}{2} \text{---} \circ \text{---} + \frac{\varphi^4}{2} \text{---} \circ \text{---} \\
 &+ \frac{\varphi^2}{2} \text{---} \circ \text{---} + \frac{\varphi^2}{2} \text{---} \circ \text{---} + \frac{\varphi^2}{2} \text{---} \circ \text{---} \\
 &+ \frac{\varphi^2}{2} \text{---} \circ \text{---} + \frac{\varphi^2}{2} \text{---} \circ \text{---} + \frac{\varphi^2}{2} \text{---} \circ \text{---} \\
 &+ \frac{\varphi^2}{2} \text{---} \circ \text{---} + \frac{\varphi^2}{2} \text{---} \circ \text{---} + \mathcal{O}(\lambda^6)
 \end{aligned} \tag{147}$$

Combining Eqs. (146) and (147) gives the diagrammatic equation for the exact correlator function expanded to fourth order in the bare vertex as obtained by the MSR formalism. There are 44 diagrams counted in these two equations, confirming a statement made in the MSR paper. Some of these 44 diagrams are repetitions of the same diagram. If these diagrams are then combined taking appropriate account for weight factors, they yield the 33 diagrams in the Wyld perturbation expansion in Fig. 1. Comparing these two equations to the diagrams given in Fig. 1, it can be concluded that the MSR formalism gives the primitive correlator expansion of Wyld provided the factor $\varphi = 2$.

IV. COMPARISON

The renormalized diagrammatic expressions for homogeneous isotropic turbulence have been presented here according to the formalisms of Wyld (Secs. II B–II C) and Martin, Siggia, and Rose (Sec. III B). Comparisons are made between the Improved Wyld-Lee formalism presented in Sec. II C to expressions for the self-energy and vertex diagrams derived by MSR in the previous section. Ultimately we show that both formalisms are equivalent to fourth order.

To compare the diagram equations as obtained in their respective formalisms, some rearrangement of terms is necessary. Looking again at the propagator expression of Wyld in Eq. (67), this equation can be written in such a way as to anticipate the MSR form of the propagator with the self-energy term

$$\begin{aligned}
 \text{---} \circ \text{---} &= \text{---} \circ \text{---} + 4 \text{---} \circ \text{---} + 16 \text{---} \circ \text{---} + \mathcal{O}(\lambda^6) \\
 &= \text{---} \circ \text{---} + \text{---} \circ \text{---} \left(4 \text{---} \circ \text{---} + 16 \text{---} \circ \text{---} + \mathcal{O}(\lambda^6) \right)
 \end{aligned} \tag{148}$$

Noting the reflection symmetry about the horizontal line of Wyld diagrams, the fourth-order term in Eq. (148) can be written as a sum of two terms:

$$2 \text{---} \circ \text{---} = \text{---} \circ \text{---} + \text{---} \circ \text{---} \tag{149}$$

component are given as

$$\begin{aligned}
 \text{---} \circlearrowleft \Sigma_{--} \text{---} &= \frac{\wp^4}{2} \text{---} \circlearrowleft \text{---} + \frac{\wp^4}{2} \text{---} \diamond \text{---} \\
 &+ \wp^4 \text{---} \diamond \text{---} + \wp^4 \text{---} \diamond \text{---} \\
 &+ \wp^4 \text{---} \diamond \text{---} + \frac{\wp^4}{2} \text{---} \diamond \text{---} + \mathcal{O}(\lambda^6),
 \end{aligned} \tag{154}$$

and

$$\begin{aligned}
 \text{---} \circlearrowleft \Sigma_{\pm\mp} \text{---} &= \wp^2 \text{---} \circlearrowleft \text{---} + \wp^4 \text{---} \diamond \text{---} \\
 &+ \wp^4 \text{---} \diamond \text{---} + \wp^4 \text{---} \diamond \text{---} \\
 &+ \wp^4 \text{---} \diamond \text{---} + \mathcal{O}(\lambda^4).
 \end{aligned} \tag{155}$$

The term with both Σ_{--} and $\Sigma_{\pm\mp}$ will not be expanded. This term can be combined with Eq. (155) to give

$$\text{---} \circlearrowleft \Sigma_{\pm\mp} \otimes \text{---} + \text{---} \circlearrowleft \Sigma_{\pm\mp} \circlearrowleft \Sigma_{--} \text{---} = \text{---} \circlearrowleft \Sigma_{\pm\mp} \text{---} \tag{156}$$

Using the expressions (154)–(156), these equations can be substituted back into Eq. (151):

$$\begin{aligned}
 \text{---} \otimes \text{---} &= \text{---} \otimes \text{---} + 4 \text{---} \text{---} + 2 \text{---} \text{---} \\
 &+ 16 \text{---} \diamond \text{---} + 16 \text{---} \diamond \text{---} + 16 \text{---} \diamond \text{---} \\
 &+ 16 \text{---} \diamond \text{---} + 16 \text{---} \diamond \text{---} + 8 \text{---} \diamond \text{---} \\
 &+ 16 \text{---} \diamond \text{---} + 16 \text{---} \diamond \text{---} + 8 \text{---} \diamond \text{---}
 \end{aligned} \tag{157}$$

The term $\varphi = 2$ has been used, which will allow the comparison with Wyld. To make a comparison with this correlator, some adjustment is required for the Wyld correlator. The equation for the correlator given in Eq. (64),

$$\begin{aligned}
 \text{---}\times\text{---} &= \text{---}\langle ff \rangle\text{---} + 2\text{---}\text{---}\text{---} + 4\text{---}\text{---}\text{---} \\
 &+ 16\text{---}\text{---}\text{---} + 16\text{---}\text{---}\text{---} \\
 &+ 8\text{---}\text{---}\text{---} + 16\text{---}\text{---}\text{---} + \mathcal{O}(\lambda^6),
 \end{aligned}
 \tag{158}$$

can be expanded using the renormalized vertex expansion of Eq. (58) and truncated to fourth order, leaving

$$\begin{aligned}
 \text{---}\times\text{---} &= \text{---}\langle ff \rangle\text{---} + 2\text{---}\text{---}\text{---} + 4\text{---}\text{---}\text{---} \\
 &+ 16\text{---}\text{---}\text{---} + 8\text{---}\text{---}\text{---} + 16\text{---}\text{---}\text{---} \\
 &+ 16\text{---}\text{---}\text{---} + 8\text{---}\text{---}\text{---} + 16\text{---}\text{---}\text{---} \\
 &+ 16\text{---}\text{---}\text{---} + 16\text{---}\text{---}\text{---} + 16\text{---}\text{---}\text{---}
 \end{aligned}
 \tag{159}$$

This equation can be readily compared to Eq. (157). The double-force correlation term in Wyld can be connected with that given in MSR [see Eq. (126)]:

$$\langle \bar{f}\bar{f} \rangle = \otimes \tag{160}$$

Equations (157) and (159) are equivalent. It can be said that the results produced here by both formalisms are equivalent to fourth order. This raises questions on the claims by MSR and Kraichnan over the incorrect treatment of the vertex renormalization by Wyld. Their claim was that Wyld was missing certain classes of vertex corrections, namely, Eqs. (143) and (144). This is true, but Wyld's resummation procedure is also different from MSR. In the Wyld approach, at every order in the perturbation expansion, he adds what he calls irreducible diagrams. Notice in the original Wyld formulation his correlation equation (65) had two types of irreducible diagrams; one can compare to the corresponding MSR equation (140) and see the difference. In making this comparison, importantly note that the leftmost vertex in the Wyld case is also renormalized, which again differs from MSR. Nevertheless, as we saw on comparing Wyld and MSR, that up to fourth order, they lead to equivalent perturbation expansions. We made a modification to the original Wyld

procedure, in order to have a single procedure for treating both the propagator and correlator. For this, we modified the correlator equation of Wyld to Eq. (64), in which, just like for the propagator, the leftmost vertex and propagator remain unrenormalized. However the basic principle adopted by Wyld to include certain irreducible diagrams at each order in the perturbation expansion is still adhered to in our improved Wyld-Lee perturbation theory. Within this approach, again we explicitly confirmed that Eq. (64) agreed with MSR to fourth order.

V. CONCLUSION

The formalisms of Wyld and Martin, Siggia, and Rose have been presented in detail in this paper. Specific attention has been given to the diagrammatic interpretations of both formalisms, as this is where confusion can arise when making comparison.

A new derivation of the propagator and correlator for the Wyld formalism has been given, that obtains the corresponding expressions proposed by Lee. The main feature of this resummation procedure is that the leftmost propagator and leftmost vertex remain unrenormalized. This procedure, when added to the original Wyld formalism, we named here as the Improved Wyld-Lee Renormalized Perturbation Theory,

which in particular comprises Eqs. (64), (67), and (72). Applying this method for the propagator, one directly obtains the DIA results when truncated to lowest nontrivial order, just as one does with the MSR formalism.

Furthermore, equations of the Improved Wyld-Lee Formalism for the exact correlator (64) and propagator (67) have been shown to agree with the corresponding MSR equations (140) and (141), respectively. What we have pointed out here is that Wyld had a different procedure for expressing his basic equations, involving what he called irreducible terms. Accounting for these, we illustrated how the Wyld procedure agrees with MSR up to fourth order. We had included the factor \wp in the MSR diagrams [(154) and (155)] to account for a weighting factor. We found that setting $\wp = 2$ gives the proper Wyld weightings but this cannot be known *a priori* by the MSR procedure. However our corrections do not fundamentally change Wyld's approach of classifying

certain irreducible diagrams and accounting for them in his perturbation expansion. It is this procedure that makes his approach different from MSR, and due to that, just a simple comparison of the vertex functions in both formalisms is insufficient in making a comparison of the two formalisms. It is therefore the conclusion of this work that both formalisms are equivalent. This means that the Wyld formalism, with the diagrammatic resummation used here, produces equations for the exact correlator and propagator that are the same as those obtained using the formalism of MSR.

ACKNOWLEDGMENTS

A.B. was funded by STFC, M.S. was supported by the Deutsche Forschungsgemeinschaft (DFG), and W.D.M. acknowledges the support of an Emeritus Fellowship from the Leverhulme Trust.

-
- [1] P. A. Davidson, *Turbulence: An Introduction for Scientists and Engineers* (Oxford University Press, Oxford, 2004).
- [2] H. W. Wyld, *Ann. Phys.* **14**, 143 (1961).
- [3] P. C. Martin, E. D. Siggia, and H. A. Rose, *Phys. Rev. A* **8**, 423 (1973).
- [4] M. D. Millionshchikov, *Dokl. Akad. Nauk SSSR* **32**, 611 (1941).
- [5] I. Proudman and W. H. Reid, *Phil. Trans. Roy. Soc. London Ser. A* **247**, 163 (1954).
- [6] Y. Ogura, *J. Fluid Mech.* **16**, 33 (1963).
- [7] M. Lesieur, *Turbulence in Fluids* (Kluwer Academic Publishers, Dordrecht, 1990).
- [8] D. C. Leslie, *Developments in the Theory of Turbulence* (Clarendon Press, Oxford, 1973).
- [9] W. D. McComb, *The Physics of Fluid Turbulence* (Clarendon Press, Oxford, 1990).
- [10] R. H. Kraichnan, *Phys. Rev.* **107**, 1485 (1957).
- [11] R. H. Kraichnan, *Phys. Rev.* **109**, 1407 (1958).
- [12] R. H. Kraichnan, *J. Fluid Mech.* **5**, 497 (1959).
- [13] M. Beran, *Statistical Continuum Theories* (Interscience Publishers, New York, 1968).
- [14] W. D. McComb, *Rep. Prog. Phys.* **58**, 1117 (1995).
- [15] S. Kida and S. Goto, *J. Fluid Mech.* **345**, 307 (1997).
- [16] J. A. Krommes, *Phys. Rep.* **360**, 1 (2002).
- [17] R. H. Kraichnan, *Phys. Fluids* **7**, 1030 (1964).
- [18] R. H. Kraichnan, *Phys. Fluids* **9**, 1728 (1966).
- [19] T. Nakano, *Ann. Phys.* **73**, 326 (1972).
- [20] W. D. McComb, *Proc. R. Soc. Edinburgh A* **72**(3), 225 (1975).
- [21] W. D. McComb, *J. Phys. A* **7**, 632 (1974).
- [22] W. D. McComb, *J. Phys. A* **9**, 179 (1976).
- [23] W. D. McComb, *J. Phys. A* **11**, 613 (1978).
- [24] W. D. McComb and V. Shanmugasundaram, *J. Fluid Mech.* **143**, 95 (1984).
- [25] W. D. McComb, V. Shanmugasundaram, and P. Hutchinson, *J. Fluid Mech.* **208**, 91 (1989).
- [26] W. D. McComb, M. J. Filipiak, and V. Shanmugasundaram, *J. Fluid Mech.* **245**, 279 (1992).
- [27] M. Oberlack, W. D. McComb, and A. P. Quinn, *Phys. Rev. E* **63**, 026308 (2001).
- [28] W. D. McComb and A. P. Quinn, *Physica A* **317**, 487 (2003).
- [29] K. Kiyani and W. D. McComb, *Phys. Rev. E* **70**, 066303 (2004).
- [30] W. D. McComb and K. Kiyani, *Phys. Rev. E* **72**, 016309 (2005).
- [31] R. H. Kraichnan, *Phys. Fluids* **8**, 575 (1965).
- [32] S. A. Orszag, *J. Fluid Mech.* **41**, 363 (2006).
- [33] Y. Kaneda, *J. Fluid Mech.* **107**, 131 (1981).
- [34] Y. Kaneda, *Phys. Fluids* **27**, 701 (1986).
- [35] J. S. Frederiksen and A. G. Davies, *Geophys. Astrophys. Fluid Dyn.* **92**, 197 (2000).
- [36] T. J. O'Kane and J. S. Frederiksen, *J. Fluid Mech.* **504**, 133 (2004).
- [37] J. S. Frederiksen and A. G. Davies, *Geophys. Astrophys. Fluid Dyn.* **98**, 203 (2004).
- [38] J. S. Frederiksen and T. J. O'Kane, *J. Fluid. Mech.* **539**, 137 (2005).
- [39] E. Hopf, *J. Rat. Mech. Anal.* **1**(1), 87 (1952).
- [40] S. F. Edwards, *J. Fluid. Mech.* **18**, 239 (1964).
- [41] J. R. Herring, *Phys. Fluids* **8**, 2219 (1965).
- [42] J. R. Herring, *Phys. Fluids* **9**, 2106 (1966).
- [43] E. V. Teodorovich, *Fluid Dyn.* **29**, 770 (1994).
- [44] L. L. Lee, *Ann. Phys.* **32**, 292 (1965).
- [45] M. E. Peskin and D. V. Schroeder, *An Introduction to Quantum Field Theory* (Addison-Wesley, Reading, MA, 1995).
- [46] J. Schwinger, *Proc. Natl. Acad. Sci. USA* **37**, 452 (1951).
- [47] J. Schwinger, *Proc. Natl. Acad. Sci. USA* **37**, 455 (1951).
- [48] J. Schwinger, *Phys. Rev.* **82**, 914 (1951).
- [49] R. V. Jensen, *J. Stat. Phys.* **25**, 183 (1981).
- [50] W. D. Thacker, *J. Math. Phys.* **38**, 300 (1997).
- [51] H. A. Rose, Ph.D. thesis, Harvard University, 1974.
- [52] R. Phythian, *J. Phys. A* **8**, 1423 (1975).
- [53] R. Phythian, *J. Phys. A* **9**, 269 (1976).
- [54] R. Phythian, *J. Phys. A* **10**, 777 (1977).
- [55] H. C. Andersen, *J. Math. Phys.* **41**, 1979 (2000).

- [56] G. L. Eyink, *Phys. Rev. E* **54**, 3419 (1996).
- [57] G. L. Eyink, *J. Stat. Phys.* **83**, 955 (1996).
- [58] A. Berera and D. Hochberg, *Phys. Rev. E* **72**, 057301 (2005).
- [59] A. Berera and D. Hochberg, *Phys. Rev. Lett.* **99**, 254501 (2007).
- [60] A. Berera and D. Hochberg, *Nucl. Phys. B* **814**, 522 (2009).
- [61] U. Decker, *Phys. Rev. A* **19**, 846 (1979).
- [62] J. Schwinger, *Phys. Rev.* **74**, 1439 (1948).
- [63] F. J. Dyson, *Phys. Rev.* **75**, 1736 (1949).
- [64] V. E. Zakharov and V. S. L'vov, *Radiophys. Quantum Elec.* **18**, 1084 (1975).