

**Dynamical percolation transition in the Ising model studied using a pulsed magnetic field**Soumyajyoti Biswas,<sup>\*</sup> Anasuya Kundu,<sup>†</sup> and Anjan Kumar Chandra<sup>‡</sup>*Theoretical Condensed Matter Physics Division, Saha Institute of Nuclear Physics, 1/AF Bidhannagar, Kolkata-700064, India*

(Received 9 September 2010; revised manuscript received 30 November 2010; published 18 February 2011)

We study the dynamical percolation transition of the geometrical clusters in the two-dimensional Ising model when it is subjected to a pulsed field below the critical temperature. The critical exponents are independent of the temperature and pulse width and are different from the (static) percolation transition associated with the thermal transition. For a different model that belongs to the Ising universality class, the exponents are found to be same, confirming that the behavior is a common feature of the Ising class. These observations, along with a universal critical Binder cumulant value, characterize the dynamical percolation of the Ising universality class.

DOI: [10.1103/PhysRevE.83.021109](https://doi.org/10.1103/PhysRevE.83.021109)

PACS number(s): 64.60.ah, 05.70.Fh, 61.43.Bn

**I. INTRODUCTION**

The thermal phase transition of the Ising model has been extensively studied in geometrical terms of (correlated) percolation. It was seen that the “geometrical” clusters, consisting of nearest neighbor parallel spins, undergo a percolation transition [1–4] at the same critical temperature as the magnetization in two dimensions [5,6]. In higher dimensions, however, the transition point differs [1,7]. Even for the two-dimensional case, although the critical points coincide, the critical behavior does not [8,9]. Later, by redefining the clusters suitably [6] (the so-called “physical” clusters), the critical point was made to coincide in all dimensions along with the critical behavior [10].

Although the temperature-induced percolation transition is well studied, very little is known about the percolation transition induced by an external magnetic field. It is well known [11–17] that a pure Ising system, below its static critical temperature ( $T_c^0$ ), can undergo a field-pulse-induced magnetization reversal transition. The field pulse is applied to the Ising system in the direction opposite to that of the existing order for a finite time ( $\Delta t$ ). Depending on the value of the field amplitude ( $h_p$ ), temperature ( $T$ ), and pulse duration ( $\Delta t$ ), the system can eventually undergo a transition from one equilibrium state (with magnetization  $-m_0$ ) to the other (with magnetization  $m_0$ ) after the field is withdrawn. Apart from its theoretical interests, it has experimental realizations [18] as well as industrial applications, such as in the recording and switching industry (for review see Refs. [19,20]).

As there is a percolation transition associated with the thermal one, here we also expect a similar percolation transition. In the following study, we investigate this percolation transition of the “geometrical” clusters at different temperatures, field pulse amplitude, and field pulse widths. We find the critical exponents associated with the percolation transition to be significantly different from the percolation transition of the “geometrical” clusters in the thermal (or static) transition. These exponents remain invariant with change in temperature and field pulse width. We have also measured the critical Binder cumulant value [21] of the percolation transition order parameter. Not only is this quantity useful in locating the transition point, but its value at the critical point (which is

independent of system size) indicates the universality class to which the transition belongs. It is seen that this value is different from the thermal counterpart and is very robust in the sense that it remains unchanged with changes in temperature and field pulse width.

It has been shown [22,23] for the static transition that the percolation exponents of the geometrical clusters have the same values for the models belonging to the same universality class [the case of Ising and  $Z(3)$  symmetric models were studied]. For all models belonging to the Ising class, therefore, universal exponents were found. In our study of dynamical percolation transition as well, if the exponents have to characterize the dynamical percolation transition of the Ising universality class, their values have to be same for all models belonging to this class. We have checked for a different model (in the Ising class) that the exponents and the critical Binder cumulant value are the same.

For the magnetization reversal transition also, it was claimed [11,20] that the universality class was different from the static one. In that case, although the exponents were robust with respect to changes in temperature and pulse width, we find that the critical Binder cumulant value changes continuously with temperature, leaving the claim incomplete. However, as the associated percolation transition (occurring at the same critical point within our numerical accuracy) clearly belongs to a different universality class, one can probably say that the claim of a different universality class there was actually true. And the nonuniversal critical Binder cumulant value can be put forward as yet another example of some special cases, which is known to occur also for changes in boundary condition, lattice shape, anisotropic effect, etc. [24–32].

The rest of the paper is organised as follows: In Sec. II we define the model and the percolation transition of the “geometrical” clusters. In Sec. III we measure the critical exponent and Binder cumulant values for different temperatures and pulse widths and compare them with the magnetization reversal transition. In Sec. IV we discuss our main results and conclude.

**II. FIELD-PULSE-INDUCED PERCOLATION TRANSITION****A. Pure Ising model**

Here we have studied the percolation transition induced by an external magnetic field pulse in the case of a pure two-dimensional Ising model with nearest neighbor interaction.

<sup>\*</sup>soumyajyoti.biswas@saha.ac.in<sup>†</sup>anasuya.kundu@saha.ac.in<sup>‡</sup>anjan.chandra@saha.ac.in

The Hamiltonian of the system reads

$$H = - \sum_{\langle ij \rangle} J_{ij} S_i S_j - h(t) \sum_i S_i, \quad (1)$$

where  $S_i$  ( $i = 1, 2, \dots, N$ ) are Ising spins on lattice site  $i$  and  $J_{ij}$  is the cooperative interaction between the nearest neighbor spins. Since we have considered a square lattice, the static critical point  $T_c^0 = 2.269\dots$  (in units of  $J/k_B$ ). A periodic boundary condition is used along both directions. We keep the temperature  $T$  of the system below this critical value such that there is a spontaneous equilibrium magnetization. The time-dependent external magnetic field  $h(t)$  is applied for a finite duration in the direction opposite to that of the equilibrium magnetization. Although spatially uniform, the time dependence of this applied field is as follows:

$$h(t) = \begin{cases} h_p, & t_0 \leq t \leq t_0 + \Delta t \\ 0, & \text{otherwise.} \end{cases} \quad (2)$$

In a given Monte Carlo (MC) update a spin is randomly selected, and the energy difference ( $\Delta E$ ) caused for flipping it is calculated. The flip is made if a random number is less than  $\exp(-\Delta E/T)$ .  $L^2$  such updates make a single MC step. Here we take the geometrical definition of the clusters where the clusters are formed from parallel spins and each spin in a cluster must have at least one of its neighbors parallel to it. At  $t = t_0$ , there is a spontaneous magnetization (e.g., in the “downward” direction) in the system and one spanning cluster (of “down” spins) is present. Then magnetic field is applied in the opposite direction (“upward”) for a finite duration ( $\Delta t$ ), and the absolute value of the magnetization as well as the percolation order parameter  $P_{\max} = S_L/L^2$  (where  $S_L$  is the size of the largest cluster and  $L$  is the linear size of the system) decreases with time in that duration. For a particular combination of  $T$  and  $\Delta t$  at some  $h_p^c(T, \Delta t)$ , the system undergoes a percolation transition as more and more spins flip upward and the previously percolating cluster (of down spins) becomes nonpercolating (see Fig. 1). In the following, we have

studied the critical behavior of this percolation transition at different points in the  $h_p$ - $\Delta t$  phase boundary (details are shown for one point only), which coincides with (within our numerical accuracy) the phase boundary obtained previously [11] in the magnetization reversal transition (where the order parameter was defined [11] as the magnetization  $m_w$  at which the field is withdrawn).

### B. Ising model with diagonal second-neighbor frustration

To verify if the transition mentioned above characterizes the dynamical percolation of the Ising universality class, here we study the dynamical percolation in a different model that belongs to the Ising universality class. This model of Ising spins has nearest neighbor (NN) ferromagnetic and (diagonal) next nearest neighbor (NNN) (weaker) antiferromagnetic coupling:

$$H = -J_1 \sum_{NN} S_i S_j + J_2 \sum_{NNN} S_i S_j + h(t) \sum_i S_i. \quad (3)$$

We study this model for  $J_2/J_1 = 1/10$  (as was chosen in Ref. [22]) and  $h(t)$  following Eq. (2). The static (when  $h(t) = 0$ ) critical temperature for the order-disorder transition in this model is  $T_c \approx 1.945$  [22] in the same units as before. We perform the following study below this critical temperature (at  $T = 1.0$ ). At that temperature, the system is in ferromagnetic order. As before, a magnetic field pulse is applied in the direction opposite to this order for a finite duration. For a fixed value of temperature and pulse width (four MC time steps), by increasing the field pulse amplitude  $h_p$ , the previously spanning cluster of parallel spins becomes nonspanning, and the system undergoes a magnetization reversal transition (Fig. 2).

It should be mentioned that when there is no external magnetic field, the thermal transition and the percolation transition of the geometrical clusters can be shown [5,6] to occur at the same critical point in two dimensions. In our case, however, the transition is driven by a field that is time dependent. Hence, the evidence of coincidence in this case is entirely numerical.

### III. CRITICAL BEHAVIOR: FINITE SIZE SCALING

The percolation transition is characterized by power-law variation of different quantities. The order parameter i.e., the relative size ( $P_{\max}$ ) of the largest cluster, varies as

$$P_{\max} \sim (h_p^c - h_p)^\beta. \quad (4)$$

The correlation length diverges near the percolation transition point as

$$\xi \sim (h_p^c - h_p)^{-\nu}, \quad (5)$$

where  $h_p^c$  is the critical field amplitude.

The values of the critical exponents  $\beta$  and  $\nu$  specify the universality class of the transition. The other exponents can be obtained from scaling relations [33].

However, the exponents are not determined from these definitions due to finite size effects. The critical exponents are

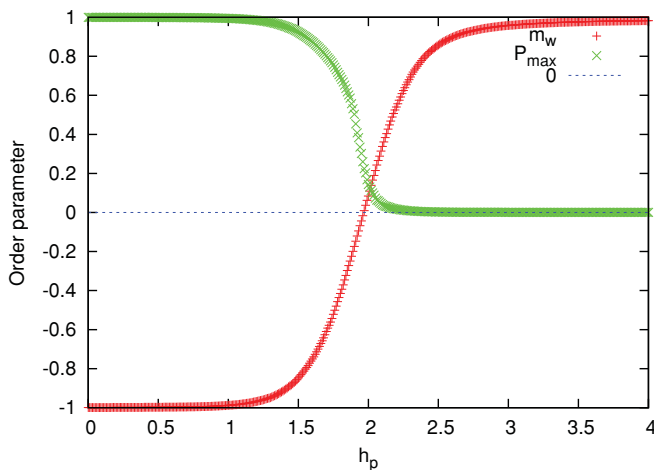


FIG. 1. (Color online) Variations of the order parameters in the two transitions: (a) withdrawal point magnetization ( $m_w$ ) and (b) the probability of largest cluster ( $P_{\max}$ ) with the field pulse amplitude ( $h_p$ ) in the case of the pure Ising model, where  $L = 100$ ,  $T = 1.0$ , and  $\Delta t = 4$ .

determined from the finite size scaling relations. For example, the order parameter is expected to follow the scaling form

$$P_{\max} = L^{-\beta/\nu} \mathcal{F}[L^{1/\nu}(h_p^c - h_p)], \quad (6)$$

where  $\mathcal{F}$  is a suitable scaling function. If we plot  $P_{\max} L^{\beta/\nu}$  against  $h_p$  for different system sizes, then by tuning  $\beta/\nu$ , all the curves can be made to cross at a single point. The field amplitude where this happens must be the critical field amplitude ( $h_p^c$ ). To estimate  $\nu$ ,  $P_{\max} L^{\beta/\nu}$  is to be plotted against  $(h_p^c - h_p)L^{1/\nu}$ , and by tuning  $1/\nu$ , the curves are made to collapse, giving an accurate estimate of the exponent  $\nu$ .

To further verify the critical point and the universality class, we study the reduced fourth-order Binder cumulant of the order parameter, defined as [21]

$$U = 1 - \frac{\langle P_{\max}^4 \rangle}{3\langle P_{\max}^2 \rangle^2}, \quad (7)$$

where  $P_{\max}$  is the percolation order parameter (as defined before) and the angular brackets denote the ensemble average.  $U \rightarrow \frac{2}{3}$  deep inside the ordered phase and  $U \rightarrow 0$  in the disordered phase when the fluctuation is Gaussian.

The Binder cumulant can also be used to find the correlation length exponent as it follows the scaling form

$$U = \mathcal{U}((h_p^c - h_p)L^{1/\nu}), \quad (8)$$

where  $\mathcal{U}$  is a suitable scaling function.

### A. Pure Ising model

In Fig. 3 (inset) we plot  $P_{\max} L^{\beta/\nu}$  against  $h_p$  for a given temperature ( $T = 1.0$ ) and field pulse width ( $\Delta t = 4$ ), where the unit of time is measured by Monte Carlo steps (one MCS being  $L^2$  spin updates). The curves for different system sizes cross at a given point when  $\beta/\nu = 0.20 \pm 0.05$ , and the crossing point ( $h_p^c = 2.105 \pm 0.005$ ) gives the critical field amplitude.

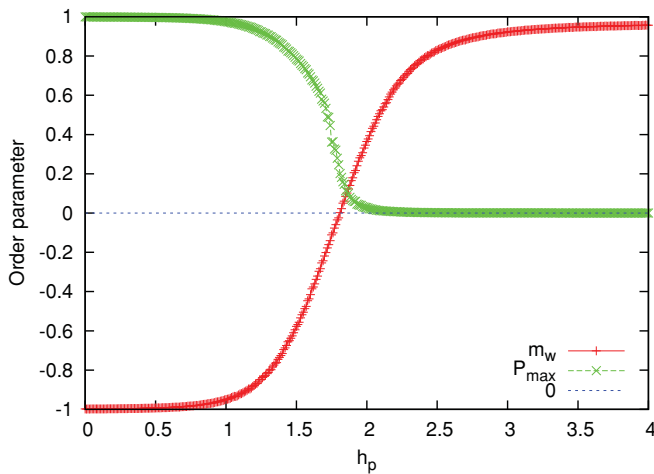


FIG. 2. (Color online) Variations of the order parameters of magnetization reversal ( $m_w$ ) and the percolation transition ( $P_{\max}$ ) with the field pulse amplitude ( $h_p$ ), where  $L = 100$ ,  $T = 1.0$ , and  $\Delta t = 4$  in the case of an Ising model with next nearest neighbor frustration.

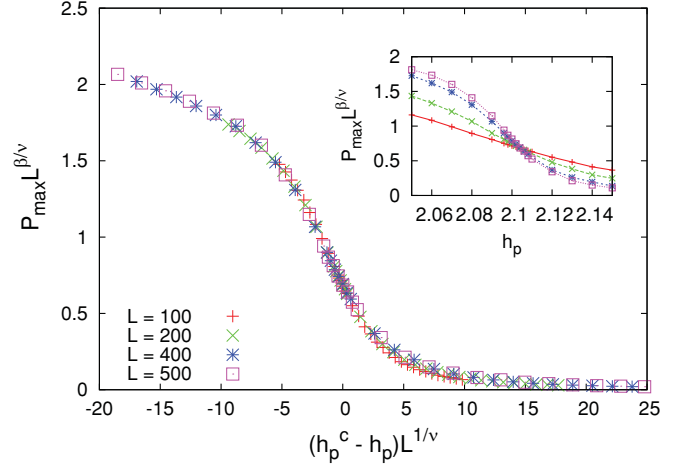


FIG. 3. (Color online) Inset:  $P_{\max} L^{\beta/\nu}$  plotted against the field amplitude ( $h_p$ ) where  $T = 1.0$  and  $\Delta t = 4$  for a pure Ising model. The curves for different system sizes ( $L = 100, 200, 400, 500$ ) cross at  $h_p^c = 2.105 \pm 0.005$  giving the critical point and  $\beta/\nu = 0.20 \pm 0.05$ . Main figure: The value obtained for  $\beta/\nu$  is used in the y axis, and by tuning the value of  $1/\nu$  all the curves for different system sizes were made to collapse on a single curve, thereby estimating  $1/\nu = 0.85 \pm 0.05$ . Error bars are smaller than the symbol size.

To estimate the exponent  $\nu$ , we plot for the same set,  $P_{\max} L^{\beta/\nu}$ , against  $(h_p^c - h_p)L^{1/\nu}$  (see Fig. 3). Now by tuning the  $1/\nu$  term in the x axis only, all the plots are made to collapse on a single curve. This gives us the estimate of  $1/\nu = 0.85 \pm 0.05$ . Again, the error bar is estimated by changing the tuning parameter up to the point at which the scaling is visibly worsened. These estimates differ significantly from the corresponding static transition values reported in Ref. [22] ( $\beta_s/\nu_s = 0.052 \pm 0.002$ ,  $\nu_s = 1.004 \pm 0.009$ ).

It is known [33] that the largest cluster at the critical point has a fractal nature. One can find its fractal dimension from the relation  $S_L \sim L^D$ , where  $S_L$  is the size of the largest cluster and  $D$  is its fractal dimension. The fractal dimension is related to the spatial dimension of the lattice through the critical exponents as  $D = d - \beta/\nu$ , where  $d$  is the spatial dimension. While for a static transition in the Ising model the fractal dimension of the critical droplet is 1.875 (for a geometric cluster in a static transition it is  $1.947 \pm 0.002$  [22]), the best fit (Fig. 4) of the largest cluster size with linear size in a log-log plot gives the value to be  $1.82 \pm 0.02$  in our case, which also agrees well with our estimate of  $\beta/\nu$  from finite size scaling (0.18 and 0.20, respectively).

To check if the exponents vary with temperature or pulse width, we have scanned the parameter space ( $\Delta t, T$ ) in the range  $T = 0.5 \rightarrow 2.0$  and  $\Delta t = 4 \rightarrow 10$  with  $T = 0.5, 1.5, 2$  and  $\Delta t = 4, 6, 10$  (all combinations) apart from the combination (1.0, 4) the details of which are shown above. We find no significant variation in the estimates of the critical exponents.

The crossing point of the different curves for different system sizes gives the critical point ( $2.102 \pm 0.002$ ), which is in good agreement with the previous estimation from finite size scaling ( $2.105 \pm 0.005$ ). The value of  $U$  at the critical point in this case is  $0.52 \pm 0.01$  (see Fig. 5). This value remains unchanged for different sets of (mentioned above) temperatures and field pulse width. In the inset of Fig. 5 the

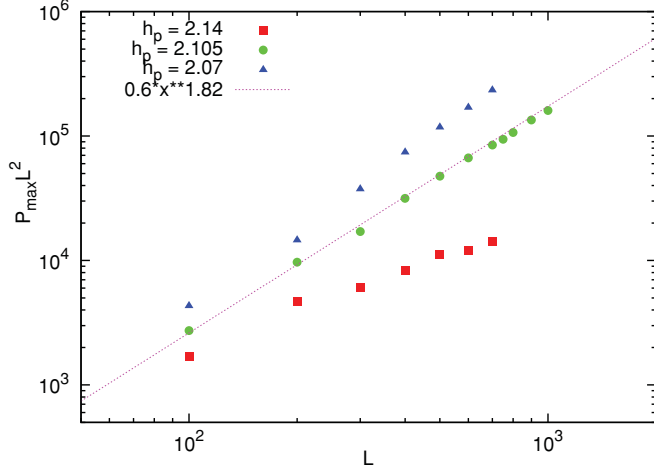


FIG. 4. (Color online) Size of the largest cluster for various system sizes ( $L = 100, 200, 300, 400, 500, 600, 700, 800, 900, 1000$ ) at the critical field ( $h_p^c = 2.105$ ) where  $T = 1.0$  and  $\Delta t = 4$  for a pure Ising model. The slope of the log-log plot gives the fractal dimension to be  $D = 1.82 \pm 0.01$ . The other two curves show the variation of the same, below ( $h_p = 2.07$ ) and above ( $h_p = 2.14$ ) the critical field.

data collapse is shown. The same value of the exponent  $\nu$  is used as was obtained before.

Therefore, with the increase of temperature and/or field pulse width we find no crossover behavior in the percolation transition as was reported in Ref. [11] with the magnetization transition (occurring within the range of the parameter space scanned here). There is indeed a single regime as far as the critical exponents and Binder cumulant values of the percolation transition are considered.

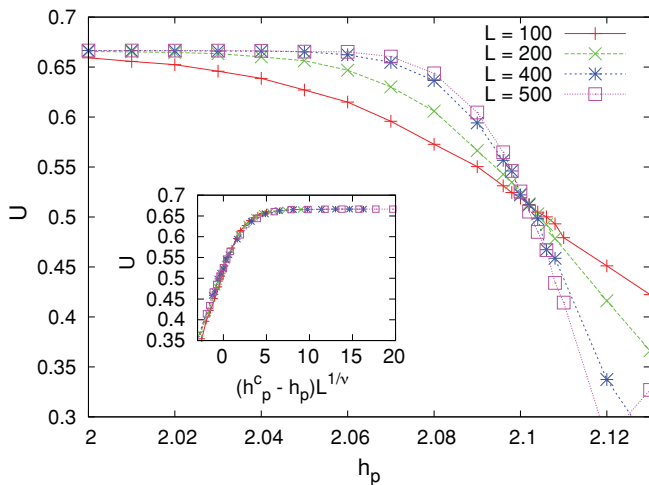


FIG. 5. (Color online) Fourth-order reduced Binder cumulant of the percolation order parameter ( $P_{\max}$ ) for different system sizes ( $L = 100, 200, 400, 500$ ) is plotted for a pure Ising model; crossing point determines the critical point ( $h_p^c = 2.10 \pm 0.01$ ). The critical Binder cumulant value ( $U^* = 0.52 \pm 0.01$ ) specifies the universality class. Inset shows the data collapse for the same  $1/\nu$  as obtained before (0.85).

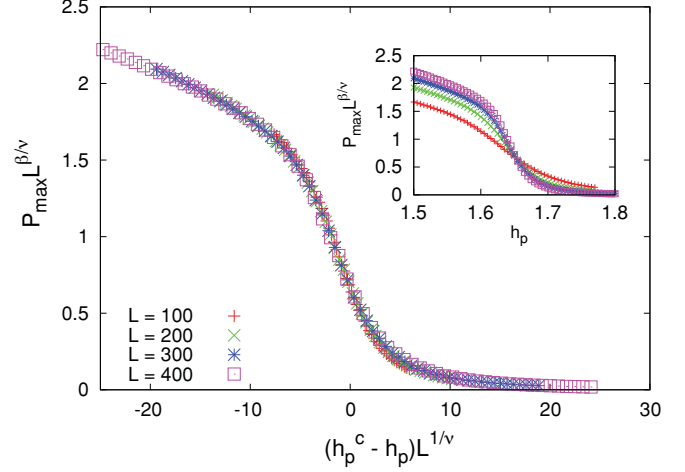


FIG. 6. (Color online) Inset:  $P_{\max} L^{\beta/\nu}$  plotted against field amplitude ( $h_p$ ) for the Ising model with frustration, keeping  $T = 1.0$  and  $\Delta t = 4$ . The curves for different system sizes ( $L = 100, 200, 300, 400$ ) cross at  $h_p^c = 1.65 \pm 0.01$  giving the critical point for  $\beta/\nu = 0.20 \pm 0.05$ . Main figure: The value obtained for  $\beta/\nu$  is used in the y axis, and by tuning the value of  $1/\nu$  all the curves for different system sizes were made to collapse on a single curve, thereby estimating  $1/\nu = 0.85 \pm 0.05$ . Error bars are smaller than the system size.

### B. Ising model with second-neighbor frustration

The critical exponents of the dynamical percolation transition in this case also are found using the finite size scaling analysis as is shown in the pure Ising case. The exponents  $\beta/\nu = 0.20 \pm 0.05$  and  $1/\nu = 0.85 \pm 0.05$  are found from data collapse shown in Fig. 6.

The values compare very well with the estimates from the pure Ising model. Figure 7 shows the behavior of the Binder cumulant of the percolation order parameter near the critical

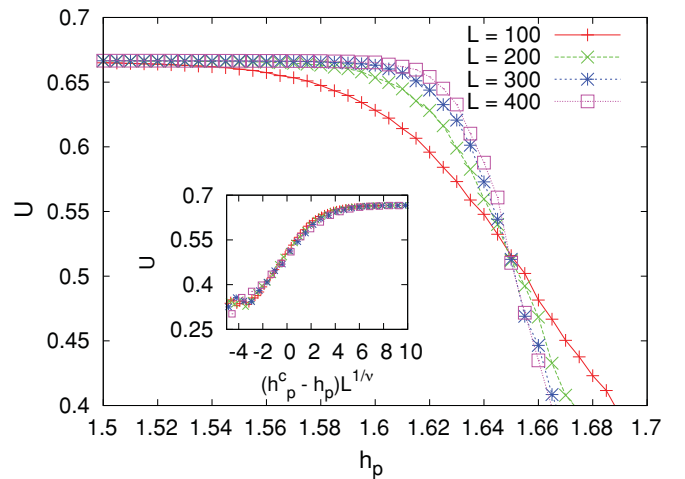


FIG. 7. (Color online) Fourth-order reduced Binder cumulant of the percolation order parameter ( $P_{\max}$ ) for different system sizes ( $L = 100, 200, 300, 400$ ) plotted for the Ising model with frustration; crossing point determines the critical point ( $h_p^c = 1.65 \pm 0.01$ ). The critical Binder cumulant value ( $U^* = 0.52 \pm 0.01$ ) specifies the universality class. Inset shows the data collapse for the same  $1/\nu$  as obtained before (0.85).

point and its finite size scaling using Eq. (8). The critical Binder cumulant value ( $0.52 \pm 0.01$ ) shows the expected agreement with the pure Ising case, as well as the previously estimated value of  $1/\nu$  is confirmed from the data collapse shown in the inset.

#### IV. DISCUSSION AND CONCLUSION

It has been extensively studied that for a pure Ising model in two dimensions, a phase transition in magnetization and a percolation transition of the geometric clusters of nearest neighbor parallel spins occur at the same critical point. There have been successful attempts [22,23] to show that this percolation transition is universal in the sense that its exponents are the same for models in the same universality class, providing a new set of exponents that are characteristic features of Ising and other universality classes in terms of percolation.

It is well known that a pure Ising model can undergo a dynamical phase transition (magnetization reversal) when subjected to competing pulsed magnetic field. This dynamical phase transition was claimed to belong to a different universality class than the static transition. However, we find that the critical Binder cumulant value reported in Ref. [11] is not universal for that transition. It changes if the transition is studied, for example, in a different temperature or pulse duration, etc.

Here we have studied the same transition in terms of the percolation properties of the geometric clusters. The dynamical transition exponents were found using finite size scaling analysis. The values of these exponents reported here ( $\beta/\nu = 0.20 \pm 0.05$  and  $\nu = 1.2 \pm 0.1$ ), differ significantly from those ( $\beta_s/\nu_s = 0.052 \pm 0.002$  and  $\nu_s = 1.004 \pm 0.009$ ) obtained in Ref. [22] for the case of the static transition.

Therefore, the dynamical percolation transition is in a different universality class than the static one.

Further, the critical Binder cumulant value, which was found to be nonuniversal for magnetization (crossover behavior was reported), is found to be universal (does not change with temperature and/or field pulse width, and microscopic details of the models in the same universality class) when studied in terms of the percolation order parameter (within a reasonable range of the parameter space; see Sec. III B), which is the expected behavior (having a unique value for a given universality class) of the critical Binder cumulant.

Also, to see if the exponents reported here indeed characterize the dynamical transition in Ising universality class, we have repeated the same analysis for another model (diagonal next nearest neighbor frustration) belonging to the Ising universality class. It is found that the exponents obtained in this model match very well with those of the pure Ising model. The critical Binder cumulant value also takes the expected universal value. Therefore it is concluded that the dynamical percolation behavior reported here is also a characteristic feature of any model belonging to the Ising universality class.

Finally, we would like to point out that the values of the critical exponents obtained in our study are in remarkable agreement with those obtained in Ref. [34], in which the authors study percolation properties of randomly distributed growing clusters using finite size scaling analysis.

#### ACKNOWLEDGMENTS

The authors acknowledge many fruitful discussions and suggestions of Prof. B. K. Chakrabarti and Dr. A. Chatterjee. The computational facilities of CAMCS of SINP were used in producing the numerical results.

- 
- [1] H. Müller-Krumbhaar, *Phys. Lett. A* **48**, 459 (1974).
  - [2] E. Stoll, K. Binder, and T. Schneider, *Phys. Rev. B* **6**, 2777 (1972).
  - [3] H. Müller-Krumbhaar and E. P. Stoll, *J. Chem. Phys.* **65**, 4294 (1976).
  - [4] K. Binder and D. Stauffer, *J. Stat. Phys.* **6**, 49 (1972).
  - [5] A. Coniglio, C. R. Nappi, F. Peruggi, and L. Russo, *Commun. Math. Phys.* **51**, 315 (1976).
  - [6] A. Coniglio and W. Klein, *J. Phys. A* **13**, 2775 (1980).
  - [7] D. W. Heermann and D. Stauffer, *Z. Physik B* **44**, 339 (1981).
  - [8] M. F. Sykes and D. S. Gaunt, *J. Phys. A: Math. Gen.* **9**, 2131 (1976).
  - [9] A. L. Stella and C. Vanderzande, *Phys. Rev. Lett.* **62**, 1067 (1989).
  - [10] C.-K. Hu, *Phys. Rev. B* **29**, 5103 (1984).
  - [11] A. Chatterjee and B. K. Chakrabarti, *Phys. Rev. E* **67**, 046113 (2003).
  - [12] M. Acharyya, J. K. Bhattacharjee, and B. K. Chakrabarti, *Phys. Rev. E* **55**, 2392 (1997).
  - [13] A. Misra and B. K. Chakrabarti, *Physica A* **246**, 510 (1997).
  - [14] A. Misra and B. K. Chakrabarti, *Phys. Rev. E* **58**, 4277 (1998).
  - [15] R. B. Stinchcombe, A. Misra, and B. K. Chakrabarti, *Phys. Rev. E* **59**, R4717 (1999).
  - [16] A. Misra and B. K. Chakrabarti, *J. Phys. A* **33**, 4249 (2000).
  - [17] A. Misra and B. K. Chakrabarti, *EPL* **52**, 311 (2000).
  - [18] A. Misra, P. B. Visscher, and D. M. Apalkov, *J. Appl. Phys.* **94**, 6013 (2003).
  - [19] B. K. Chakrabarti and M. Acharyya, *Rev. Mod. Phys.* **71**, 847 (1999).
  - [20] A. Chatterjee and B. K. Chakrabarti, *Phase Transitions* **77**, 581 (2004).
  - [21] K. Binder and D. Heermann, *Monte Carlo Simulations in Statistical Physics* (Springer, Berlin, 1988).
  - [22] S. Fortunato, *Phys. Rev. B* **66**, 054107 (2002).
  - [23] S. Fortunato, *Phys. Rev. B* **67**, 014102 (2003).
  - [24] K. Binder, *Phys. Rev. Lett.* **47**, 693 (1981).
  - [25] G. Kamieniarz and H. W. J. Blote, *J. Phys. A* **26**, 201 (1993).

- [26] W. Janke, M. Katoot, and R. Villanova, *Phys. Rev. B* **49**, 9644 (1994).
- [27] X. S. Chen and V. Dohm, *Phys. Rev. E* **70**, 056136 (2004).
- [28] W. Selke and L. N. Shchur, *J. Phys. A: Math. Gen.* **38**, L739 (2005).
- [29] W. Selke, *Eur. Phys. J. B* **51**, 223 (2006).
- [30] W. Selke, *J. Stat. Mech.: Theory Exp.* (2007) P04008.
- [31] V. Dohm, *Phys. Rev. E* **77**, 061128 (2008).
- [32] W. Selke and L. N. Shchur, *Phys. Rev. E* **80**, 042104 (2009).
- [33] D. Stauffer and A. Aharony, *Introduction to Percolation Theory*, 2nd ed. (Taylor & Francis, London, 1994).
- [34] N. Tsakiris, M. Maragakis, K. Kosmidis, and P. Argyrakis, *Phys. Rev. E* **82**, 041108 (2010).