

Adaptive coupling for achieving stable synchronization of chaos

Francesco Sorrentino

Università degli Studi di Napoli Parthenope, 80143 Napoli, Italy

and Institute for Research in Electronics and Applied Physics, University of Maryland, College Park, Maryland 20742, USA

(Received 25 May 2009; revised manuscript received 27 July 2009; published 17 November 2009)

We consider synchronization of coupled chaotic systems and propose an adaptive strategy that aims at evolving the strength of the coupling to achieve stability of the synchronized evolution. We test this idea in a simple configuration in which two chaotic systems (a sender and a receiver) are unidirectionally coupled and we study the conditions for the receiver to adaptively synchronize with the sender. Numerical simulations show that, under certain conditions, our strategy is successful in dynamically evolving the coupling strength until it converges to a value that is compatible with synchronization.

DOI: [10.1103/PhysRevE.80.056206](https://doi.org/10.1103/PhysRevE.80.056206)

PACS number(s): 05.45.Xt

I. INTRODUCTION

It is known that stability of the synchronized solution of coupled dynamical systems depends on the strength of the interaction. Motivated by the observation that real-world networks are characterized by evolving adapting connections, some studies have started to take in consideration how the time variability of the strength of the couplings may affect the synchronization dynamics. A few papers have appeared on adaptive strategies, in which the coupling strengths are dynamically adjusted based on information on the states of the systems, e.g., in order to enhance or guarantee synchronization. In this paper we address the problem of how to evolve the coupling strength from a given initial condition to make it converge to a value that corresponds to stability of the synchronized evolution.

Previous works have dealt with adaptive synchronization of chaos. For instance, in [1,2], a problem was studied in which adaptation was needed in order to achieve synchronization in the presence of external unpredictable events affecting the communication between the coupled systems. As an applicative example, consider the case of two sensors that seek to synchronize through a continuous signal that they exchange via wireless communication; if an object moves across the communication pathway between the sensors, this causes an attenuation on the strength of the received signal, which may disrupt synchronization. Therefore, in [1,2], adaptive strategies were introduced, having the aim of maintaining synchronization with respect to such external (unpredictable) perturbations.

Here, we will focus on a different but related problem, namely, we consider a simple configuration in which a sender is connected to a receiver and communication between the two is such that attenuations affecting the received signal are negligible; the problem is rather for the receiver to adaptively choose an appropriate coupling form (in what follows we will specify our proposed problem to be that of choosing an appropriate coupling strength) with the received signal in order to achieve synchronization with the sender.

To better illustrate this problem, we introduce the equations for the sender and the receiver,

$$\dot{x}_1(t) = F(x_1(t)), \quad (1a)$$

$$\dot{x}_2(t) = F(x_2(t)) + \gamma(t)[H(x_1(t)) - H(x_2(t))], \quad (1b)$$

where $x_1(t)(x_2(t))$ is the m -dimensional state of the sender (receiver) system, $x_i = [x_{i1}, x_{i2}, \dots, x_{im}]$; $F(x)$ is the dynamics of an uncoupled system (hereafter assumed chaotic), $F: \mathbb{R}^m \rightarrow \mathbb{R}^m$; $H(x)$ is an output function, $H: \mathbb{R}^m \rightarrow \mathbb{R}^m$; and $\gamma(t)$ is a time varying scalar function measuring the strength of the coupling. Here we assume that $H(x)$ can be rewritten as $H(x) = \mathcal{H}h(x)$, where $\mathcal{H} = [\mathcal{H}_1, \mathcal{H}_2, \dots, \mathcal{H}_m]$ is a constant m -vector and $h: \mathbb{R}^m \rightarrow \mathbb{R}$ is a scalar output function. In many practical situations, communication between the connected systems involves only a subset of the dynamical state variables of the systems. Therefore, in this paper we consider a situation in which synchronization has to be achieved based solely on the scalar signal, $h(x_1(t))$, that system 2 receives from system 1. Our proposed problem is to devise an adaptive strategy to dynamically evolve the coupling strength $\gamma(t)$ from an arbitrary initial condition $\gamma(0)$ to a value that is compatible with synchronization.

As an example of an application for our proposed strategy (to be specified in Sec. II), we consider a *sender-repeater* communication scenario, in which the first device, say a wi-fi antenna, sends a signal, and the second identical device needs to reproduce precisely the same signal to other systems that cannot get the original one. As another example, our strategy could be used in applications that take advantage of synchronization of chaos for identification and prediction of the dynamics of unknown real systems [3–6]. In particular, for the problems addressed in [3–6], the receiver is a model system which is meant to replicate the dynamics of an unknown true system (the sender) and a technique is proposed that aims at identifying the true system parameters by making the receiver synchronize with the sender. The technique relies on the choice of a coupling strength which is compatible with synchronization, but for this case, an extra difficulty is due to the fact that the dynamical form of the sender's $F(x)$ is unknown at the receiver and therefore one is unable to compute the γ range of stability (i.e., compute the master stability function; for more details on this point the reader is referred to the background section) beforehand. Therefore, unless one wants to rely on a trial-and-error approach, when dealing with such a problem it becomes necessary to introduce an adaptive strategy to dynamically evolve

the coupling strength. We anticipate that the adaptive strategy that we present here does not use information from the master stability function and is based exclusively on minimization of the squared synchronization error $[h(x_1(t)) - h(x_2(t))]^2$. Therefore, we envision our strategy would be particularly useful in applications that use synchronization as a tool to achieve parameter estimation and prediction of unknown systems (e.g., for all the applications described in [3–6]).

Background

We note that Eqs. (1a) and (1b) admit a synchronous solution of the type

$$x_2(t) = x_1(t), \quad (2)$$

which obeys the sender evolution (1a). Our proposed problem is to devise a strategy to evolve $\gamma(t)$ from a given initial condition $\gamma(0)$ in order for the receiver system to synchronize with the sender. Let us now assume that $\gamma(t)$ is constant and equal to γ . Following [7–10], we know that depending on the choice of the functions F and H , synchronization is possible in a certain range of values of γ , say Γ . To see this, let us linearize the receiver system Eq. (1b) about Eq. (2), obtaining,

$$\delta\dot{x}_2(t) = [DF(x_1(t)) - \gamma DH(x_1(t))] \delta x_2(t), \quad (3)$$

where $DF(x_1(t))$ and $DH(x_1(t))$ are the Jacobians of the functions F and H evaluated about the synchronous solution (2). Then stability of the synchronous solution depends on the maximum Lyapunov exponent associated with Eq. (3) (this is a classic result, see [7–10] for more details). Once the functions F and H are given, it becomes possible to study the dependence of the maximum Lyapunov exponent of Eq. (3) on γ . The function that associates γ with the maximum Lyapunov exponent of Eq. (3) is usually called master stability function [9].

From [7–10] and subsequent papers, we know that the range of values of γ , say Γ , in which the master stability function associated with Eq. (3) is negative, can be either bounded or unbounded. An example of a bounded range for γ is reported in Fig. 1, where for $F(x)$ being the equation of the Rössler system, $m=3$, and $h(x_i)=x_{i1}$, $\mathcal{H}=[1,0,0]$, the master stability function is found to be negative in the range $\Gamma=[0.3,5]$. Moreover, we observe from Fig. 1 that the master stability function has a minimum at $\gamma \approx 1.7$ [corresponding to the maximum rate of contraction for Eq. (3) and therefore the fastest possible convergence to the synchronized evolution]. Another example of a bounded stability range Γ is reported in [10] for $F(x)$ being the equation of the Lorenz system, $m=3$, and $h(x_i)=x_{i3}$, $\mathcal{H}=[0,0,1]$.

The problem we address in this paper (of defining a strategy to evolve the strength of the coupling for achieving stable synchronization) has already been addressed in previous papers [3,11–13]. Namely, in [11–13], the following adaptive strategies were proposed,

$$\dot{\gamma}(t) = \alpha |h(x_1(t)) - h(x_2(t))|, \quad \text{in [12,13]}, \quad (4a)$$

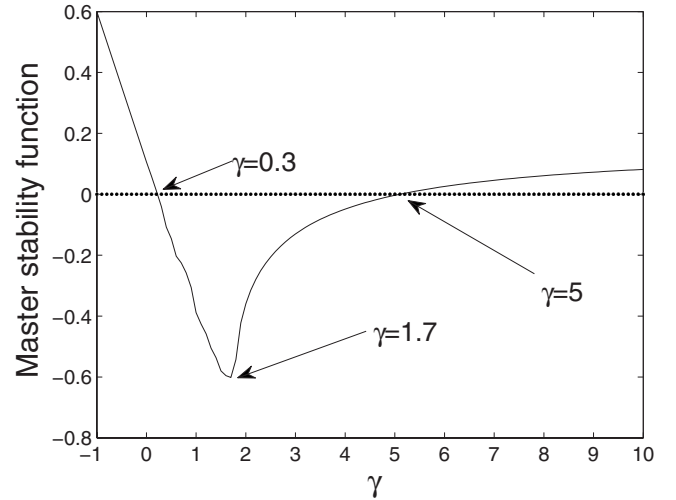


FIG. 1. Master stability function corresponding to Eq. (3), for our choices of $F(x)$ being the Rössler Eq. (11) and $h(x_i)=x_{i1}$, $\mathcal{H}=[1,0,0]$. The zero ordinate line is shown as a guide to the eye (dotted line).

$$\dot{\gamma}(t) = \alpha \frac{|h(x_1(t)) - h(x_2(t))|}{1 + |h(x_1(t)) - h(x_2(t))|}, \quad \text{in [11]}, \quad (4b)$$

where $\alpha > 0$ is a suitable scalar gain. Equation (4b) is approximately equal to Eq. (4a) for $|h(x_1(t)) - h(x_2(t))| \ll 1$, and is approximately equal to $\dot{\gamma}(t) = \alpha$, for $|h(x_1(t)) - h(x_2(t))| \gg 1$. It is worth noting that both strategies are based on increasing the coupling strength γ proportionally with the absolute value of the synchronization error [with a saturation in the case of Eq. (4b)].

We note that the strategies proposed in [11–13] may not be the best suited to deal with coupled dynamical systems whose stability is governed by a master stability function as that shown in Fig. 1. For example, for the case shown in Fig. 1, if $\gamma(0)$ is larger than 5, then increasing γ will not be effective in order to achieve synchronization. Moreover, even if $\gamma(0) \in \Gamma$, strategies (4a) and (4b) may eventually increase γ outside the range Γ (e.g., beyond 5 in Fig. 1) and yield desynchronization, even in a case in which the systems would have synchronized with no adaptation (i.e., with $\dot{\gamma}=0$).

Another adaptive strategy has been proposed in [3], based on the following adaptation for $\gamma(t)$:

$$\dot{\gamma}(t) = -a\gamma(t) + g\{[h(x_1(t)) - h(x_2(t))]^2\}, \quad (5)$$

where $a > 0$ and $g(x)$ is a function such that $g(x) \approx x$ for small x and is bounded by a constant C for large x . We note from Eq. (5) that for large t , $\gamma(t)$ approaches $a^{-1}g\{[h(x_1(t)) - h(x_2(t))]^2\}$ and therefore for a monotonously increasing $g(x)$, $\gamma(t)$ increases monotonously with the squared synchronization error. Hence, Eq. (5) is subject to the same sort of limitations as Eqs. (4a) and (4b) when stability of the synchronized evolution is described by a master stability function as that shown in Fig. 1.

In what follows, we will present an adaptive strategy, that is aimed at evolving $\gamma(t)$ from an arbitrary initial condition $\gamma(0)$ to converge on Γ . We note that the following limitations

may apply to some of the previously reported strategies, (4a), (4b), and (5):

(i) The strategies (4a), (4b), and (5) are based on increasing the coupling strength with the synchronization error. Yet, for the case of a bounded range of stability Γ , either increasing or *decreasing* the coupling strength γ may be needed in order to achieve synchronization.

(ii) The strategies (4a), (4b), and (5) are dependent on the choice of the initial condition $\gamma(0)$.

(iii) The strategies (4a), (4b), and (5) do not seek to make the coupling $\gamma(t)$ converge in a neighborhood of its optimal value (e.g., the minimum of the master stability function, that is observed to be at about $\gamma=1.7$ in Fig. 1).

In what follows, we focus on the common situation that the γ range of stability is upper and lower bounded (e.g., as shown for the case of the Rössler systems in Fig. 1). We devise an adaptive strategy that is based on both increasing/decreasing $\gamma(t)$ in order to reach synchronization and will be shown to be independent of the initial condition $\gamma(0)$, as far as $\gamma(0)$ is not too distant from Γ . Moreover, though our problem is characterized by a continuous of solutions (represented by the range Γ), our hope is that $\gamma(t)$ will converge not too far away from the value of $\gamma=1.7$, which corresponds to the minimum of the master stability function, that is, to the maximum rate of contraction toward the synchronization manifold.

We wish to emphasize that our strategy described here is just a possible alternative approach to others already presented in the literature (e.g., [3,11–13]) and we assume that many other possible solutions can be found to the general problem addressed in this paper. At the same time, we hope our attempt will motivate further studies in the same direction, which will provide better and better solutions to our proposed problem.

The rest of the paper is organized as follows. In Sec. II, we present our adaptive strategy. In Sec. III, we show the results of numerical simulations involving our adaptive strategy. In Sec. IV, the conclusions are presented.

II. ADAPTIVE STRATEGY

In this section we present our adaptive strategy. We introduce a potential/cost function $\Psi(t)$,

$$\Psi(t) = \langle [h(x_1(t)) - h(x_2(t))]^2 \rangle_\nu, \quad (6)$$

where $\langle G(t) \rangle_\nu$ denotes the sliding exponential average $\int^t e^{-\nu(t-t')} G(t') dt'$. From Eq. (6), we note that $\Psi(t) \geq 0$; moreover, due to the chaotic nature of the x 's, $\Psi(t)=0$ can only be achieved if $x_1(t)$ and $x_2(t)$ are in the synchronization manifold, i.e., $x_1(t)=x_2(t)$. Thus we seek to evolve $\gamma(t)$ in order to minimize $\Psi(t)$. To this aim we introduce the following gradient descent relation:

$$\begin{aligned} \frac{d\gamma(t)}{dt} &= -\beta \frac{d\Psi}{d\gamma} = 2\beta \left\langle [h(x_1(t)) - h(x_2(t))] \frac{\partial h}{\partial x_2} \frac{dx_2}{d\gamma} \right\rangle_\nu \\ &= 2\beta G, \end{aligned} \quad (7)$$

where $\beta > 0$, and

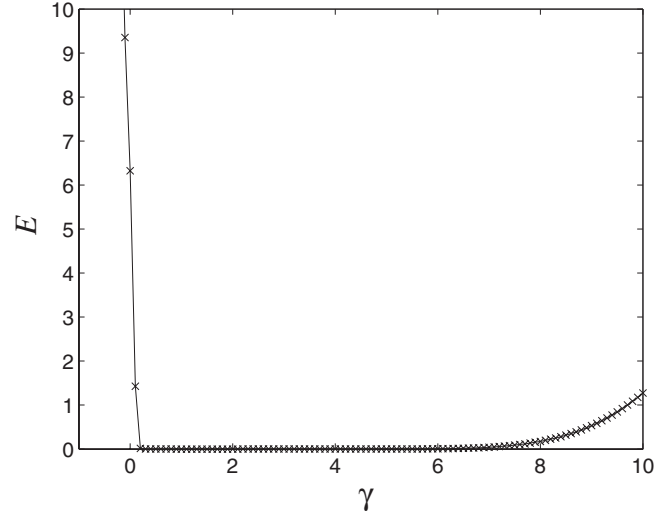


FIG. 2. The average synchronization error E from integration of Eqs. (1) versus (constant) γ , for γ in the range $[-1, 10]$, $t_1=0.9 \times 10^2$, $t_2=10^2$, and $\rho_1=7.45$.

$$\frac{dG(t)}{dt} = -\nu G(t) + [h(x_1(t)) - h(x_2(t))] \frac{\partial h}{\partial x_2} \frac{dx_2}{d\gamma}. \quad (8)$$

We are interested in how $\frac{dx_2}{d\gamma}$ evolves in time. To this aim, we write,

$$\frac{d}{dt} \frac{dx_2}{d\gamma} = \frac{d\dot{x}_2}{d\gamma} = \left[\frac{\partial F}{\partial x_2} - \gamma \frac{\partial H}{\partial x_2} \right] \frac{dx_2}{d\gamma} + [H(x_1(t)) - H(x_2(t))]. \quad (9)$$

To conclude, our adaptive strategy is fully described by the following set of differential equations:

$$\dot{\gamma} = 2\beta G, \quad (10a)$$

$$\dot{G} = -\nu G(t) + [h(x_1(t)) - h(x_2(t))] \frac{\partial h}{\partial x_2} \xi, \quad (10b)$$

$$\dot{\xi} = \left[\frac{\partial F}{\partial x_2} - \gamma \frac{\partial H}{\partial x_2} \right] \xi + [H(x_1(t)) - H(x_2(t))]. \quad (10c)$$

III. NUMERICAL EXPERIMENTS

In this section we present numerical experiments involving our proposed adaptive strategy (10). We integrate the set of Eqs. (1) and (10), and we specify our sender-receiver dynamical systems to be described by the Rössler equation, $m=3$,

$$F(x_i) = \begin{bmatrix} -x_{i2} - x_{i3} \\ x_{i1} + 0.2x_{i2} \\ 0.2 + (x_{i1} - 10)x_{i3} \end{bmatrix}, \quad (11)$$

$i=1, 2$, coupled through $h(x_i)=x_{i1}$, $\mathcal{H}=[1, 0, 0]$. Figure 2 shows the average synchronization error E defined as,

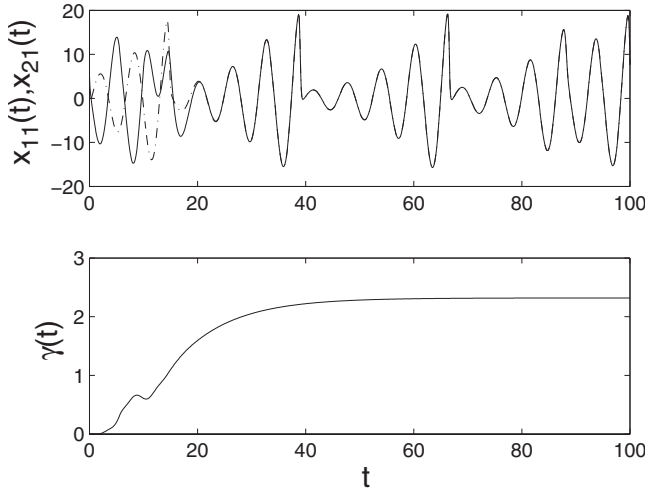


FIG. 3. The upper plot shows the time evolution of $x_{11}(t)$ (dashed line) compared to $x_{21}(t)$ (continuous line), while the lower plot shows the time evolution of $\gamma(t)$. $\gamma(0)=0$, $\beta=10^{-4}$, and $\nu=10^{-1}$.

$$E = \frac{1}{(t_2 - t_1)\rho} \int_{t_1}^{t_2} |h(x_2(t)) - h(x_1(t))| dt, \quad (12)$$

from integration of Eqs. (1) with $\gamma(t)=\gamma$, versus γ ; the normalization factor $\rho = \langle (h(x_1) - \langle h(x_1) \rangle)^2 \rangle^{1/2}$, with $\langle \dots \rangle$ indicating the time average, is calculated from dynamics of system (11) in the synchronous state, i.e., using dynamics from Eq. (1a).

We first consider the case that $\gamma(0)$ is not far away from the stability range $\Gamma=[0.3, 5]$; namely we consider two cases: in the first case we choose $\gamma(0)=0$, and in the second $\gamma(0)=5.3$. In our numerical simulations, system (1a) and system (1b) are evolved from random initial conditions on the Rössler attractor. We choose $\nu=0.1$ so that ν^{-1} is larger than the characteristic time scale of a chaotic oscillation $T \approx 2\pi$, and β to be small enough that γ changes slowly on the time scale of the chaos, i.e., $\beta=10^{-4}$.

The results are shown in Fig. 3 [for the case $\gamma(0)=0$] and Fig. 4 [for the case $\gamma(0)=5.3$]. In both cases, we see that for large enough t , $\gamma(t)$ converges to $\Gamma=[0.3, 5]$, e.g., it approaches 2.32 for the case in Fig. 3 and 1.78 for the case in Fig. 4. These values are not far away from the minimum of the master stability function at $\gamma \approx 1.7$ (see Fig. 1) [18].

When $\gamma(0)$ is distant from the synchronization range Γ , our proposed problem becomes more complicated. In fact, since it may take a long time for $\gamma(t)$ to reach Γ , $x_2(t)$ may move away from $x_1(t)$ and the master stability function analysis, which describes *local* stability about the synchronization manifold, may not apply anymore.

Figure 5 shows a case in which $\gamma(t)$ is evolved from $\gamma(0)=6.5$, for $\beta=10^{-4}$ and $\nu=10^{-1}$. For this case, synchronization is not achieved, and the onset of an unexpected phenomenon is observed [namely, the emergence of a new attractor, corresponding to $\dot{x}_{21}(t) \approx 0$, with both $|x_{23}(t)|$ and $|x_{22}(t)|$ growing in time in such a way that $x_{23}(t) \approx -x_{22}(t)$]. In particular, from Fig. 5 we see that $\gamma(t)$ first decreases from $\gamma(0)=6.5$ to a minimum value of about -1.5 and then in-

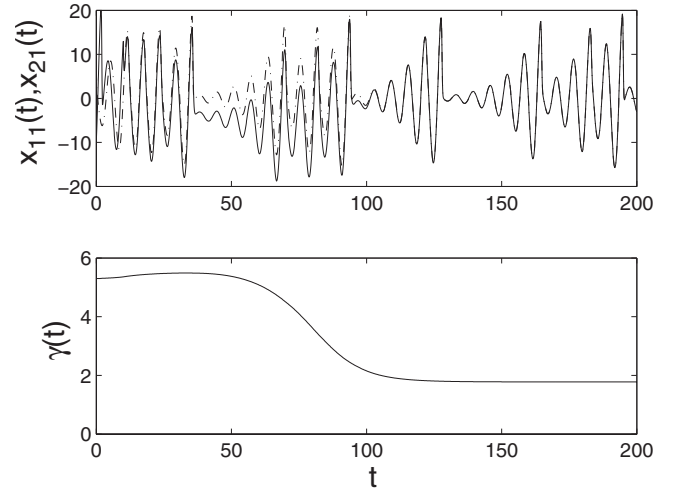


FIG. 4. The upper plot shows the time evolution of $x_{11}(t)$ (dashed line) compared to $x_{21}(t)$ (continuous line), while the lower plot shows the time evolution of $\gamma(t)$. $\gamma(0)=5.3$, $\beta=10^{-4}$, and $\nu=10^{-1}$.

creases again up to about 44; it is worth noting that $\gamma(t)$ crosses twice the synchronization range $\Gamma=[0.3, 5]$ and neither the first nor the second time it converges to it. We have repeated the experiment in Fig. 5 several times, eventually observing a different behavior, that is, $\gamma(t)$ increases indefinitely above $\gamma(0)=6.5$ and never goes through the synchronization range Γ (not shown).

Based on the above observations, we conclude that, in order to improve the effectiveness of our strategy, we need to appropriately tune the rate of change of $\gamma(t)$. In particular, we note that (i) in the case that $\gamma(t)$ is close to Γ , our strategy would benefit from bounding $\dot{\gamma}(t)$ so as to allow enough time for $\gamma(t)$ to converge in Γ ; (ii) in the case that $\gamma(t)$ is distant from Γ , our strategy would benefit from choosing large values of β so as to quickly adjust $\gamma(t)$ to converge toward Γ .

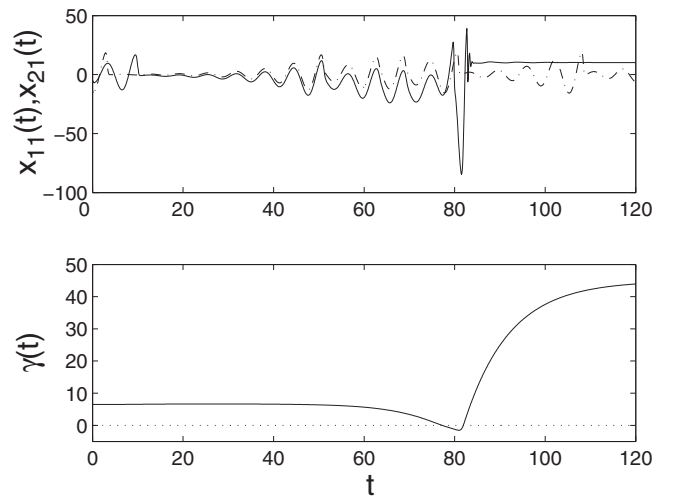


FIG. 5. The upper plot shows the time evolution of $x_{11}(t)$ (dashed line) compared to $x_{21}(t)$ (continuous line), while the lower plot shows the time evolution of $\gamma(t)$; in the lower plot, the zero ordinate line is shown as a guide to the eye (dotted line). $\gamma(0)=6.5$, $\beta=10^{-4}$, and $\nu=10^{-1}$.

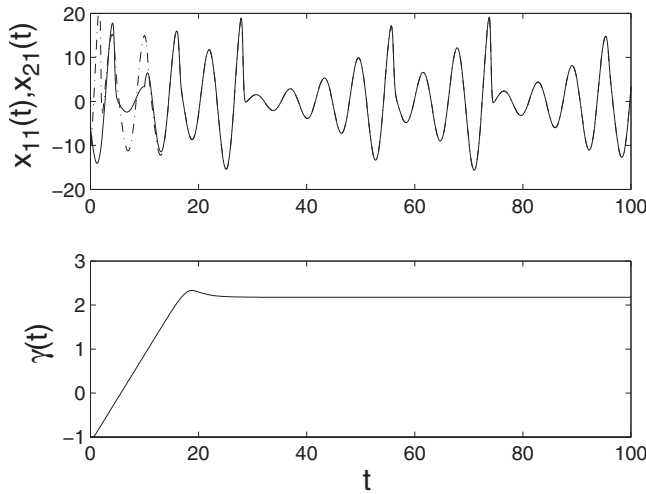


FIG. 6. Modified adaptive strategy. The upper plot shows the time evolution of $x_{11}(t)$ (dashed line) compared to $x_{21}(t)$ (continuous line), while the lower plot shows the time evolution of $\gamma(t)$. $\gamma(0)=-1$, $\beta=10^{-1}$, and $\nu=1$.

Therefore, we propose to replace $\dot{\gamma}(t)=2\beta G(t)$ in Eq. (10a) by

$$\dot{\gamma}(t) = 2\beta \frac{G(t)}{1 + |G(t)|}, \quad (13)$$

where Eq. (13) is approximately equal to Eq. (10a) in the case that $|G(t)| \ll 1$, while is approximately equal to $\dot{\gamma}(t) = 2\beta \times \text{sgn}(G(t))$ in the case that $|G(t)| \gg 1$. Note that Eq. (13) corresponds to adding a saturation on $\dot{\gamma}(t)$, which now is constrained to approximately lie in the range $[-\beta, \beta]$.

Figure 6 (Fig. 7) shows the results of numerical simulations in which we have tested our modified adaptive strategy, given by Eqs. (1), (13), (10b), and (10c), for a case in which $\gamma(0)=-1$ ($\gamma(0)=10$). For our experiments in Figs. 6 and 7, we have chosen $\beta=10^{-1}$. As can be seen, in both cases $\gamma(t)$ is

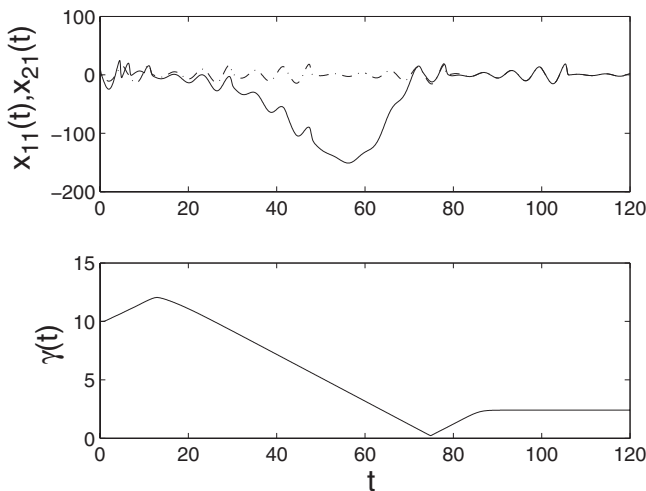


FIG. 7. Modified adaptive strategy. The upper plot shows the time evolution of $x_{11}(t)$ (dashed line) compared to $x_{21}(t)$ (continuous line), while the lower plot shows the time evolution of $\gamma(t)$. $\gamma(0)=10$, $\beta=10^{-1}$, and $\nu=1$.

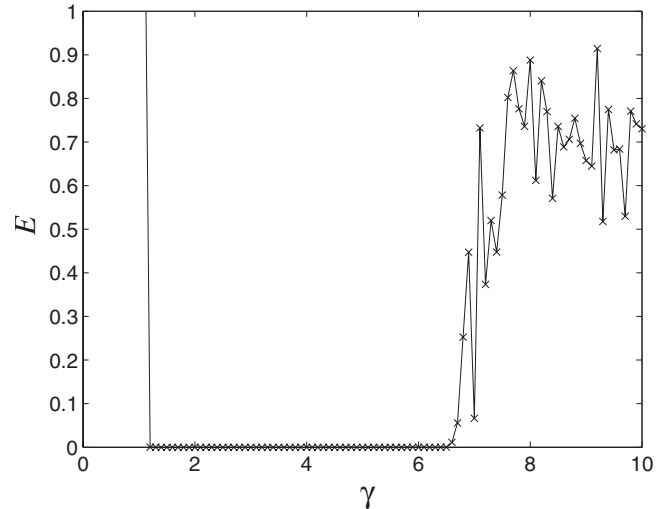


FIG. 8. The average synchronization error E obtained from integration of Eqs. (1) with $\gamma(t)=\gamma$, versus (constant) γ , for γ in the range $[1,10]$. $F(x)$ is the Lorenz equation, $h(x_i)=x_{i3}$, $\mathcal{H}=[0,0,1]$, $t_1=0.75 \times 10^3$, and $t_2=10^3$.

observed to converge to the synchronization range Γ , though it starts from initial conditions that are far away from it.

Experiment with the Lorenz system

We now consider an example in which our sender-receiver dynamical systems are described by the Lorenz equation, $m=3$,

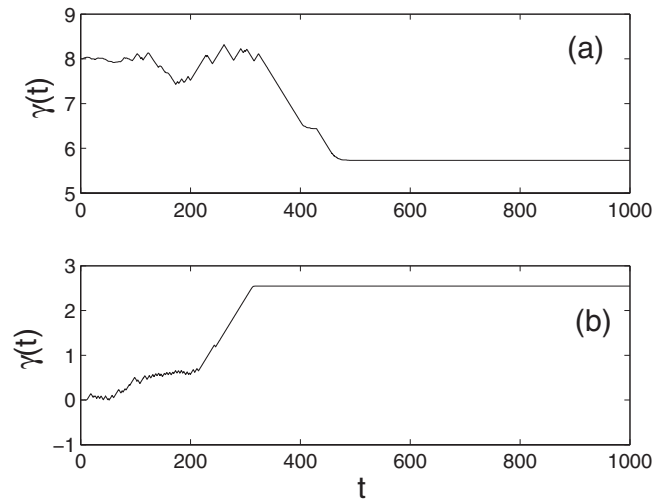


FIG. 9. We have tested the modified adaptive strategy given by Eqs. (1), (13), (10b), and (10c), for the case of coupled Lorenz systems (14), $h(x_i)=x_{i3}$, $\mathcal{H}=[0,0,1]$. The sender and the receiver systems are initialized from random points on the Lorenz attractor. The adaptive strategy is shown to be successful in two cases, corresponding to two different choices of the initial conditions, $\gamma(0)=8$ and $\gamma(0)=0$. Plot (a) shows the time evolution of $\gamma(t)$ from $\gamma(0)=8$, $\beta=10^{-2}$, and $\nu=1$. Plot (b) shows the time evolution of $\gamma(t)$ from $\gamma(0)=0$, $\beta=10^{-2}$, and $\nu=1$.

$$F(x_i) = \begin{bmatrix} 10(x_{i2} - x_{i1}) \\ 23x_{i1} - x_{i2} - x_{i1}x_{i3} \\ x_{i1}x_{i2} - x_{i3} \end{bmatrix}, \quad (14)$$

$i=1,2$. From [14] we know that when two Lorenz systems (14) are coupled as in Eq. (1) with constant coupling $\gamma(t)=\gamma$, $h(x_i)=x_{i3}$, $\mathcal{H}=[0,0,1]$, synchronization is stable in a bounded interval of the coupling strength γ , that is, for $\gamma \in \Gamma=[1.2,6.5]$.

Figure 8 shows the average synchronization error E , defined in Eq. (12), for two Lorenz systems coupled as in Eqs. (1), with constant coupling $\gamma(t)=\gamma$, $h(x_i)=x_{i3}$, and $\mathcal{H}=[0,0,1]$, as function of the parameter γ ; for this case, we observe that the transition to the nonsynchronous state is characterized by on-off intermittency [15–17], which makes the use of our adaptive strategy much harder, since the gradient descent relation (7) relies on the assumption that the potential (6) is a monotonically increasing function of γ , for γ moving away from Γ . However, we have implemented our adaptive strategy given by Eqs. (1), (13), (10b), and (10c) and found that it can be successful applied to achieve synchronization, provided that $\gamma(0)$ is not too far away from the stability range $\Gamma=[1.2,6.5]$. Figure 9 shows convergence of $\gamma(t)$ to values in the stability range Γ for two different choices of the initial conditions, that is, $\gamma(0)=8$ and $\gamma(0)=0$.

IV. CONCLUSIONS

In this paper we have considered a situation in which a sender system is unidirectionally coupled to a receiver and we have studied conditions for the receiver to adaptively evolve the strength of the coupling to achieve stable synchronization with the sender. We have proposed a simple adaptive strategy that has been shown to be successful in dynamically evolving the coupling strength γ until it converges to a value in the range of stable synchronization Γ . For cases in which the coupling strength is evolved from initial conditions that are distant from Γ , we have proposed and numerically tested a modified adaptive strategy that includes a saturation on $|\dot{\gamma}|$.

We expect the adaptive strategy to be effective also in the case that the sender and the receiver are slightly nonidentical systems, for which, depending on the choice of γ , a state of approximate synchronization can be attained. Preliminary numerical simulations, run for a case in which $F(x)$ is the Rössler equation and a small mismatch in one of the system parameters is introduced, seem to confirm this possibility.

ACKNOWLEDGMENTS

The author is indebted to Professor Edward Ott for insightful advice and discussions. This work was supported by the U.S. Office of Naval Research under Contract N00014-07-1-0734.

-
- [1] F. Sorrentino and E. Ott, Phys. Rev. Lett. **100**, 114101 (2008).
 - [2] F. Sorrentino and E. Ott, Phys. Rev. E **79**, 016201 (2009).
 - [3] H. D. I. Abarbanel, D. R. Creveling, and J. M. Jeanne, Phys. Rev. E **77**, 016208 (2008).
 - [4] D. R. Creveling, P. E. Gill, and H. D. I. Abarbanel, Phys. Lett. A **372**, 2640 (2008).
 - [5] J. C. Quinn, P. H. Bryant, D. R. Creveling, S. R. Klein, and H. D. I. Abarbanel, Phys. Rev. E **80**, 016201 (2009).
 - [6] F. Sorrentino and E. Ott, Chaos **19**, 033108 (2009).
 - [7] H. Fujisaka and T. Yamada, Prog. Theor. Phys. **69**, 32 (1983).
 - [8] V. S. Afraimovich, N. N. Verichev, and M. I. Rabinovich, Izv. Vyssh Uchebn. Zaved., Radiofiz. **29**, 795 (1986).
 - [9] L. M. Pecora and T. L. Carroll, Phys. Rev. Lett. **80**, 2109 (1998).
 - [10] J. Yang, G. Hu, and J. Xiao, Phys. Rev. Lett. **80**, 496 (1998).
 - [11] C. Zhou and J. Kurths, Phys. Rev. Lett. **96**, 164102 (2006).
 - [12] P. De Lellis, M. di Bernardo, F. Sorrentino, and A. Tierno, Int. J. Comput. Math. **85**, 1189 (2008).
 - [13] P. De Lellis, M. di Bernardo, and F. Garofalo, Chaos **18**, 037110 (2008).
 - [14] G. Hu, J. Yang, and W. Liu, Phys. Rev. E **58**, 4440 (1998).
 - [15] A. S. Pikovsky, Z. Phys. B **55**, 149 (1984).
 - [16] N. Platt, E. A. Spiegel, and C. Tresser, Phys. Rev. Lett. **70**, 279 (1993).
 - [17] E. Ott and J. C. Sommerer, Phys. Lett. A **188**, 39 (1994).
 - [18] Note that though the synchronous state is stable for any value of $\gamma \in \Gamma$, the rate of contraction towards the synchronization manifold is still dependent on the particular choice of γ . Thus, if γ varies continuously in time, the values of γ that minimize the master stability function are more *likely* to attract the evolution of the receiver onto the synchronous state.