

Nonintersecting Brownian interfaces and Wishart random matrices

Céline Nadal and Satya N. Majumdar

Laboratoire de Physique Théorique et Modèles Statistiques (UMR 8626 du CNRS), Université Paris-Sud, Bâtiment 100 91405 Orsay Cedex, France

(Received 5 March 2009; published 22 June 2009; publisher error corrected 28 July 2009)

We study a system of N nonintersecting $(1+1)$ -dimensional fluctuating elastic interfaces (“vicious bridges”) at thermal equilibrium, each subject to periodic boundary condition in the longitudinal direction and in presence of a substrate that induces an external confining potential for each interface. We show that, for a large system and with an appropriate choice of the external confining potential, the joint distribution of the heights of the N nonintersecting interfaces at a fixed point on the substrate can be mapped to the joint distribution of the eigenvalues of a Wishart matrix of size N with complex entries (Dyson index $\beta=2$), thus providing a physical realization of the Wishart matrix. Exploiting this analogy to random matrix, we calculate analytically (i) the average density of states of the interfaces, (ii) the height distribution of the uppermost and lowermost interfaces (extrema), and (iii) the asymptotic (large- N) distribution of the center of mass of the interfaces. In the last case, we show that the probability density of the center of mass has an essential singularity around its peak, which is shown to be a direct consequence of a phase transition in an associated Coulomb gas problem.

DOI: 10.1103/PhysRevE.79.061117

PACS number(s): 05.40.-a, 02.50.-r, 05.70.Np

I. INTRODUCTION

The system of N nonintersecting elastic lines was first studied by de Gennes [1] as a simple model of a fibrous structure made of $(1+1)$ -dimensional nonintersecting flexible chains in thermal equilibrium, under a unidirectional stretching force. These elastic lines can also be viewed as the trajectories in time of N nonintersecting Brownian motions, a system studied in great detail by Fisher and co-workers [2,3] in the context of commensurate-incommensurate (C-IC) phase transitions. In this context the nonintersecting lines are the domain walls between different commensurate surface phases adsorbed on a crystalline substrate. The “nonintersection” constraint led Fisher to call this a problem of “vicious” random walkers who do not meet (or kill each other when they meet). Since then, the vicious walkers model has had many physical applications, e.g., in wetting and melting [2,3], as a simple model of polymer network [4], in the structure of vicinal surfaces of crystals consisting of terraces divided by steps [5,6], and also in the context of stochastic growth models [7].

Depending on the underlying physical system being modelled by N vicious walkers, one can pose and study a variety of statistical questions. For example, Huse and Fisher [2] studied the so called “reunion” probability, i.e., the probability $P(t)$ that N vicious walkers starting at the same position in space reunite exactly after time t at their same initial position but without crossing each other in the time interval $[0, t]$ and showed that it decays as a power law $P(t) \sim t^{-N^2/2}$ for large t . Another pertinent issue is: given that the N walkers have reunited for the first time at time t , what can one say about the statistics of the transverse fluctuations of the positions of the walkers at any intermediate time $0 \leq \tau \leq t$ (see Fig. 1)? Such configurations where N walkers emerge from a fixed point in space and reunite at the same point after a fixed time t are called “watermelons” as their structure resembles that of a watermelon (see Fig. 1). Such a watermelon configuration also describes the structure of the “drop-

let” or the elementary topological excitation (vortex-antivortex pair) on the commensurate (ordered) side of a C-IC phase transition [2,3] with the longitudinal distance between the pairs being t . The statistical (thermal) fluctuations of the transverse sizes of such watermelon defects play an important role near the phase transition. This initiated a study of the transverse fluctuations of the nonintersecting lines in the watermelon geometry with fixed longitudinal distance t . In the random walk/probability language, this means studying the transverse fluctuations of the trajectories of N walkers conditioned on the fact that they started and reunited at the same point in space after a fixed time t without crossing each other in between. Another similar interesting geometrical configuration is a “watermelon with a wall,” i.e., N nonintersecting walkers starting and reuniting at the same point in space (say the origin) after a fixed time t , but staying positive in $[0, t]$ (see Fig. 1).

Recently, the transverse fluctuations of N nonintersecting lines have been studied extensively in watermelon geometry over $[0, t]$ both with and without a wall and important connections to random matrix theory have been discovered [7–14]. For example, the joint distribution of the positions of all the walkers at a fixed time $0 \leq \tau \leq t$ for watermelons without a wall was shown to be identical (after appropriate rescaling) to the joint distribution of eigenvalues of a Gaussian random matrix belonging to the unitary ensemble (GUE) [8,11]. On the other hand, the joint distribution of the posi-

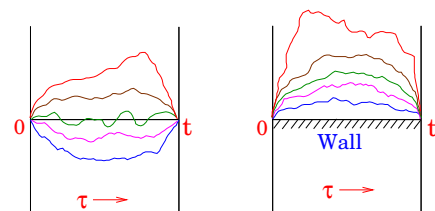


FIG. 1. (Color online) Typical watermelon configurations without a wall (left) and with a wall (right) at the origin for $N=5$ nonintersecting Brownian motions over the time interval $0 \leq \tau \leq t$.

tions at a fixed time $0 \leq \tau \leq t$ for watermelons with a hard wall at the origin was computed recently [13] and was shown to be identical (after an appropriate change of variable) to the joint distribution of eigenvalues of a random matrix drawn from the Wishart (or Laguerre) ensemble at a special value of its parameters, which also corresponds to the chiral Gaussian unitary ensemble of random matrices [10].

It is useful at this point to recollect the definition of a Wishart matrix. A Wishart matrix W is an $(N \times N)$ square matrix of the product form $W = X^\dagger X$, where X is a $(M \times N)$ rectangular matrix with real or complex entries and X^\dagger is its Hermitian conjugate. If the entries X_{ij} represent some data, e.g., X_{ij} may indicate the price of the j th commodity on the i th day, then W is just the (unnormalized) covariance matrix that provides information about the correlations between prices of different commodities. If X is a Gaussian random matrix, $P(X) \propto \exp[-\frac{\beta}{2} \text{Tr}(X^\dagger X)]$, where the Dyson index $\beta = 1, 2$ corresponds, respectively, to real and complex matrices, then the random covariance matrix W belongs to the Wishart ensemble named after Wishart who introduced them in the context of multivariate statistical data analysis [15]. Since then the Wishart matrix has found numerous applications. Wishart matrices play an important role in data compression techniques such as the “principal components analysis” (PCA). PCA applications include image processing [16–18], biological microarrays [19,20], population genetics [21–23], finance [24,25], meteorology, and oceanography [26]. The spectral properties of the Wishart matrices have been studied extensively and it is known [27] that for $M \geq N$, all N positive eigenvalues of W are distributed via the joint probability density function (pdf),

$$P_N(\lambda_1, \dots, \lambda_N) = K_N e^{-(\beta/2)\sum_k \lambda_k} \prod_{k=1}^N \lambda_k^{(\beta/2)(M-N+1)-1} \prod_{i < j} |\lambda_i - \lambda_j|^\beta, \tag{1}$$

where K_N is a normalization constant and the Dyson index $\beta = 1, 2$ (respectively, for real and complex X). In the “anti-Wishart” case, that is when $M < N$, W has M positive eigenvalues (and $N - M$ eigenvalues that are exactly zero) and their joint probability distribution is simply obtained by exchanging M and N in formula (1). Hence we will focus only on the Wishart case with $M \geq N$. Note that even though the Wishart pdf in Eq. (1) was obtained for integer $M \geq N$, the pdf is actually a valid measure for any real continuous $M \geq N$. In particular, for $M - N = 1/2$ ($M - N = -1/2$) in the case $\beta = 2$, the pdf in Eq. (1) is realized as the distribution of the squares of positive eigenvalues of class C (D) random matrices [10], in the classification of Altland and Zirnbauer [28]. In addition, the pdf in Eq. (1) is also realized for d -dimensional squared Bessel processes under nonintersection constraint with $\beta = 2$ $M - N = d/2 - 1$ for $d > 0$ [29].

In Ref. [13], the joint pdf of the positions of N nonintersecting Brownian motions in the watermelon with a wall geometry, mentioned in the previous paragraph, was shown to correspond to the joint pdf of Wishart ensemble in Eq. (1) with special values of the parameter $\beta = 2$ and $M - N = 1/2$. At these special values, the joint pdf also correspond to those of the squares of the eigenvalues of class C matrices [10]. A

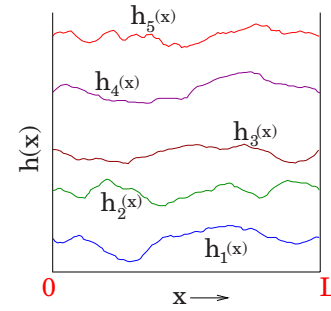


FIG. 2. (Color online) Nonintersecting fluctuating interfaces with heights $h_i(x)$ for $0 \leq x \leq L$ with periodic boundary conditions, $h_i(0) = h_i(L)$.

question thus naturally arises whether it is possible to find a nonintersecting Brownian motion model that will generate a Wishart ensemble in Eq. (1) with arbitrary values of the two parameters β and $M - N \geq 0$, including integer values of $M - N$. In this paper we address precisely this issue and show how to generate the Wishart ensemble with arbitrary positive β and $M - N \geq 0$, starting from an underlying microscopic model of nonintersecting Brownian interfaces.

In this paper we study the nonintersecting Brownian motions in a geometry different from that of the watermelons discussed above. Here we consider a system of N $(1+1)$ -dimensional nonintersecting fluctuating elastic interfaces with heights $h_i(x)$ ($i = 1, 2, 3, \dots, N$) that run across the interval $x \in [0, L]$ in the longitudinal direction (see Fig. 2). Equivalently the heights $\{h_i(x)\}$ can be thought of as the positions of N nonintersecting walkers at “time” x . In contrast to the watermelon geometry, the lines here are not constrained to reunite at the two end points. Instead, each line satisfies the periodic boundary condition in the longitudinal direction, i.e., they are wrapped around a cylinder of perimeter L (see Fig. 2). In addition, there is a hard wall (or substrate) at $h = 0$ that induces an external confining potential $V(h_i)$ on the i th interface for all $1 \leq i \leq N$. In a slightly more general version of the model, one can also introduce a pairwise repulsive interaction between lines. In presence of the external confining potential $V(h_i)$, the system of elastic lines reaches a thermal equilibrium and our main goal is to compute the statistical properties of the heights of these lines at thermal equilibrium. More precisely, we compute the joint distribution of heights of the lines at a fixed position $0 \leq x \leq L$ and show that, in the limit $L \rightarrow \infty$ (large system), this joint distribution, after an appropriate change of variables, is precisely the same as the joint distribution in the Wishart ensemble. Note that due to the translational symmetry in the longitudinal direction (imposed by the periodic boundary condition), this joint pdf of the heights is actually independent of x .

Thus our model is actually closer to the solid-on-solid (SOS) models at thermal equilibrium in presence of a substrate [30], except with the difference that here we have multiple nonintersecting interfaces. This model is, thus, appropriate to describe the interfaces between different co-existing “wet” phases of a multiphase two-dimensional (2D) fluid system on a solid substrate or a film [3]. We note that nonintersecting Brownian motions in an external harmonic po-

tential was studied recently by Bray and Winkler [31], but they were mostly interested in calculating the probability that such walkers all survive up to some time t . In the Brownian motion language, we are here interested in a different question: given that each walker survives up to time L and comes back to its starting position, what is the joint distribution of the positions of the walkers (or equivalently the heights of the interfaces) at any intermediate time $0 \leq x \leq L$?

In this paper, we consider the external confining potential of the form

$$V(h) = \frac{b^2 h^2}{2} + \frac{\alpha(\alpha-1)}{2h^2} \quad \text{with } b > 0 \text{ and } \alpha > 1 \quad (2)$$

with a harmonic confining part and a repulsive inverse square interaction. Such a choice is dictated by the following observations. The harmonic potential is needed to confine the interfaces as otherwise there will be a zero mode. The repulsive inverse square potential has an entropic origin. For a single interface near a hard wall, Fisher [3] indeed showed that the effective free energy at temperature T behaves as $k_B T/h^2$, where h is the distance of the interface (or the walker) from the wall. Thus it is natural to choose the external potential of the form as in Eq. (2). In addition, as we will see later, such a physical choice also has the advantage that it is exactly soluble. We will see indeed that this choice of the potential generates, for the joint density of heights at a fixed point x in the limit $L \rightarrow \infty$ (large system), a Wishart pdf in Eq. (1) with fixed $\beta=2$, but with a tunable $M-N=\alpha-1/2$, where α sets the amplitude of the repulsive inverse square potential in Eq. (2). Thus when $\alpha-1/2=k$ is a positive integer k , this generates a physical realization of Wishart matrices with integer dimensions $M=N+k$ and N .

Our model is also rather close to the realistic experimental system of fluctuating step edges on vicinal surfaces of a crystal in presence of a substrate (or hard wall). When a crystal is cut by a plane which is oriented at a small nonzero angle to the high-symmetry axis, one sees a sequence of terraces oriented in the high-symmetry direction that are separated by step edges, which can be modelled as “elastic” nonintersecting lines or trajectories of nonintersecting Brownian motions [5]. In an external confining harmonic potential but in absence of a wall at $h=0$ (such that $h \rightarrow -h$ symmetry is preserved), the joint distribution of the heights of the lines at equilibrium can be mapped to the GUE ensemble [5], although most studies in this context are concerned with the so called Terrace-Width distribution, i.e., the distribution of the spacings between the lines. In our model, due to the presence of the wall which breaks the $h \rightarrow -h$ symmetry, new interesting questions emerge. For example, it is natural also to ask for the distribution of the minimal (maximal) height, i.e., the height of the line closest (farthest) from the wall. Using the mapping to the Wishart random matrix, the minimal and maximal-heights correspond, respectively, to the smallest and the largest eigenvalue of the Wishart random matrix. In addition, it is also interesting and physically relevant to investigate the statistics of the center of mass of the N nonintersecting Brownian motions. We will see that strong correlations between the lines violate the central limit theorem,

resulting in strong non-Gaussian tails in the distribution of the center of mass.

Let us summarize below our main results.

(i) Using a path integral formalism we show that the computation of the equilibrium joint distribution of heights at a fixed point in space can be mapped to determining the spectral properties of a quantum Hamiltonian. Subsequently, when the external potential is of the form in Eq. (2), this quantum potential turns out to be integrable and allows us to compute the equilibrium joint distribution of heights exactly. In particular in the limit of a large system, we show that the joint distribution of heights, under a change of variables $bh_i^2 = \lambda_i$, is exactly of the Wishart form in Eq. (1) with parameters $\beta=2$ and $M-N=\alpha-1/2$, where α appears in the potential in Eq. (2). Knowing the exact joint distribution, we then compute various statistical properties of the heights of the interfaces as listed below.

(ii) We find that the average density of lines at height h , in the limit of a large number N of interfaces, is a quarter of ellipse as a function of h , with finite support over $[0, 2\sqrt{N/b}]$, where b appears in Eq. (2). The typical height, thus, scales with N for large N as $h_{\text{typ}} \sim \sqrt{N}$. This differs considerably from the case of N interfaces that are allowed to cross, where the typical height is of order one. The spreading of nonintersecting interfaces is a consequence of the strong interaction between them induced by their fermionic repulsion.

(iii) We study the height distribution of the topmost (farthest from the wall) interface in the large- N limit. We show that the average height of the farthest interface (maximal height) is $2\sqrt{N/b}$ for large N : it is given by the upper bound of the average density of states. The typical fluctuations of the maximal height around its mean are distributed via the Tracy-Widom distribution [32–34]. However, for finite but large N , the tails of the distribution of the maximal height show significant deviations from the Tracy-Widom behavior. We compute exactly these large deviation tails.

(iv) We also study the statistics of the height of the lowest (closest to the wall) interface (minimal height) and argue that, for large N , it scales as $N^{-1/2}$. This should be compared to the case of noninteracting Brownian motions where the typical distance of the closest (to the wall) walker is of $\sim O(1)$ from the wall. This is again an effect of the strong interaction between the interfaces: their mutual repulsion pushes the lowest interface closer to the substrate. We further show that the full distribution of the minimal height can be exactly computed for a special value of the parameter $\alpha = 3/2$ in Eq. (2).

(v) Finally we study the distribution of the center of mass of the heights $G_N = \frac{h_1 + \dots + h_N}{N}$ for large N . Thanks to the analogy between the Wishart eigenvalues and a Coulomb gas of charges, the mean and variance of the center of mass can be computed, as well as the shape of the probability distribution: we show that the pdf of G_N , $P(G_N = \nu)$, has a nonanalytic behavior (essential singularity) at $\nu = \langle G_N \rangle$ (which is shown to be a direct consequence of a phase transition of “infinite” order in the associated Coulomb gas problem). In addition, we find exact asymptotic results, to leading order for large N , for the mean $\langle G_N \rangle = \frac{8}{3\pi} \sqrt{N/b}$ and the variance $\langle G_N^2 \rangle - \langle G_N \rangle^2 = \frac{2}{\pi^2 N b}$.

The rest of the paper is organized as follows. In Sec. II, we present our model, compute (via path integral method) the joint probability distribution of the heights of the interfaces and compare it to the probability distribution of the eigenvalues of a Wishart matrix. In Sec. III, we analyze some statistical properties of the model. We first present the results for the average density of lines (Sec. III A). We then compute the behavior of the maximal height (Sec. III B) and the minimal height (Sec. III C). Finally we study the distribution of the center of mass of the heights in (Sec. III D). Section IV concludes the paper with a summary and outlook.

II. MODEL

Our model consists of N nonintersecting $(1+1)$ -dimensional interfaces over a substrate of size L (that induces an external potential). For simplicity, we first present the model for a single interface in Sec. II A and show how, using a path-integral formalism, one can map the problem of calculating the equilibrium height distribution of the interface to computing the spectral properties of a quantum Hamiltonian. In particular, calculating the height distribution in the limit $L \rightarrow \infty$ (large system) corresponds to calculating the ground state wavefunction of this quantum Hamiltonian. Then we present the interacting model for general N interfaces in Sec. II B and show how to generalize the path integral formalism to a *many-body* problem and subsequently compute the joint distribution of heights at equilibrium. In particular at $L \rightarrow \infty$ the joint distribution is shown to have the Wishart form in Eq. (1) with parameters $\beta=2$ and $M-N = \alpha - 1/2$, where α appears in the potential in Eq. (2).

A. One interface

Let us first consider the case of one single interface ($N = 1$). The interface is described by its height $h(x)$ for x from 0 to L . When we think of the interface as a walker (or Brownian motion), the height h plays the role of the position of the walker, while the coordinate x along the substrate corresponds to time. The substrate can then be seen as a wall at height zero: one has $h(x) > 0$ for every x . In the stationary state at thermal equilibrium, the energy of a configuration $\{h(x)\}$ of the interface can be expressed as

$$E[\{h(x)\}] = E_{elast}[\{h(x)\}] + U[\{h(x)\}] \tag{3}$$

with $E_{elast}[\{h(x)\}] = \frac{1}{2} \int_0^L dx \left(\frac{dh}{dx}\right)^2$ being the elastic energy (or the kinetic energy of the walker) and $U[\{h(x)\}] = \int_0^L dx V[h(x)]$ describes the potential energy due to the interaction potential $V(h)$ with the substrate. The statistical weight of a configuration $[\{h(x)\}, 0 \leq x \leq L]$ of the interface is, thus, simply (setting $k_B T = 1$, where k_B is the Boltzmann constant, and T is the temperature) given by the Boltzmann weight

$$P[\{h(x)\}] \propto \exp\{-E[\{h(x)\}]\} \propto \exp\left\{-\frac{1}{2} \int_0^L \left(\frac{dh}{dx}\right)^2 dx - \int_0^L V[h(x)] dx\right\}. \tag{4}$$

We assume periodic boundary conditions: $h(0) = h(L) = h > 0$.

In absence of an external potential ($V \equiv 0$), the interface is depinned, with a roughness exponent $\chi = 1/2$, which means $\langle h^2 \rangle - \langle h \rangle^2 \propto L^{2\chi} \propto L$. In this case the interface is just the trajectory of a free one-dimensional (1D) Brownian motion: the displacement h of the walker grows as the square root of the time (L). But when the substrate induces an attractive potential, the interface remains pinned to the wall (substrate). The interface then becomes smooth ($\chi = 0$) in this case.

Given the overall statistical weight of the *full configuration* of an interface in Eq. (4) over $x \in [0, L]$, our task next is to compute the ‘‘marginal’’ height distribution $P(h)$ of the interface at a fixed point x in space, by integrating out the heights at other points. Note that due to the translational symmetry imposed by the periodic boundary condition, this marginal height distribution $P(h)$ is independent of the point x , which we can conveniently choose to be $x = 0$ for example. This integration of all other heights except at 0 (or L) can be very conveniently carried out by the following path integral that allows us to write the marginal pdf $P(h)$ as

$$P(h) \propto \int_{h(0)=h}^{h(L)=h} \mathcal{D}h(x) e^{-E[\{h(x)\}]} \mathbb{1}_{h(x) > 0}, \tag{5}$$

where the symbol $\mathbb{1}_{h(x) > 0}$ is an indicator function that enforces the condition that the height at all points $x \in [0, L]$ is positive and the energy $E[\{h(x)\}]$ is given in Eq. (4).

The path integral can be reinterpreted as a quantum propagator,

$$P(h) \propto \langle h | e^{-\hat{H}L} | h \rangle \tag{6}$$

with the Hamiltonian

$$\hat{H} = -\frac{1}{2} \frac{d^2}{dh^2} + V(h) \tag{7}$$

and with the constraint $h > 0$. The problem is now the one of a quantum particle in one dimension with position $h(x)$ at time x , described by the Hamiltonian \hat{H} (in imaginary time).

We assume now that the energy spectrum of \hat{H} is discrete (this will be the case in presence of the confining potential). The propagator can be decomposed in the eigenbasis of \hat{H} ,

$$P(h) = \frac{\sum_E e^{-EL} |\psi_E(h)|^2}{\sum_E e^{-EL}} \tag{8}$$

where ψ_E is the eigenfunction of energy E . Thus calculating the marginal height distribution is equivalent, thanks to the relation in Eq. (8), to calculating the full spectral properties (i.e., all eigenvalues and eigenfunctions) of the quantum Hamiltonian \hat{H} . In a large system $L \rightarrow \infty$ (for a fixed temperature T), only the ground state ($\psi_{E_0} \equiv \psi_0$ with energy E_0) contributes to the sum in Eq. (8). Henceforth, we will always work in this limit where the marginal pdf is given by the exact formula

$$P(h) = |\psi_0(h)|^2. \tag{9}$$

Let us make a quick remark here. While the results in Eqs.

(8) and (9) may *a priori* look evident, they are however a bit more subtle. For example, the r.h.s. of Eq. (9) is, in a quantum mechanical sense, the probability density of finding a particle at h in the ground state. But it is not obvious (and needs to be proved as done above) that it also represents the height distribution of a classical model.

Thus our task is now to determine the exact ground state of the quantum Hamiltonian \hat{H} . Analytically this is only possible for integrable \hat{H} . With the choice of potential $V(h)$ as in Eq. (2), the quantum Hamiltonian \hat{H} is fortunately integrable. The eigenfunction $\psi_n(h)$ satisfies the Schrödinger equation

$$\hat{H}\psi_n = -\frac{1}{2}\frac{d^2\psi_n}{dh^2} + V(h)\psi_n = E_n\psi_n \quad (10)$$

with the boundary conditions, $\psi_n(h=0)=0$ (due to the hard wall at $h=0$) and $\psi_n(h\rightarrow\infty)=0$. The solution is of the form

$$\psi_n(h) = c_n e^{-(b/2)h^2} h^\alpha \mathcal{L}_n^{(\alpha-1/2)}(bh^2) \quad \text{with } E_n = b\left(2n + \alpha + \frac{1}{2}\right) \quad (11)$$

with n a non-negative integer (discrete spectrum), c_n a normalization constant, and $\mathcal{L}_n^{(\alpha-1/2)}$ a generalized Laguerre polynomial of degree n ,

$$\mathcal{L}_n^\gamma(x) = \sum_{i=0}^n \binom{n+\gamma}{n-i} \frac{(-x)^i}{i!}. \quad (12)$$

Note that for $\gamma=0$, $\mathcal{L}_n^0(x)=\mathcal{L}_n(x)$ reduces to the ordinary Laguerre polynomial

$$\mathcal{L}_n(x) = \sum_{i=0}^n \binom{n}{i} \frac{(-x)^i}{i!}. \quad (13)$$

We also note that the generalized Laguerre polynomial in Eq. (12) can alternately be expressed as a hypergeometric function

$$\mathcal{L}_n^\gamma(x) = \frac{(\gamma+1)_n}{n!} {}_1F_1(-n; \gamma+1; x), \quad (14)$$

where $(a)_n = (a)(a+1)\dots(a+n-1)$ is the Pochhammer symbol and

$${}_pF_q(a_1, \dots, a_p; b_1, \dots, b_q; z) = \sum_{n=0}^{\infty} \frac{(a_1)_n \dots (a_p)_n z^n}{(b_1)_n \dots (b_q)_n n!}. \quad (15)$$

Finally, as $\mathcal{L}_0^\gamma(x)=1$, the pdf of the height of the interface is (in the limit of a large substrate $L\rightarrow\infty$)

$$P(h) = |\psi_0(h)|^2 = |c_0|^2 e^{-bh^2} h^{2\alpha} \quad (16)$$

with $|c_0|^2 = \frac{2b^{\alpha+1/2}}{\Gamma(\alpha+1/2)}$.

The mean $m \equiv \langle h \rangle$ and variance $\sigma_1^2 \equiv \text{Var}(h) = \langle h^2 \rangle - \langle h \rangle^2$ of the interface height are, thus, easy to compute,

$$m = \langle h \rangle = \int_0^\infty dh h P(h) = \frac{\Gamma(\alpha+1)}{\sqrt{b}\Gamma(\alpha+1/2)}, \quad (17)$$

$$\sigma_1^2 = \text{Var}(h) = \frac{1+2\alpha}{2b} - \frac{1}{b} \left(\frac{\Gamma(\alpha+1)}{\Gamma(\alpha+1/2)} \right)^2. \quad (18)$$

B. N interfaces

Let us consider now N nonintersecting $(1+1)$ -dimensional interfaces over a substrate of size L . The i th interface is described by its height $h_i(x)$ for x from 0 to L . Since the interfaces are nonintersecting, we can assume that they are ordered: $0 < h_1(x) < h_2(x) < \dots < h_N(x)$ for every x . The only interaction between the interfaces is their fermionic repulsion (they do not cross). However, we will see that this constraint drastically changes the statistics of the interfaces. In the stationary state (at thermal equilibrium), the energy $E[\{h(x)\}]$ of a configuration $\{h(x)\}$ of one of the interfaces is given by (3) (same form as we assumed for one single interface), with an elastic energy and a potential $V(h)$ again given by (2). Therefore the statistical weight of a configuration $\{h_i(x); 1 \leq i \leq N, 0 \leq x \leq L\}$ of the whole system is simply (setting $k_B T = 1$ for simplicity)

$$P[\{h_i(x)\}_{i,x}] \propto \exp \left[- \sum_i \frac{1}{2} \int_0^L \left(\frac{dh_i}{dx} \right)^2 dx - \sum_i \int_0^L V[h_i(x)] dx \right]. \quad (19)$$

We assume again periodic boundary conditions: for every i , $h_i(0)=h_i(L)=h_i$ with $0 < h_1 < h_2 < \dots < h_N$. The configuration space can thus be seen as a cylinder of radius $L/2\pi$.

The joint probability distribution of the heights of the interfaces at a given position (position x that can be taken to be 0 by cylindrical symmetry, as we already noticed) can again be expressed as a path integral,

$$P(h_1, h_2, \dots, h_N) \propto \prod_i \int_{h_i(0)=h_i}^{h_i(L)=h_i} \mathcal{D}h_i(x) e^{-\sum_i E[\{h_i(x)\}]} \mathbb{1}_{h_N(x) > \dots > h_1(x) > 0}. \quad (20)$$

The path integral can then be reinterpreted as a quantum propagator for N particles,

$$P(h_1, h_2, \dots, h_N) \propto \langle h_1, h_2, \dots, h_N | e^{-\hat{H}L} | h_1, h_2, \dots, h_N \rangle, \quad (21)$$

where the many-body Hamiltonian is given by

$$\hat{H} = \sum_i \hat{H}_i = - \sum_i \frac{1}{2} \frac{d^2}{dh_i^2} + \sum_i V(h_i) \quad (22)$$

with the constraint $h_N > \dots > h_1 > 0$. The problem is now the one of N -independent fermionic particles in one dimension with positions $h_i(x)$ at time x , described by the single particle Hamiltonian \hat{H}_i (in imaginary time).

Exactly as for one single interface, the propagator can be decomposed in the eigenbasis of \hat{H} (Hamiltonian for N particles) and the joint distribution of heights is given by

$$P(h_1, h_2, \dots, h_N) = \frac{\sum_E e^{-EL} |\psi_E(h_1, h_2, \dots, h_N)|^2}{\sum_E e^{-EL}}, \quad (23)$$

where $\psi_E(h_1, h_2, \dots, h_N)$ is the many-body wavefunction at energy E . Analogous to the single interface case, when the size of the system L tends to infinity, only the ground state Ψ_0 (N -body wavefunction) contributes to the sum. In this limit, the joint probability is simply

$$P(h_1, h_2, \dots, h_N) = |\Psi_0(h_1, \dots, h_N)|^2. \quad (24)$$

As in the single particle case, we emphasize that the relations in Eqs. (23) and (24) may *a priori* look evident, but they need to be proved as the left-hand side (l.h.s.) and r.h.s. of these equations refer to the probability density in a classical and a quantum problem, respectively. We note that in the context of step edges on vicinal surfaces (in the absence of a wall), relation (24) was implicitly assumed in Ref. [5], but not proved.

In the case of one interface, we computed the single particle wavefunction ψ_n in (11). As the particles are independent fermions, the (N -body) ground state wavefunction Ψ_0 is a $N \times N$ Slater determinant. It is constructed from the N single particle wavefunctions of lowest energy, the ψ_i for i from 0 to $N-1$,

$$\begin{aligned} \Psi_0(h_1, \dots, h_N) &\propto \det[\psi_{i-1}(h_j)] \\ &\propto e^{-(b/2)\sum_k h_k^2} \prod_k h_k^\alpha \det[\mathcal{L}_{i-1}^{(\alpha-1/2)}(bh_j^2)]. \end{aligned} \quad (25)$$

Note that $\mathcal{L}_{i-1}^{(\alpha-1/2)}(bh^2)$ is a polynomial of h^2 of degree $i-1$. Any determinant involving polynomials can be reduced, via the linear combination of rows, to a Vandermonde determinant which can then be simply evaluated. We then get

$$\begin{aligned} P(h_1, \dots, h_N) &= |\Psi_0(h_1, \dots, h_N)|^2 \\ &\propto e^{-b\sum_k h_k^2} \prod_k h_k^{2\alpha} \prod_{i<j} (h_i^2 - h_j^2)^2, \end{aligned} \quad (26)$$

where h_i 's are positive. Note that due to the symmetry of the above expression, the ordering constraint $h_1 < \dots < h_N$ can be removed by simply dividing the normalization constant by $(N!)$

For interfaces that are allowed to cross, the joint probability distribution of the heights has a similar form, but without the Vandermonde determinant: $P(h_1, \dots, h_N) = P(h_1) \dots P(h_N) \propto e^{-b\sum_k h_k^2} \prod_k h_k^{2\alpha}$. The Vandermonde determinant $\prod_{i<j} (h_i^2 - h_j^2)^2$ comes from the fermionic repulsion between the interfaces. In particular, one has (as expected) for nonintersecting interfaces $P(h_1, \dots, h_N) = 0$ if $h_i = h_j$ for $i \neq j$. The consequence of this repulsion on the typical magnitude of the heights of interfaces will be explored in the next section.

C. Relation to the eigenvalues of a Wishart matrix

We recall from the introduction that an ($N \times N$) Wishart matrix is a product covariance matrix of the form $W = X^\dagger X$, where X is a Gaussian ($M \times N$) rectangular matrix drawn

from the distribution, $P(X) \propto \exp[-\frac{\beta}{2} \text{Tr}(X^\dagger X)]$. For $M \geq N$, all eigenvalues of W are non-negative and are distributed via the joint pdf in Eq. (1). In the anti-Wishart case, that is when $M < N$, W has M positive eigenvalues (and $N-M$ eigenvalues that are exactly zero) and their joint probability distribution is simply obtained by exchanging M and N in formula (1).

The joint probability distribution of the heights of the interfaces in our model in Eq. (26) can then be related to the Wishart pdf in Eq. (1) with $\beta=2$ after a change of variables $bh_i^2 = \lambda_i$,

$$\begin{aligned} P(h_1, \dots, h_N) dh_1 \dots dh_N &\propto e^{-b\sum_k h_k^2} \prod_k h_k^{2\alpha} \prod_{i<j} (h_i^2 - h_j^2)^2 dh_1 \dots dh_N, \\ &= A_N e^{-\sum_k \lambda_k} \prod_k \lambda_k^{\alpha-1/2} \prod_{i<j} (\lambda_i - \lambda_j)^2 d\lambda_1 \dots d\lambda_N, \end{aligned} \quad (27)$$

where A_N is a normalization constant. Recall that the parameter $\alpha > 1$. By choosing $\alpha = (M-N) + \frac{1}{2} > 1$, one recovers the Wishart pdf in Eq. (1) for $\beta=2$ (complex matrices X) and arbitrary $M-N > 1/2$. Thus by tuning the amplitude α of the repulsive part of the potential in Eq. (2) one can generate the Wishart ensemble with a tunable M (with $M-N > 1/2$). The normalization constant A_N can be computed using Selberg's integrals [35] and one gets

$$A_N^{-1} = \prod_{k=1}^N \left[k! \Gamma\left(\alpha - \frac{1}{2} + k\right) \right]. \quad (28)$$

Wishart pdf with arbitrary $\beta \geq 0$ and $M > N$: We note that our model above generates a Wishart pdf with arbitrary $M-N > 1/2$ but with fixed $\beta=2$. It is possible to generate the Wishart pdf with arbitrary $\beta \geq 0$ also by introducing an additional pairwise repulsive potential between the interfaces. For example, we may add to the energy functional in Eq. (19) an additional pairwise interaction term of the form

$$- \sum_{1 \leq j < k \leq N} \int_0^L V_{\text{pair}}[h_j(x), h_k(x)] dx, \quad (29)$$

where the pair potential $V_{\text{pair}}(h_j, h_k)$ has a specific form

$$V_{\text{pair}}(h_j, h_k) = \frac{\beta}{2} \left(\frac{\beta}{2} - 1 \right) \left[\frac{1}{(h_j - h_k)^2} + \frac{1}{(h_j + h_k)^2} \right] \quad (30)$$

with $\beta \geq 0$. In this case, once again using the path integral formalism developed above, we can map the computation of the joint distribution of heights to calculating the spectral properties of a quantum Hamiltonian via Eqs. (23) and (24). The corresponding quantum Hamiltonian turns out to be exactly the Calogero-Moser model [36] which is integrable [37,38]. In particular, using the exact ground-state wavefunction of this Hamiltonian we get our corresponding joint distribution of interface heights in the following form:

$$P(h_1, \dots, h_N) = |\Psi_0(h_1, \dots, h_N)|^2 \propto e^{-b \sum_k h_k^2} \prod_k h_k^{2\alpha} \prod_{i < j} (h_i^2 - h_j^2)^\beta, \quad (31)$$

which, after the usual change of variables $bh_i^2 = \lambda_i$, corresponds to the general Wishart pdf in Eq. (1) with arbitrary $\beta \geq 0$ and a tunable $M - N = (2\alpha + 1 - \beta) / \beta$. We note that the procedure used above to obtain a variable β random matrix ensemble was used before in the context of step edges on vicinal surfaces *without a hard wall* where a corresponding Gaussian matrix ensemble with tunable β was obtained [5].

Note that for interfaces in presence of a wall, while the first term in the pair potential in Eq. (30) is quite natural and can arise out of entropic origin as well as dipolar interaction between step edges [5], the second term however does not seem to have any natural physical origin. It may be interpreted as an interaction term between the particles and their mirror images—in a system that would have a symmetry with respect to the wall. Unfortunately if one gets rid of this term, the integrability of the quantum Hamiltonian also gets lost. In any case, in the following we would focus only on the physical $\beta=2$ case.

III. STATISTICAL PROPERTIES OF THE MODEL

Once the joint distribution of heights at equilibrium is known, one can, at least in principle, compute the statistics of various relevant quantities such as the average density of lines at height h , the distribution of the maximal and the minimal height, the distribution of the center of mass of the interfaces, etc. In this section we show how to carry out this procedure and derive some explicit results upon borrowing the techniques developed in the context of random matrix theory. Many of the results in Secs. III A–III C actually follow from a simple change of variables in the already known results of random matrix theory. For the sake of completeness, we remind the readers some of these results from random matrix theory and draw the consequences for our interface model. However, Sec. III D (where we derive the distribution of the center of mass of the interfaces) presents our results.

For simplicity, we will focus here only on properties of the model in the limit of a large system $L \rightarrow \infty$. In particular, our focus would be to understand the effect of fermionic repulsion between the interfaces (nonintersecting constraint) and also the effect of the external confining potential on the statistics of the above mentioned physically relevant quantities.

We have shown in the previous section that the joint pdf of interface heights (h_i), after the change of variables $bh_i^2 = \lambda_i$, is the same as the joint pdf of Wishart eigenvalues (λ_i) in Eq. (1), which can be re-written as a Boltzmann weight

$$P_N(\lambda_1, \dots, \lambda_N) \propto \exp[-\beta E_{\text{eff}}(\lambda_1, \dots, \lambda_N)] \quad (32)$$

with the effective energy

$$E_{\text{eff}} = \frac{1}{2} \sum_k \lambda_k - a \sum_k \ln \lambda_k - \sum_{i < j} \ln |\lambda_i - \lambda_j|, \quad (33)$$

where $a = (\frac{1+M-N}{2} - \frac{1}{\beta})$. In this form, the λ_i 's can be interpreted as the positions of charges repelling each other via the 2D Coulomb interaction (logarithmic), but are confined on the 1D positive axis and in presence of an external linear +logarithmic potential. The Dyson index β plays the role of inverse temperature. Our model of interfaces corresponds to $\beta=2$ [see Eq. (27)].

We already noticed that the nonintersection constraint for the interfaces is equivalent to the presence of the Vandermonde determinant, and thus the logarithmic Coulomb repulsion, in the joint probability distribution. For independent interfaces (allowed to cross), there is no Vandermonde term and, hence, the logarithmic repulsion term in Eq. (33) is absent. In that case, balancing the first two terms of the energy gives a typical height of order one: $h_{\text{typ}} \sim O(1)$. But for the nonintersecting case, when the number N of interfaces becomes large, the logarithmic repulsion is stronger than the logarithmic part of the external potential (provided a is not proportional to N). Therefore, balancing the first and the third terms in the effective energy gives, for large N , $N\lambda_{\text{typ}} \sim N^2$, thus $\lambda_{\text{typ}} \sim N$ or equivalently $h_{\text{typ}} \sim \sqrt{N}$. The effect of repulsion is strong: the interfaces spread out considerably.

Below we first compute the average density of states, followed by the computation of the distribution of the topmost interface (maximal height) and the lowest interface (minimal height) that is the closest to the substrate. Finally we analyze the distribution of the center of mass of the heights.

A. Average density of states

We would first like to know what fraction of N interfaces lie, on an average, within a small interval of heights $[h, h + dh]$. This is given by the average density of states (normalized to unity)

$$\rho_N(h) = \frac{1}{N} \sum_{i=1}^N \langle \delta(h - h_i) \rangle. \quad (34)$$

As we explained above, we expect the typical height scale to be of order $h_{\text{typ}} \sim \sqrt{N}$ for a large number N of interfaces. Furthermore, the density of states is normalized to unity: $\int_0^\infty dh \rho_N(h) = 1$. Therefore the density is expected to have the following scaling form for large N :

$$\rho_N(h) \approx \frac{1}{\sqrt{N}} g\left(\frac{h}{\sqrt{N}}\right). \quad (35)$$

Our goal is to compute this scaling function $g(x)$. This can actually be simply read off from the known results on Wishart matrices which we now recall. Consider the Wishart matrix with $M \geq N$ with eigenvalues distributed via the joint pdf in Eq. (1). In the asymptotic limit $N \rightarrow \infty$, $M \rightarrow \infty$ keeping the ratio $c = N/M$ fixed (with $c \leq 1$), the average density of states of the eigenvalues is known [39] to be of the form

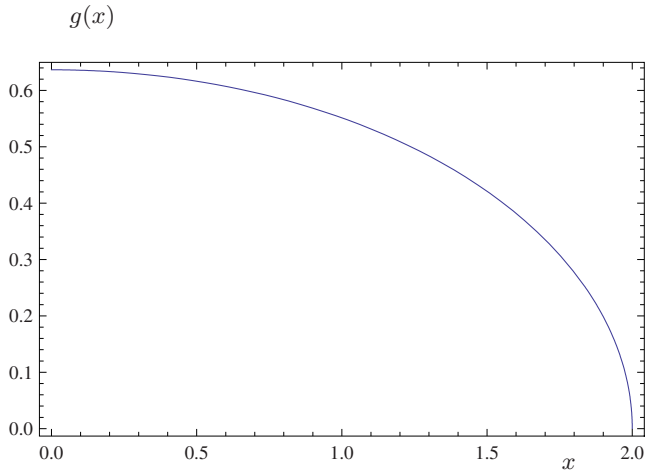


FIG. 3. (Color online) Rescaled average density of states $g(x)$ for the heights of interfaces plotted for $b=1$: $\rho_N(h) \approx \frac{1}{\sqrt{N}}g(\frac{h}{\sqrt{N}})$. It is a quarter of ellipse.

$$\rho_N^W(\lambda) = \frac{1}{N} \sum_{i=1}^N \langle \delta(\lambda - \lambda_i) \rangle \approx \frac{1}{N} f\left(\frac{\lambda}{N}\right) \quad \text{for large } N, \quad (36)$$

where the Marčenko-Pastur scaling function $f(x)$ depends on c (but is independent of β),

$$f(x) = \frac{1}{2\pi x} \sqrt{(x_+ - x)(x - x_-)}, \quad (37)$$

which has a nonzero support over the interval $x \in [x_-, x_+]$ where $x_{\pm} = (\frac{1}{c} \pm 1)^2$. Note that in the limit $c \rightarrow 1$, which happens when $M - N \sim O(1)$ for large N , $x_- \rightarrow 0$ and $x_+ \rightarrow 4$.

Our interface model, after the customary change of variables $bh_i^2 = \lambda_i$, corresponds to the Wishart ensemble in Eq. (1) with $\beta=2$ and $M - N = \alpha - 1/2$. Hence, as long as $\alpha \sim O(1)$ for large N , $c = N/M \rightarrow 1$ in our model. Using $bh^2 = \lambda$ and $c = 1$ in Eqs. (36) and (37), the average density of states in the interface model then indeed has the scaling form in Eq. (35) for large N with the scaling function

$$g(x) = \frac{b}{\pi} \sqrt{\frac{4}{b} - x^2}, \quad (38)$$

where b is the frequency of the harmonic part of the potential [see Eq. (2)]. The average density is a quarter of ellipse, as shown in Fig. 3. It has a finite support $[0, 2\sqrt{\frac{N}{b}}]$.

Thus the interface heights spread out for large N as a result of the nonintersection constraint. Let us compare this result to the case of independent interfaces that are allowed to cross each other. In that case, the average density of states is simply $\rho_N(h) = P(h) \propto e^{-bh^2} h^{2\alpha}$. It is independent of N (evidently) and has a nonzero support over the whole positive h axis. It vanishes when h tends to zero, and rapidly decreases to zero when h becomes large. Thus most of the interfaces lie on an average close to the wall at a distance of $O(1)$. In contrast, the heights of nonintersecting interfaces, on an average for large N , have a compact support over a wide region. The density vanishes at the upper edge as a square root

singularity and the upper edge itself grows as \sqrt{N} , thus spreading the interfaces further and further away from the wall as N increases.

The average of the upper height (maximum) is expected to be given by the upper bound of the density support: $\langle h_{\max} \rangle \approx 2\sqrt{\frac{N}{b}}$. The lower bound of the support of the density is zero for large N in first approximation. We will show more precisely that the average height of the lower interface (minimum) is proportional to $\frac{1}{\sqrt{bN}}$.

Finally, the average of all interface heights $\langle h \rangle = \langle \frac{(h_1 + h_2 + \dots + h_N)}{N} \rangle$ can be computed for large N ,

$$\langle h \rangle = \int_0^\infty h \rho_N(h) dh \approx \frac{8}{3\pi} \sqrt{\frac{N}{b}}. \quad (39)$$

This differs drastically from the case of independent interfaces, where the average of all heights is the same as that for one single interface: $\langle h \rangle = \frac{\Gamma(\alpha+1)}{\sqrt{b}\Gamma(\alpha+1/2)}$ (see Sec. II A) is independent of N , but depends on α (parameter associated to the part of the potential proportional to $\frac{1}{h^2}$). In contrast, for nonintersecting interfaces, the part of the potential proportional to $\frac{1}{h^2}$ becomes negligible compared to the repulsion between interfaces, thus $\langle h \rangle$ does not depend on α , but grows with N [see Eq. (39)].

B. Maximal height of the interfaces

In this subsection we compute the distribution of the height of the topmost interface (maximal height), the one furthest from the substrate. The average of the maximal height is given by the upper bound of the density support (see Sec. III A),

$$\langle h_{\max} \rangle \approx 2\sqrt{\frac{N}{b}} \quad \text{for large } N. \quad (40)$$

But we would like to know the full distribution of the height of the topmost interface, not just its average. For that purpose, we can again take advantage of the mapping between our interface model and the Wishart random matrix. Under this mapping, the height of the topmost interface h_{\max} is related, via the change of variable $bh_{\max}^2 = \lambda_{\max}$, to the largest eigenvalue λ_{\max} of the Wishart matrix. The distribution of λ_{\max} has been studied in great detail and we can then directly use these results for our purpose.

Let us recall briefly the known properties of the largest eigenvalue λ_{\max} of Wishart matrices whose eigenvalues are distributed via the pdf in Eq. (1). For our purpose we will only focus on $\beta=2$ and $M \geq N$ with $M - N \sim O(1)$. In this case the parameter $c = N/M$ tends to the limiting value $c=1$ for large N , indicating that the upper edge of the Marčenko-Pastur sea, describing the average density of states in Eq. (37), approaches $x_+ \rightarrow 4$ and lower edge $x_- \rightarrow 0$. Thus, the average of the maximal eigenvalue of a Wishart matrix is $\langle \lambda_{\max} \rangle \approx 4N$. Furthermore, Johansson [32] and Johnstone [33] independently showed that the typical fluctuations of λ_{\max} around its mean $4N$ are of order $N^{1/3}$, i.e.,

$$\lambda_{\max} \rightarrow 4N + 2^{4/3}N^{1/3}\chi_2, \quad (41)$$

where the random variable χ_2 has an N -independent distribution for large N , $\text{Prob}(\chi_2 \leq x) = F_2(x)$, where $F_2(x)$ is the celebrated Tracy-Widom distribution [34] for $\beta=2$. However, for finite but large N , the tails of the pdf of λ_{\max} [for $|\lambda_{\max} - 4N| \sim O(N)$] show significant deviations from the Tracy-Widom behavior. The behavior in the tails of the pdf $P(\lambda_{\max}=t, N)$ is *instead* well described by the following functional forms [32], valid for arbitrary β :

$$P(t, N) \sim \exp\left[-\beta N^2 \Phi_{-}\left(\frac{4N-t}{N}\right)\right] \quad \text{for } t \ll 4N, \quad (42)$$

$$\sim \exp\left[-\beta N \Phi_{+}\left(\frac{t-4N}{N}\right)\right] \quad \text{for } t \gg 4N, \quad (43)$$

where $\Phi_{\pm}(x)$ are the right (left) large deviation (rate) functions for the large positive (negative) fluctuations of λ_{\max} . Interestingly, the explicit form of the rate functions $\Phi_{\pm}(x)$ have recently been computed and were shown to be independent of β . The left rate function $\Phi_{-}(x)$ was computed in Ref. [40] using a Coulomb gas method developed in the context of Gaussian random matrices [41] and is given for $x \geq 0$ by

$$\Phi_{-}(x) = \ln\left(\frac{2}{\sqrt{4-x}}\right) - \frac{x}{8} - \frac{x^2}{64}. \quad (44)$$

The right rate function $\Phi_{+}(x)$ was also computed very recently [42] using a different method

$$\Phi_{+}(x) = \frac{x+2}{2} - \ln(x+4) + \frac{1}{x+4} G\left(\frac{4}{4+x}\right), \quad (45)$$

where $G(z) = {}_3F_2[\{1, 1, 3/2\}, \{2, 3\}, z]$ is a hypergeometric function. For small argument x , the two rate functions have the following behavior [40,42]:

$$\Phi_{-}(x) \approx x^3/384, \quad (46)$$

$$\Phi_{+}(x) \approx x^{3/2}/6. \quad (47)$$

Using these results, it was shown [40,42] that both large deviation tails of the pdf of λ_{\max} in Eqs. (42) and (43) match smoothly with the inner Tracy-Widom form.

These results can then be directly translated to our problem of interfaces identifying $bh_{\max}^2 = \lambda_{\max}$. For large N , the typical fluctuations of h_{\max} around its mean are Tracy-Widom distributed (see Fig. 4) over a scale $\sim O(N^{-1/6})$. More precisely, we get

$$h_{\max} \approx 2\sqrt{\frac{N}{b}} + 2^{-2/3}b^{-1/2}N^{-1/6}\chi_2, \quad (48)$$

where χ_2 is Tracy-Widom distributed, $\text{Prob}(\chi_2 \leq x) = F_2(x)$.

This gives in particular the first finite-size correction to the leading term for the average of the maximal height, in the large- N limit,

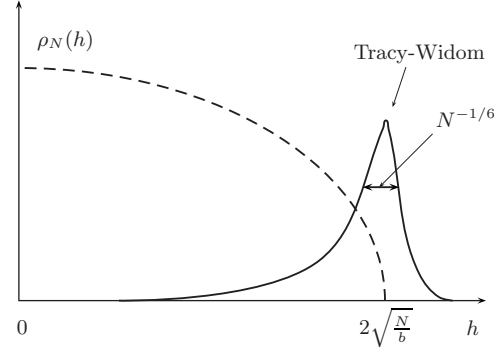


FIG. 4. The dashed line shows the density of states $\rho_N(h)$ (quarter of ellipse). The height of the upper interface (maximal height) is centered around its mean $2\sqrt{N/b}$ with fluctuations of order $O(N^{-1/6})$ described by the Tracy-Widom law.

$$\langle h_{\max} \rangle \approx 2\sqrt{\frac{N}{b}} + 2^{-2/3}b^{-1/2}N^{-1/6}\langle \chi_2 \rangle, \quad (49)$$

where $\langle \chi_2 \rangle \approx -1.7711$ [34]. The variance can also be computed from Eq. (48) and the known variance of the Tracy-Widom distribution $\langle \chi_2^2 \rangle - \langle \chi_2 \rangle^2 \approx 0.8132$ [34],

$$\begin{aligned} \text{Var}(h_{\max}) &= \langle h_{\max}^2 \rangle - \langle h_{\max} \rangle^2, \\ &\approx \frac{2^{-4/3}}{b} N^{-1/3} (\langle \chi_2^2 \rangle - \langle \chi_2 \rangle^2), \\ &\approx \frac{0.32}{bN^{1/3}}. \end{aligned} \quad (50)$$

Similarly, the *atypical large* fluctuations of h_{\max} around its mean [for $|h_{\max} - 2\sqrt{N/b}| \sim O(N^{1/2})$] are described by the large deviation tails as for λ_{\max} in Eqs. (42) and (43), with $\beta=2$. For the left large deviation (Fig. 5), we get for $bt^2 - 4N \sim O(N)$ with $bt^2 < 4N$:

$$P[h_{\max} = t, N] \approx \exp\left\{-2N^2 \Phi_{-}\left(\frac{4N - bt^2}{N}\right)\right\}, \quad (51)$$

where $\Phi_{-}(x)$ is given in Eq. (44).

Analogously the large and rare fluctuations to the right of the mean can also be computed from the exact expression of $\Phi_{+}(x)$ in Eq. (45). Replacing again λ_{\max} by bh_{\max}^2 , we get the right large deviation tail of the pdf of h_{\max} , for large N and for $bt^2 - 4N \sim O(N)$ with $bt^2 > 4N$,

$$P[h_{\max} = t, N] \approx \exp\left\{-2N \Phi_{+}\left(\frac{bt^2 - 4N}{N}\right)\right\}, \quad (52)$$

where $\Phi_{+}(x)$ is given in Eq. (45).

C. Minimal height of the interfaces

We have seen in Sec. III A that the lower bound of the support of the average density of interfaces is indeed zero in the first approximation as $N \rightarrow \infty$. Since the lower edge of the support is also precisely the average height of the lowest (close to the substrate) interface, we have $\langle h_{\min} \rangle \rightarrow 0$ as N

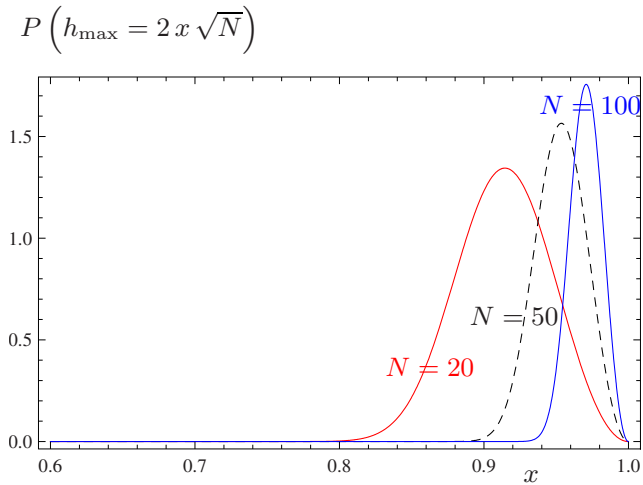


FIG. 5. (Color online) Pdf of the maximum of the heights (large deviation), plotted for $b=1$ and for different N , as a function of the rescaled height $x = \frac{t}{2\sqrt{N}}$. As N increases, the rescaled location of the peak of the pdf approaches to $x \rightarrow 1$. The width of the regime around the peak where the Tracy-Widom law is valid is reduced to $\sim N^{-1/6-1/2} \sim N^{-2/3}$ in this scale. The rest of the pdf beyond the peak are described by the large deviation tails in Eqs. (51) and (52).

$\rightarrow \infty$. This is clearly an effect of the fermionic repulsion between the interfaces because for “independent” interfaces (that are allowed to cross) the height of the lowest interface (minimal height) is of order $h_{\min} \sim O(1)$: it does not see the other interfaces. The hard wall at the origin in the problem of interfaces corresponds to the constraint that the Wishart eigenvalues must be positive. In the Wishart ensemble, the neighborhood of the origin is, thus, called the hard edge of the spectrum. The distribution for the hard edge is known to be related to the Bessel kernel [43,44], just like the distribution at the soft edge (for the maximum eigenvalue) is related to the Airy kernel.

To know precisely how h_{\min} decreases with increasing N in presence of the nonintersection constraint, we need to find the statistics of h_{\min} for large but *finite* N , which is precisely the objective of this subsection. The main result of this subsection is to show that for nonintersecting interfaces, the minimal height is typically of order $h_{\min} \sim O(\frac{1}{\sqrt{N}})$ to leading order in large N . For special values of the parameters, we are also able to calculate the *full* distribution of the minimal height h_{\min} as discussed below.

Under the customary change of variables $bh_i^2 = \lambda_i$, it follows that h_{\min} has the same distribution as $\sqrt{\lambda_{\min}}/b$, where λ_{\min} is the minimum eigenvalue of Wishart ensemble with parameters $\beta=2$ and arbitrary $M \geq N$. The minimum eigenvalue of the Wishart ensemble has been studied before [45], with applications in the quantum entanglement problem in bipartite systems [46]. When $M-N \sim O(1)$, which is precisely our case since $\alpha = M-N+1/2 \sim O(1)$, the minimum eigenvalue is known to scale, for large N , as $\lambda_{\min} \sim 1/N$ for arbitrary β , though it has only been proved exactly for special values of $M-N$ and β , e.g., for $\beta=1$ and $M=N$ or for $\beta=2$ and $M=N$ [45]. For the interface model it then follows quite generally that $h_{\min} \sim 1/\sqrt{N}$ for large N for general $\alpha \sim O(1)$. The fermionic repulsion between interfaces has,

thus, again a strong effect: the lowest interface is pushed very close to the substrate since its height is of order $h_{\min} \sim 1/\sqrt{N}$ for large N [instead of $O(1)$ for noninteracting interfaces that can cross].

To go beyond this scaling behavior for large N and compute precisely the statistics of h_{\min} for arbitrary N seems difficult for general α . Below we show that for the special case $\alpha=3/2$, it is possible to compute the full distribution of h_{\min} for all N .

It turns out to be convenient to compute the cumulative distribution function (cdf) of the minimal height $\text{Prob}[h_{\min} \geq \sqrt{\zeta}, N]$, for arbitrary ζ . We use the notation $\sqrt{\zeta}$ for the convenience of scaling as seen below. Our starting point is the central result for the joint pdf of interface heights in Eq. (26). Clearly, the event that the minimum height $h_{\min} \geq \sqrt{\zeta}$ is equivalent to the event that all the heights are greater than $\sqrt{\zeta}$: $h_i \geq \sqrt{\zeta}$ for all $i=1, 2, \dots, N$. Hence,

$$\text{Prob}[h_{\min} \geq \sqrt{\zeta}, N] = \int_{\sqrt{\zeta}}^{\infty} dh_1 \dots \int_{\sqrt{\zeta}}^{\infty} dh_N P(h_1, h_2, \dots, h_N), \tag{53}$$

where the joint pdf $P(h_1, h_2, \dots, h_N)$ is given in Eq. (26). Making the standard change of variables, $bh_i^2 = \lambda_i$ we then have

$$\begin{aligned} \text{Prob}[h_{\min} \geq \sqrt{\zeta}, N] &= A_N \int_{b\zeta}^{\infty} d\lambda_1 \dots \int_{b\zeta}^{\infty} d\lambda_N e^{-\sum_k \lambda_k} \prod_k \lambda_k^{\alpha-1/2} \prod_{i<j} (\lambda_i - \lambda_j)^2, \end{aligned} \tag{54}$$

where the normalization constant A_N is given in Eq. (28). Next, making a shift $\lambda_i = b\zeta + x_i$, one can rewrite Eq. (54) in a more compact form

$$\text{Prob}[h_{\min} \geq \sqrt{\zeta}, N] = A_N e^{-bN\zeta} w(b\zeta), \tag{55}$$

where the function $w(z)$ is given by the multiple integral

$$w(z) = \int_0^{\infty} dx_1 \dots \int_0^{\infty} dx_N e^{-\sum_{k=1}^N (x_k + z)} \prod_{k=1}^N (x_k + z)^{\alpha-1/2} \prod_{i<j} (x_i - x_j)^2. \tag{56}$$

For notational simplicity we have suppressed the N and α dependence of $w(z)$. The multiple integral in Eq. (56) is not easy to evaluate for general values of the parameter α . However, one can make progress for special values of α .

We first note that when the parameter $\alpha - \frac{1}{2} = M - N$ is an integer, $w(z)$ is a polynomial of z of degree $\alpha - \frac{1}{2}$. In the special case $\alpha=3/2$, i.e., $M=N+1$, one can explicitly evaluate $w(z)$ by following a method similar to the one used by Edelman [45] to compute the distribution of λ_{\min} for Wishart matrices with $\beta=1$ and $M=N$. In this special case $M=N+1$ and $\beta=2$, the distribution of the minimum eigenvalue, in the large- N limit, was already computed by Forrester [43]. However, in this special case, one can actually calculate the distribution and the moments even for all finite N as we demonstrate below. For $\alpha=3/2$ and $\beta=2$, we first compute two derivatives $w'(z)$ and $w''(z)$ of the function $w(z)$ in Eq. (56).

Using integration by parts and some rearrangements, we find that $w(z)$ satisfies an ordinary second-order differential equation for any N ,

$$z w''(z) + (1+z)w'(z) - Nw(z) = 0, \quad (57)$$

whose unique (up to a constant) solution is in fact the ordinary Laguerre polynomial with negative argument

$$w(z) \propto \mathcal{L}_N(-z) = \sum_{k=0}^N \binom{N}{k} \frac{z^k}{k!}, \quad (58)$$

and finally, since $\text{Prob}[h_{\min} \geq 0, N] = 1$, we get

$$\text{Prob}[h_{\min} \geq t, N] = e^{-bNt^2} \mathcal{L}_N(-bt^2) = e^{-bNt^2} \sum_{k=0}^N \binom{N}{k} \frac{b^k t^{2k}}{k!}. \quad (59)$$

Hence, for the special case $\alpha=3/2$ we can then give an explicit expression for the pdf of h_{\min} valid for all N ,

$$\begin{aligned} P(h_{\min} = t, N) &= -\frac{d}{dt} \text{Prob}[h_{\min} \geq t, N] \\ &= 2b^2 t^3 e^{-bNt^2} \mathcal{L}_{N-1}^{(2)}(-bt^2), \end{aligned} \quad (60)$$

where $\mathcal{L}_n^\gamma(x)$ is the generalized Laguerre polynomial already defined in Eq. (12).

From the exact pdf in Eq. (60) one can calculate all its moments explicitly as well (see Appendix A for details). We find for the k th moment, for arbitrary N ,

$$\langle h_{\min}^k \rangle = \frac{\Gamma(k/2 + 2) (N+1)}{2b^{k/2} N^{k/2+1}} {}_2F_1[-(N-1), k/2 + 2; 3; -1/N]. \quad (61)$$

One can then work out the asymptotic behavior of the moments for large N . For example, one can show (see Appendix A) that the average value ($k=1$) $\langle h_{\min} \rangle$ decays for large N as

$$\langle h_{\min} \rangle \approx \frac{c_1}{\sqrt{bN}} \quad (62)$$

with the constant prefactor c_1 given exactly by

$$c_1 = \sqrt{\frac{\pi e}{4}} I_0(1/2) = 1.5538 \dots, \quad (63)$$

where $I_n(z)$ is the modified Bessel function of the first kind with index n ,

$$I_n(z) = \sum_{k=0}^{\infty} \frac{1}{k!(k+n)!} \left(\frac{z}{2}\right)^{2k+n}. \quad (64)$$

For large N , one can also work out precisely the scaling behavior of the full pdf of h_{\min} given in Eq. (60) and recover the result of Forrester [43]. Since typically $h_{\min} \sim 1/\sqrt{N}$, one expects that its pdf (normalized to unity) has a scaling form for large N

$$P(h_{\min} = t, N) \approx \sqrt{N} f_{\min}(t\sqrt{N}). \quad (65)$$

The scaling function $f_{\min}(x)$ can be computed explicitly from Eq. (60). We get

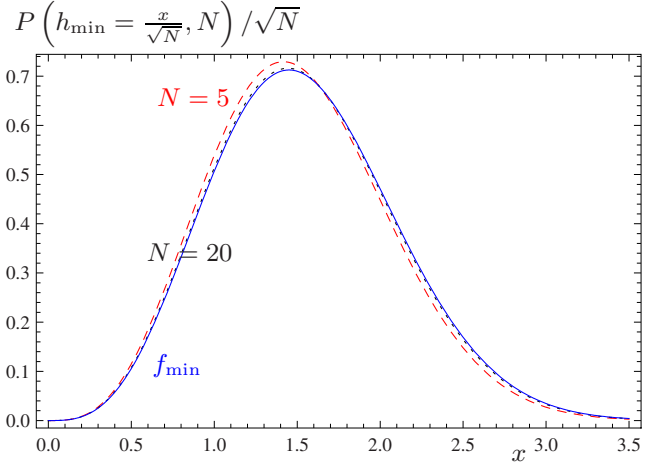


FIG. 6. (Color online) Rescaled probability density function of the minimum of the heights, in the case $\alpha=3/2$, plotted for $b=1$ and for $N=5$ (dashed line) and $N=20$ (dotted line) and compared with the limiting distribution $f_{\min}(x)$ (solid line). In the large- N limit, indeed the curves approach the limiting distribution $f_{\min}(x)$.

$$\begin{aligned} f_{\min}(x) &= \lim_{N \rightarrow \infty} \frac{1}{\sqrt{N}} P\left(h_{\min} = \frac{x}{\sqrt{N}}, N\right), \\ &= \lim_{N \rightarrow \infty} b^2 x^3 e^{-bx^2} {}_1F_1\left(1-N; 3; \frac{bx^2}{N}\right), \\ &= b^2 x^3 e^{-bx^2} {}_0F_1(3; bx^2), \\ &= 2bx e^{-bx^2} I_2(2x\sqrt{b}). \end{aligned} \quad (66)$$

This function has the following asymptotic behavior:

$$\begin{aligned} f_{\min}(x) &\approx b^2 x^3 \quad \text{as } x \rightarrow 0, \\ &\approx \frac{b^{3/4}}{\sqrt{\pi}} \sqrt{x} e^{-bx^2 + 2\sqrt{bx}} \quad \text{as } x \rightarrow \infty. \end{aligned} \quad (67)$$

A plot of this scaling function is given in Fig. 6.

D. Center of mass

We study in this subsection the distribution of the center of mass of the heights,

$$G_N = \frac{h_1 + \dots + h_N}{N} \quad (68)$$

for large N . If the interfaces were allowed to cross, the heights h_i would be independent and identically distributed variables (i.i.d.). In that case, the distribution of the center of mass G_N would be a pure Gaussian distribution in the large- N limit (central limit theorem). But in our model, due to the repulsion between the interfaces, the interface heights are strongly correlated. What is the effect of the repulsion (nonintersecting constraint) on the center of mass? We will show how to compute the pdf of the center of mass for large N upon borrowing some techniques developed in the context

of random matrix theory, using in particular the analogy between the Wishart eigenvalues and a Coulomb gas of charges. We will show that the pdf of the center of mass $P(G_N = \nu)$ has an extraordinarily weak nonanalytic behavior at $\nu = \langle G_N \rangle$ (where $\langle G_N \rangle$ is the average of the center of mass), which is shown to be a direct consequence of a phase transition in the associated Coulomb gas problem.

Since the typical height of an interface $h_{\text{typ}} \sim \sqrt{N}$ for large N , it follows that the center of mass $G_N \approx O(\sqrt{N})$. More precisely, by symmetry of the joint pdf of the heights, the average of the center of mass is given by the average height [see Eq. (39)],

$$\langle G_N \rangle = \langle h \rangle \approx \frac{8}{3\pi} \sqrt{\frac{N}{b}} \equiv \mu \sqrt{N} \quad \text{for large } N, \quad (69)$$

where $\mu = \frac{8}{3\pi\sqrt{b}}$.

Let us thus write $\nu = s\sqrt{N}$, where the scaled variable $s \sim O(1)$.

The main result of this subsection is to show that in the scaling limit $N \rightarrow \infty$, $\nu \rightarrow \infty$ but keeping the ratio $s = \nu/\sqrt{N}$ fixed, the pdf of the center of mass scales as

$$P(G_N = \nu) \propto \exp\left[-N^2 \Phi\left(\frac{\nu}{\sqrt{N}}\right)\right], \quad (70)$$

where the associated large deviation function $\Phi(s)$ is plotted in Fig. 8, has the following asymptotic behavior:

$$\Phi(s) \approx \begin{cases} -2 \ln s, & \text{for } s \rightarrow 0^+ \\ bs^2, & \text{for } s \rightarrow +\infty \end{cases} \quad (71)$$

and is a nonanalytic smooth function: $\Phi(s)$ is infinitely differentiable everywhere but it is not analytic. More precisely, we will show that $\Phi(s)$ is given by

$$\Phi(s) = \begin{cases} \Phi^-(s), & \text{for } s < \mu \\ \Phi^+(s), & \text{for } s > \mu \end{cases} \quad (72)$$

where Φ^- and Φ^+ are analytic functions on their domain of definition¹

$$\begin{aligned} \text{and with } \Phi^+(s) - \Phi^-(s) \\ \approx -\pi\sqrt{b}(s - \mu)e^{-8[\pi\sqrt{b}(s - \mu)]}e^{4(\ln 2 - 1)} \\ \text{as } s \rightarrow \mu^+. \end{aligned} \quad (73)$$

$\Phi(s)$ has thus an essential singularity at $s = \mu$: it is not analytic.

But all the derivatives of Φ exist and are continuous. In particular, for $s \rightarrow \mu$, Φ has, in first approximation, a quadratic behavior,

¹ Φ^- is analytic on the complex plane except for a branch cut along the negative real axis, and Φ^+ is analytic on an open set of the complex plane including the (real) half-line $s > \mu$.

$$\begin{aligned} \Phi(s) &\approx \frac{(s - \mu)^2}{2\sigma^2} \quad \text{for } s \rightarrow \mu \text{ with } \mu = \frac{8}{3\pi\sqrt{b}} \\ \text{and } \sigma &= \frac{1}{\pi} \sqrt{\frac{2}{b}}. \end{aligned} \quad (74)$$

The pdf of the center of mass can thus be approximated by a Gaussian around its minimum ($s = \mu$), which gives the mean and variance of the center of mass,

$$\begin{aligned} \langle G_N \rangle &\approx \mu\sqrt{N} \approx \frac{8}{3\pi} \sqrt{\frac{N}{b}} \\ \text{and } \sqrt{\text{Var}(G_N)} &= \sqrt{\langle G_N^2 \rangle - \langle G_N \rangle^2} \approx \frac{\sigma}{\sqrt{N}} \approx \frac{1}{\pi} \sqrt{\frac{2}{Nb}}. \end{aligned} \quad (75)$$

We will also derive an exact closed form for $\Phi^-(s)$,

$$\begin{aligned} \Phi^-(s) &= \frac{L(s)^2}{32} - \ln\left(\frac{L(s)}{4}\right) - \frac{1}{2} \\ \text{where } L(s) &= [2^{5/3}g_1(s)^{-1/3} - 2^{1/3}g_1(s)^{1/3}]^2 \\ \text{with } g_1(s) &= -3\pi s\sqrt{b} + \sqrt{16 + 9\pi^2 b s^2}. \end{aligned} \quad (76)$$

But we will see that $\Phi^+(s)$ is more difficult to compute: we will only derive its asymptotics ($s \rightarrow +\infty$ and $s \rightarrow \mu^+$).

To derive these results, let us start with the pdf of the center of mass,

$$\begin{aligned} P(G_N = s\sqrt{N}) &= \int_0^\infty dh_1 \dots \int_0^\infty dh_N \\ &\times \delta\left(\frac{h_1 + \dots + h_N}{N} - s\sqrt{N}\right) P(h_1, \dots, h_N), \\ &= A_N \int_0^\infty d\lambda_1 \dots \int_0^\infty d\lambda_N e^{-\sum_k \lambda_k} \prod_k \lambda_k^{\alpha-1/2} \\ &\times \prod_{i < j} (\lambda_i - \lambda_j)^2 \delta\left(\frac{\sqrt{\lambda_1} + \dots + \sqrt{\lambda_N}}{N\sqrt{b}} - s\sqrt{N}\right), \end{aligned} \quad (77)$$

where we have used Eq. (27). The integrand (without the delta function) can be written as $\exp[-E\{\lambda_{ij}\}]$, where

$$E\{\lambda_{ij}\} = \sum_{i=1}^N \lambda_i - \left(\alpha - \frac{1}{2}\right) \sum_{i=1}^N \ln(\lambda_i) - \sum_{j \neq k} \ln|\lambda_j - \lambda_k| \quad (78)$$

can be interpreted as the energy of a Coulomb gas of N charges with coordinates $\{\lambda_{ij}\}$ as mentioned earlier in Sec. III. Thus the calculation of the distribution of the center of mass reduces to the calculation of the distribution of a particular functional of this Coulomb gas. This can be performed exactly for large N using a functional integral method followed by saddle-point calculations. This method has been used recently in several contexts: for example, to calculate the large fluctuations of the maximum eigenvalue of both Gaussian and Wishart random matrices [41,40,42], to compute the purity distribution in bipartite entanglement of a random pure state [47] and also to compute the distributions of conduc-

tance and shot noise for ballistic transport in a chaotic cavity [48].

To evaluate the multiple integral in Eq. (77) by the functional integral method one proceeds in two steps. First step is a coarse-graining procedure that sums over (partial tracing) all microscopic configurations of $\{\lambda_i\}$ compatible with a fixed normalized (to unity) charge density $\rho_N(\lambda) = N^{-1} \sum_i \delta(\lambda - \lambda_i)$ and a fixed value of $s = \sum_i \sqrt{\lambda_i} / (N^{3/2} \sqrt{b})$. The next step is to integrate over all possible normalized charge densities with fixed s —this is the functional integration which is then carried out using the method of steepest descent for large N .

To proceed, we first scale the positions of charges, $x = \frac{\lambda}{N}$ such that $x \sim O(1)$ and define the charge density in the x space $\rho(x) = \frac{1}{N} \sum_i \delta(x - \frac{\lambda_i}{N})$. With this scaling, it is easy to check that while the first and the third term in the energy expression in Eq. (78) are both of order $\sim O(N^2)$, the second term multiplying $(\alpha - 1/2)$ (corresponding to the external logarithmic potential) is of order $\sim O(N)$, as long as $(\alpha - 1/2)$ is of order $\sim O(1)$. Thus this term becomes negligible for large N for any N -independent α and to leading order in large N , the α -dependence just drops out. Then, the coarse-graining procedure gives, to leading order for large N ,

$$P(G_N = s\sqrt{N}) \propto \int \mathcal{D}[\rho] e^{-N^2 E_s[\rho] + O(N)}, \quad (79)$$

where the effective energy functional is given by

$$E_s[\rho] = \int_0^\infty x \rho(x) dx - \int_0^\infty \int_0^\infty \rho(x) \rho(x') \ln|x - x'| dx dx' + R \left(\int_0^\infty \sqrt{x} \rho(x) dx - s\sqrt{b} \right) + D \left(\int_0^\infty \rho(x) dx - 1 \right). \quad (80)$$

We have introduced two Lagrange multipliers, R and D , in order to take into account two constraints. The first (associated to R) enforces the condition $G_N = \frac{\sqrt{\lambda_1 + \dots + \lambda_N}}{N^{3/2}} = s\sqrt{N}$ or equivalently $\int_0^\infty \sqrt{x} \rho(x) dx = s\sqrt{b}$ [it replaces the delta function in the expression of $P(G_N = s\sqrt{N})$]. The second (associated to D) enforces the normalization of the density ρ : $\int_0^\infty \rho(x) dx = 1$.

Functional integral (79) is carried out in the large- N limit by the method of steepest descent. Hence

$$P(G_N = s\sqrt{N}) \propto \exp(-N^2 E_s[\rho_c]), \quad (81)$$

where $\rho_c(x)$ minimizes the effective energy: $\frac{\delta E_s[\rho(x)]}{\delta \rho(x)} = 0$. The saddle-point density $\rho_c(x)$ is, thus, given by the equation

$$x + R\sqrt{x} + D = 2 \int_0^\infty \rho_c(x') \ln|x - x'| dx'. \quad (82)$$

Differentiating once with respect to x leads to the integral equation

$$1 + \frac{R}{2\sqrt{x}} = 2\mathcal{P} \int_0^\infty \frac{\rho_c(x')}{x - x'} dx' = 2H_x[\rho_c]. \quad (83)$$

$H_x[\rho_c]$ is called the semi-infinite Hilbert transform of ρ_c (and \mathcal{P} denotes the principal value). It is not easy to invert it

directly. However, the finite Hilbert transform $H_x^f[y] = \mathcal{P} \int_a^b \frac{y(t)}{t-x} dt$ can be inverted using a theorem proved by Tricomi [49]. According to Tricomi, the solution of the integral equation

$$f(x) = \mathcal{P} \int_a^b \frac{y(t)}{t-x} dt \quad \text{with } a < x < b, \quad |a| + |b| < \infty \quad (84)$$

is given by

$$y(x) = \frac{1}{\pi^2 \sqrt{x-a}\sqrt{b-x}} \times \left[C_0 - \mathcal{P} \int_a^b \frac{\sqrt{t-a}\sqrt{b-t}}{t-x} f(t) dt \right] \quad \text{for } a < x < b, \quad (85)$$

where C_0 is an arbitrary constant. Tricomi showed that C_0 then satisfies: $\pi \int_a^b y(t) dt = C_0$. We will hereafter assume that the saddle-point density ρ_c has a finite support and use Tricomi's result.

So, the steps we need to carry out are (i) to find the solution $\rho_c(x)$ of integral equation (83), which will contain yet unknown Lagrange multipliers R and D , (ii) to fix R and D from the two conditions: $\int_0^\infty \rho_c(x) dx = 1$ and $\int_0^\infty \sqrt{x} \rho_c(x) dx = s\sqrt{b}$ for a fixed given s , and (iii) to evaluate the saddle-point energy $E_s[\rho_c]$, which is then precisely (up to an additive constant) the large deviation function $\Phi(s)$ announced in Eq. (70).

Physically, as the effective (external) potential for the charges is of the form $V_f(x) = x + R\sqrt{x} + D$ [see Eqs. (80) and (82)], we expect a different behavior of the charge density $\rho_c(x)$ depending on the sign of the Lagrange multiplier R .

(i) For $R > 0$, the effective potential $V_f(x) = x + R\sqrt{x} + D$ is an increasing function of x for $x \geq 0$ with minimum at $x = 0$. In this case, the charges will be confined near the origin. Therefore the density must be large for small x , decreasing as x increases, and finally vanishing at a certain $x = L$. We thus assume that $\rho_c(x)$ has a finite support over $]0, L]$, where L is fixed by demanding that the density vanishes at $x = L$: $\rho_c(L) = 0$.

(ii) However, for $R < 0$, the effective potential is minimal for $x = x_0 = \frac{R^2}{4} > 0$. The density must be larger around $x = x_0$. In that case, $\rho_c(x)$ will have a finite support over $[L_1, L_2]$ with $L_1 > 0$ and where L_1 and L_2 are fixed by the constraints $\rho_c(L_1) = 0 = \rho_c(L_2)$.

We will see later that $R > 0$ corresponds to the left side of the mean of the center of mass ($s < \mu$), and $R < 0$ corresponds to its right side ($s > \mu$). Thus there is a phase transition in this Coulomb gas problem as one tunes s through $s = \mu$ or equivalently R through the critical value $R = 0$. The optimal charge density has different behaviors for $R > 0$ and $R < 0$. When expressed as a function of s , this leads to nonanalytic behavior of the saddle-point energy, i.e., the large deviation function $\Phi(s)$ at its minimum $s = \mu$.

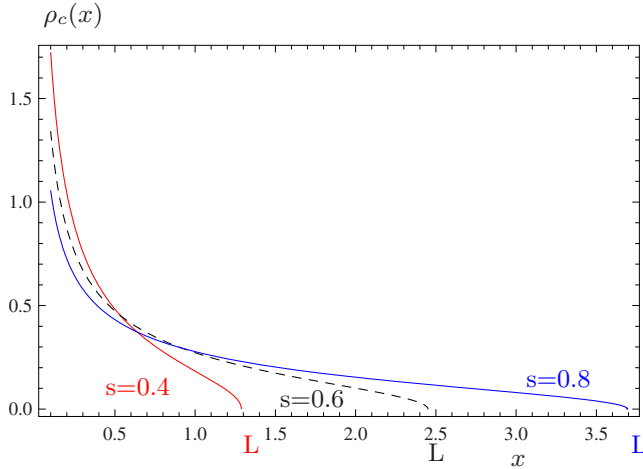


FIG. 7. (Color online) Density of states $\rho_c(x)$ (density of charges) of the Coulomb gas associated to the computation of the pdf $P(G_N=s\sqrt{N})$ of the center of mass, in the case $s \leq \mu = \frac{8}{3\pi b}$ ($R \geq 0$), plotted for different values of s (and for $b=1$). The effective potential seen by the charges is minimal for $x=0$: thus the density has a finite support over $]0, L]$ and diverges at the origin.

1. Case $R \geq 0$ ($s \leq \mu$)

Let us begin with the case $R \geq 0$, which will be shown to correspond to $s \leq \mu$ (left side of the mean of the center of mass). In this case, the effective potential is minimal for $x=0$. We can, thus, assume that ρ_c has a finite support over $]0, L]$, where L is fixed by the constraint $\rho_c(L)=0$. In this subsection, we compute the saddle-point density $\rho_c(x)$ and derive an exact closed form for the energy $E_s[\rho_c]$ [and thus the function $\Phi(s)$]. From this explicit form, we work out the asymptotic behavior of $\Phi(s)$ for $s \rightarrow 0$ and for $s \rightarrow \mu^-$. For $s \rightarrow \mu^-$, we will see that the pdf can be approximated by a Gaussian—and this will give the mean and variance of the pdf of the center of mass.

The (normalized) solution $\rho_c(x)$, with support over $]0, L]$, of integral equation (83) can then be obtained using Tricomi's theorem in Eq. (85). The resulting integral can be performed using the Mathematica and we get

$$\rho_c(x) = \frac{1}{2\pi} \sqrt{\frac{L-x}{x}} + \frac{R}{2\pi^2 \sqrt{x}} \operatorname{argth} \left(\sqrt{1 - \frac{x}{L}} \right) \quad \text{for } 0 < x \leq L, \quad (86)$$

where argth is the inverse hyperbolic tangent.

As the density $\rho_c(x)$ must be positive for all $x \in]0, L]$ (it is a density of states, of charges), such a solution (with support over $]0, L]$) can exist only for $R \geq 0$. For $R \neq 0$, we have indeed $\rho_c(x) \approx \frac{R}{4\pi^2} \frac{|\ln x|}{\sqrt{x}}$ as $x \rightarrow 0^+$. Therefore R must be positive: $R \geq 0$. Conversely, it is not difficult to see that for $R \geq 0$, the density given in Eq. (86) is positive for all $x \in]0, L[$. In this phase ($R \geq 0$), as Fig. 7 shows, the Coulomb charges are confined close to the origin: the interfaces are bound to the substrate.

(i) When s tends to $\mu \approx 0.85$ for $b=1$ (i.e., the center of mass tends to its mean value), L tends to 4 and ρ_c tends to the average value of the density of states ($R \rightarrow 0$).

(ii) When $s < \mu$ and s decreases (i.e., the center of mass is smaller than its mean and decreases), $L < 4$ and L decreases also: the Coulomb gas of charges is more and more compressed, the charges are more and more confined close to the origin.

We want to compute the pdf $P(G_N=s\sqrt{N})$. The basic variable is thus s . There are also three unknown parameters: R and D are two Lagrange multipliers and L is the upper bound of the density support. These parameters will be determined by enforcing the three constraints $\int_0^\infty \rho_c(x) dx = 1$, $\int_0^\infty \sqrt{x} \rho_c(x) dx = s\sqrt{b}$ and $\rho_c(L)=0$.

Hence, the parameters L and R are solutions of the two following equations:

$$\frac{L^{3/2}}{12\pi} + \frac{\sqrt{L}}{\pi} = s\sqrt{b} \quad \text{and} \quad R = \frac{2\pi}{\sqrt{L}} - \frac{\pi\sqrt{L}}{2}. \quad (87)$$

These equations can be solved exactly. In particular, we obtain the following expression for $L=L(s)$:

$$L(s) = [-g_1(s)^{1/3} 2^{1/3} + 2^{5/3} g_1(s)^{-1/3}]^2 \quad \text{with } g_1(s) = -3\pi s\sqrt{b} + \sqrt{16 + 9b\pi^2 s^2}. \quad (88)$$

The saddle-point energy can then be computed [from Eq. (80) and using Eq. (82) for the calculation of the Lagrange multiplier D] as a function of $L=L(s)$,

$$E_s[\rho_c] = \frac{L(s)^2}{32} - \ln\left(\frac{L(s)}{4}\right) + 1. \quad (89)$$

Finally the distribution of the center of mass, in the large- N limit, is simply given by the steepest descent method $P(G_N=s\sqrt{N}) \propto \exp(-N^2 E_s[\rho_c])$,

$$P(G_N = \nu) \propto \exp\left[-N^2 \Phi\left(\frac{\nu}{\sqrt{N}}\right)\right] \quad \text{with } \Phi(s) = \frac{L(s)^2}{32} - \ln\left(\frac{L(s)}{4}\right) - \frac{1}{2} \quad (90)$$

with $L=L(s)$ given in Eq. (88). The additive constant has been chosen for convenience such that the minimum of Φ is 0. Φ is thus a positive function. $\Phi(s)$ is plotted in Fig. 8. As expected, the minimum of $\Phi(s)$ is reached for $s=\mu$, where $G_N=\mu\sqrt{N}=\langle G_N \rangle$ —the average of the center of mass.

Validity of the regime where the density has a support over $]0, L]$: $R \geq 0$, $s \leq \mu$. As we noticed above, the density ρ_c must be positive for every $0 < x \leq L$, which is equivalent to demanding that $R \geq 0$. Also from Eq. (87), one can easily show that the constraint $R \geq 0$ is equivalent to $s \leq \mu$. Thus the expression of $\Phi(s)$ given in Eq. (90) is only valid on the left side of the mean of the center of mass: $\nu \leq \mu\sqrt{N}$ (or $s \leq \mu$).

Limit $s \rightarrow \mu^-$ ($R \rightarrow 0^+$): Gaussian approximation of the pdf. For $s \rightarrow \mu^-$, Φ can be expanded about its minimum,

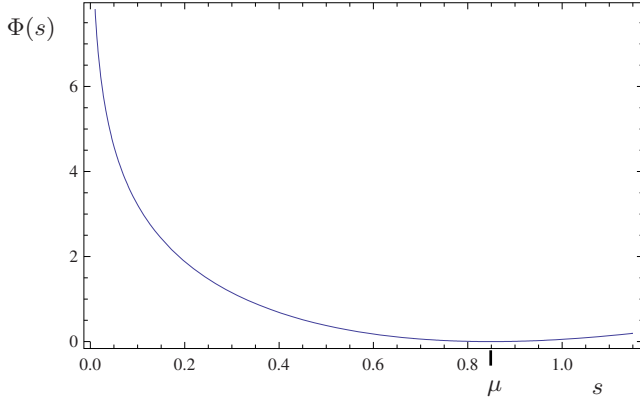


FIG. 8. (Color online) Large deviation function $\Phi(s)$ of the pdf of the center of mass, such that $P(G_N = s\sqrt{N}) \propto e^{-N^2\Phi(s)}$. The minimum of $\Phi(s)$ occurs at $s = \mu = 8/(3\pi\sqrt{b})$ which corresponds to the average value of the center of mass. We have chosen $b=1$ so that $\mu = 8/(3\pi) = 0.848\ 826\dots$. The domain $s < \mu$ corresponds to $R > 0$ where the explicit form of $\Phi(s)$ is known [Eq. (90)]. $\Phi(s)$ is a smooth function with a very weak nonanalyticity at $s = \mu$ (essential singularity) that can not be seen in a simple plot of $\Phi(s)$.

$$\Phi(s) \approx \frac{(s - \mu)^2}{2\sigma^2}, \quad \text{where } \mu = \frac{8}{3\pi\sqrt{b}} \text{ and } \sigma = \frac{1}{\pi} \sqrt{\frac{2}{b}}. \quad (91)$$

In this limit, the pdf of the center of mass can be approximated by a Gaussian,

$$P(G_N = s\sqrt{N}) \propto e^{-N^2(s - \mu)^2/(2\sigma^2)} \quad \text{as } s \rightarrow \mu^-. \quad (92)$$

For large N , only the vicinity of $s = \mu$, where Φ is minimum, will contribute. Therefore, the Gaussian approximation above gives the mean value of the center of mass and its variance,

$$\langle G_N \rangle = \langle h \rangle \approx \mu\sqrt{N} \approx \frac{8}{3\pi} \sqrt{\frac{N}{b}}, \quad (93)$$

$$\sqrt{\text{Var}(G_N)} = \sqrt{\langle G_N^2 \rangle - \langle G_N \rangle^2} \approx \frac{\sigma}{\sqrt{N}} \approx \frac{1}{\pi} \sqrt{\frac{2}{Nb}}. \quad (94)$$

This differs again strongly from the case of independent interfaces. For interfaces that are allowed to cross (they are thus completely independent), the average of the center of mass $\langle G_N \rangle = \langle h \rangle = m$ is of order one, and its variance is given by $\sqrt{\text{Var}(G_N)} = \frac{\sigma_1}{\sqrt{N}}$, where m (σ_1) is the mean (variance) of one single interface (see Sec. II A). Both m and σ_1 depend on α and b : they depend on the whole form of the potential $V(h) = \frac{b^2 h^2}{2} + \frac{\alpha(\alpha-1)}{2h^2}$. But for nonintersecting interfaces, only the harmonic part of the potential (with frequency b) has a non-negligible effect for large N (the α -dependence drops out, as we explained at the beginning of the section). Moreover the relative standard deviation $\frac{\sqrt{\text{Var}(G_N)}}{\langle G_N \rangle}$ is of order $O(\frac{1}{\sqrt{N}})$ for independent interfaces against $O(\frac{1}{N})$ for nonintersecting interfaces. The relative fluctuations are strongly reduced by the fermionic repulsion.

Limit $s \rightarrow 0^+$ ($R \rightarrow +\infty$). For $s \rightarrow 0^+$, the upper bound $L(s)$ of the density support tends to zero like s^2 : $L(s) \approx \pi^2 s^2 b + O(s^4)$ as $s \rightarrow 0^+$ and thus Φ tends to infinity as

$$\Phi(s) \approx -2 \ln s - \frac{1}{2} - \ln\left(\frac{\pi^2 b}{4}\right) + O(s \ln s) \quad \text{as } s \rightarrow 0^+. \quad (95)$$

The probability density function, thus, tends to zero as a power law,

$$P(G_N = s\sqrt{N}) \propto s^{2N^2} \quad \text{as } s \rightarrow 0^+. \quad (96)$$

To summarize, for $s \leq \mu = 8/(3\pi\sqrt{b})$, the large deviation function $\Phi(s) = \Phi^-(s)$ characterizing the form of the pdf of the center of mass G_N to the left of its mean value is given by Eqs. (90) and (88), and is plotted in Fig. 8.

2. Case $R < 0$ ($s > \mu$)

The previous regime (density with support over $]0, L[$) is only valid for $R \geq 0$ or equivalently $s \leq \mu$. When $R < 0$, the effective potential is indeed minimal for $x = x_0 = \frac{R^2}{4} > 0$: the density ρ_c is expected to have a finite support over $[L_1, L_2]$ with $L_1 > 0$. L_1 and L_2 are fixed by the constraints $\rho_c(L_1) = 0 = \rho_c(L_2)$.

In this subsection, we find an expression for ρ_c when $R < 0$ as a sum of elliptic integrals. We also derive the equations associated to the constraints $\rho_c(L_1) = 0 = \rho_c(L_2)$. But we could in general neither compute explicitly the constraint $\int \sqrt{x} \rho_c(x) dx = s\sqrt{b}$ nor find a closed form for the energy (and Φ), except for the asymptotic regimes $s \rightarrow +\infty$ and $s \rightarrow \mu^+$. For $s \rightarrow \mu^+$, we show that $\Phi(s)$ has a very weak nonanalyticity—an essential singularity—at $s = \mu$,

$$\begin{aligned} \Phi^+(s) - \Phi^-(s) &\approx -\pi\sqrt{b}(s - \mu)e^{-8/[\pi\sqrt{b}(s-\mu)]}e^{4(\ln 2 - 1)} \\ \text{as } s \rightarrow \mu^+ \text{ where } \Phi(s) &= \begin{cases} \Phi^-(s), & \text{for } s < \mu \\ \Phi^+(s), & \text{for } s > \mu. \end{cases} \end{aligned} \quad (97)$$

The (normalized) solution ρ_c , with support over $[L_1, L_2]$, of integral equation (83) is again given by Tricomi's theorem. We get

$$\begin{aligned} \rho_c(x) &= \frac{1}{\pi^2 \sqrt{x - L_1} \sqrt{L_2 - x}} \left[\pi + \frac{\pi}{4}(L_1 + L_2 - 2x) \right. \\ &\quad \left. + \frac{R\sqrt{L_2 - L_1}}{4} J\left(\frac{L_1}{L_2 - L_1}, \frac{x - L_1}{L_2 - L_1}\right) \right] \end{aligned} \quad (98)$$

with

$$J(\xi, y) = \mathcal{P} \int_0^1 dt \frac{\sqrt{t} \sqrt{1-t}}{(t-y)\sqrt{t+\xi}},$$

$$\begin{aligned}
 &= -2\sqrt{1+\xi}E\left(\frac{1}{1+\xi}\right) + \frac{2\xi\sqrt{1+\xi}}{\xi+y}K\left(\frac{1}{1+\xi}\right) \\
 &\quad - \frac{2\xi(1-y)}{(\xi+y)\sqrt{1+\xi}}\Pi\left(\frac{\xi+y}{y(1+\xi)}, \frac{1}{1+\xi}\right), \quad (99)
 \end{aligned}$$

where K and E are the complete elliptic integrals of the first and second kind, respectively; and Π is the incomplete elliptic integral of the third kind,

$$\begin{aligned}
 E(k) &= \int_0^1 \sqrt{\frac{1-kt^2}{1-t^2}} dt \quad \text{and } K(k) \\
 &= \int_0^1 \sqrt{\frac{1}{(1-kt^2)(1-t^2)}} dt, \quad (100)
 \end{aligned}$$

$$\Pi(n, m) = \mathcal{P} \int_0^1 \frac{1}{(1-nt^2)\sqrt{1-mt^2}\sqrt{1-t^2}} dt. \quad (101)$$

We want to compute the pdf $P(G_N = s\sqrt{N})$. The basic variable is thus s . There are now four unknown parameters: R and D are two Lagrange multipliers and L_1 and L_2 are the bounds of the density support. These parameters will be determined by enforcing the four constraints $\int_0^\infty \rho(x) dx = 1$, $\int_0^\infty \sqrt{x} \rho(x) dx = s\sqrt{b}$, $\rho_c(L_1) = 0$ and $\rho_c(L_2) = 0$.

For a given R (Lagrange multiplier), the parameters L_1 and L_2 are fixed by the constraints $\rho_c(L_1) = 0 = \rho_c(L_2)$,

$$\begin{aligned}
 \sqrt{L_2} &= -\frac{RK(k)}{\pi} \quad \text{where } k = \frac{L_2 - L_1}{L_2} = 1 - \frac{L_1}{L_2}, \\
 \text{and } \frac{2\pi^2}{R^2} &= -K(k) \left[E(k) + \left(\frac{k}{2} - 1\right) K(k) \right]. \quad (102)
 \end{aligned}$$

We have already taken account of the constraint $\int \rho_c(x) dx = 1$ (normalization) by setting the constant C_0 that appears in Tricomi's theorem [Eq. (85)] to $C_0 = \pi \int \rho_c(x) dx = \pi$.

The last constraint $\int \sqrt{x} \rho_c(x) dx = s\sqrt{b}$ gives R as a function of s . But the integral is in general difficult to calculate. Finally D is in principle given by the saddle-point equation [see Eq. (82)] at a special value of x , for example $x = L_1$. But it is again difficult to compute in general.

Therefore we could not compute exactly the saddle-point energy. But thanks to the above formulas, we could plot the density for different values of k (or equivalently, different values of R or of s). In this phase ($R < 0$), as Fig. 9 shows, the Coulomb charges accumulate in a band near the minimum of the effective potential. They form a bubble that gets further from the origin when R decreases (or s increases). In this case, the interfaces are not bound to the substrate. We could also derive the asymptotics of $\Phi(s)$ in this regime: $s \rightarrow +\infty$ and $s \rightarrow \mu^+$.

Right tail of the pdf: limit $s \rightarrow +\infty$ ($R \rightarrow -\infty$). The limit $R \rightarrow -\infty$ or equivalently $s \rightarrow +\infty$ corresponds to $L_2 \rightarrow +\infty$ with $k = \frac{L_2 - L_1}{L_2} \rightarrow 0^+$. In this limit, we have

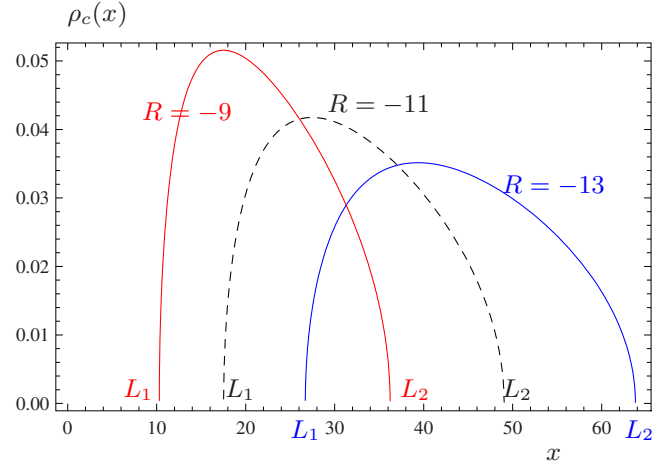


FIG. 9. (Color online) Density of states $\rho_c(x)$ (density of charges) of the Coulomb gas associated to the computation of the pdf $P(G_N = s\sqrt{N})$ of the center of mass, in the case $s > \mu = \frac{8}{3\pi b}$ ($R < 0$), plotted for different values of the Lagrange multiplier R , or equivalently different values of s (and for $b=1$). The effective potential seen by the charges is minimal for $x = x_0 = \frac{k^2}{4} > 0$: thus the density has a finite support over $[L_1, L_2]$ and is maximal around $x = x_0$. When $s > \mu$ and s increases (i.e., the center of mass is larger than its mean and increases), $L_2 > 4$, $L_1 > 0$, and L_2 and L_1 increase also: the charges form a bubble that gets further from the origin when R decreases (or s increases).

$$\begin{aligned}
 R &\approx \sqrt{2} \left[-\frac{8}{k} + 4 + \frac{21}{32}k + O(k^2) \right] \\
 \text{and } \begin{cases} L_2 &\approx \frac{32}{k^2} - \frac{16}{k} - \frac{9}{4} + O(k), \\ L_1 &\approx \frac{32}{k^2} - \frac{48}{k} + \frac{55}{4} + O(k), \end{cases} \\
 \text{as } k &= 1 - \frac{L_1}{L_2} \rightarrow 0^+. \quad (103)
 \end{aligned}$$

Finally, for $k = 1 - \frac{L_1}{L_2} \rightarrow 0^+$ with $y = \frac{x - L_1}{L_2 - L_1}$ fixed, $0 < y < 1$, we have

$$\rho_c(x) \approx \frac{1}{4\pi} \sqrt{y(1-y)} k + O(k^2) \quad \text{with } y = \frac{x - L_1}{L_2 - L_1}. \quad (104)$$

The constraint $\int \sqrt{x} \rho_c(x) dx = s\sqrt{b}$ gives $s \approx \frac{4}{k} \sqrt{\frac{2}{b}} + O(1)$ as $k \rightarrow 0^+$, and the minimal energy diverges,

$$\begin{aligned}
 E_s[\rho_c] &\approx \frac{32}{k^2} + O\left(\frac{1}{k}\right) \quad \text{as } k \rightarrow 0^+ \text{ thus } \Phi(s) \approx s^2 b \\
 &\quad + O(s) \text{ as } s \rightarrow +\infty, \quad (105)
 \end{aligned}$$

which corresponds to a Gaussian tail

$$P(G_N = s\sqrt{N}) \propto e^{-bN^2 s^2} \quad \text{as } s \rightarrow +\infty. \quad (106)$$

3. Nonanalyticity of the pdf: limit $s \rightarrow \mu^+$ ($R \rightarrow 0^-$)

In this subsection, we analyze the limit $s \rightarrow \mu^+$, which corresponds to $R \rightarrow 0^-$.

Let us define for convenience the following parameters:

$$\xi = \frac{L_1}{L_2 - L_1} \quad (\xi \rightarrow 0 \text{ as } s \rightarrow \mu^+)$$

$$\text{and } X = -\frac{\ln \xi}{4} + \ln 2 \quad (X \rightarrow +\infty \text{ as } s \rightarrow \mu^+). \quad (107)$$

In the following, ξ is chosen to be the small expansion parameter (for $s \rightarrow \mu^+$). We will see that the expansion terms are of order $O(X^\eta \xi^\theta) = O(|\ln \xi|^\eta \xi^\theta)$ with $\theta \geq 0$. As $X^\eta \xi^\theta \gg X^{\eta'} \xi^{\theta'}$ ($|\ln \xi|^\eta \xi^\theta \gg |\ln \xi|^{\eta'} \xi^{\theta'}$) for $0 \leq \theta < \theta'$ and for every η and η' , we can make an expansion in powers of ξ of the form $\sum_{\theta \geq 0} c_\theta(X) \xi^\theta$, where the exact value of the coefficients $c_\theta(X)$ can be computed as functions of X without expanding them. We, thus, keep all the orders of the expansion in X (expansion in $\ln \xi$).

We will show that the saddle-point energy [and thus the pdf of the center of mass $P(G_N = s\sqrt{N})$] has a very weak (infinite-order) nonanalyticity at $s = \mu$ (mean of the center of mass). More precisely, we will show that the difference of the energy on the right and left side of μ is of order $O(\frac{\xi}{X}) \approx O(\frac{\xi}{|\ln \xi|}) \approx O(|s - \mu| e^{-8/[\pi\sqrt{b}|s - \mu|]})$: it is an essential singularity (it is much smaller than any power of $|s - \mu|$).

A singular limit for the saddle-point density. Using Eq. (102) obtained by enforcing the constraint $\rho_c(L_1) = 0 = \rho_c(L_2)$, we can expand the Lagrange multiplier R and the bounds L_1 and L_2 in terms of the small parameter $\xi = \frac{L_1}{L_2 - L_1}$, to first order in ξ ,

$$R \approx \frac{-\pi}{\sqrt{X(X-1)}} + \xi \left(\frac{\pi(4X^2 + 2X - 1)}{16[X(X-1)]^{3/2}} \right) + O\left(\frac{\xi^2}{X}\right)$$

$$\text{and } \begin{cases} L_2 \approx \left(\frac{4X}{X-1}\right) + \xi \left(-\frac{(4X+1)}{2(X-1)^2}\right) + O(\xi^2) \\ L_1 \approx \xi \left(\frac{4X}{X-1}\right) + O(\xi^2) \end{cases} \quad (108)$$

with $\xi = \frac{L_1}{L_2 - L_1}$ and $X = -\frac{\ln \xi}{4} + \ln 2$.

For $s \rightarrow \mu^+$, we have $\xi \rightarrow 0$ ($X \rightarrow +\infty$) and we recover $R \rightarrow 0$ (with $R < 0$), $L_2 \rightarrow 4$ and $L_1 \rightarrow 0$. These are the same limits as on the left side of μ : for $s \rightarrow \mu^-$, we have $R \rightarrow 0$ and the density has a support over $]0, L]$ with $L \rightarrow 4$.

The saddle-point density is given by Tricomi's theorem in Eq. (98). Using the constraint $\rho_c(L_1) = 0$, we get

$$\rho_c(x) = \rho(y) \equiv A \sqrt{\frac{y}{1-y}} + \frac{B}{\sqrt{y(1-y)}} + \frac{CJ(\xi, y)}{\sqrt{y(1-y)}}$$

$$\text{with } y = \frac{x - L_1}{L_2 - L_1} \quad (0 \leq y \leq 1), \quad (109)$$

where $J(\xi, y)$ can be expressed as the principal value of an integral [see Eq. (99)]

$$J(\xi, y) = \mathcal{P} \int_0^1 dt \frac{\sqrt{t}\sqrt{1-t}}{(t-y)\sqrt{t+\xi}} \quad (110)$$

and where the coefficients $A = -\frac{1}{2\pi}$, $B = \frac{-RJ(\xi, 0)}{4\pi^2\sqrt{L_2 - L_1}}$, and $C = \frac{R}{4\pi^2\sqrt{L_2 - L_1}}$ can easily be expanded to first order in ξ .

For $y \in]0, 1[$ fixed and for $\xi \rightarrow 0$ ($s \rightarrow \mu^+$), we have

$$J(\xi, y) \approx -2 + 2\sqrt{1-y} \operatorname{argth}(\sqrt{1-y}) - \frac{\xi \ln \xi}{2y}$$

$$+ O(\xi) \quad \text{and } L_1 \approx O(\xi) \text{ as } \xi \rightarrow 0 \quad (111)$$

Therefore, to zeroth order in ξ , the density shape (for $L_1 < x < L_2$) is the same as for $s < \mu$, it diverges for small x ,

$$\rho_c(x) \approx \frac{1}{2\pi} \sqrt{\frac{L_2 - x}{x}} - \frac{1}{4\pi X} \sqrt{\frac{L_2}{x}} \operatorname{argth}\left(\sqrt{1 - \frac{x}{L_2}}\right) + O(\xi). \quad (112)$$

But (for $s > \mu$), the density $\rho_c(x)$ has a finite support over $[L_1, L_2]$ with $L_1 > 0$: it must vanish at $x = L_1$. The constraint $\rho_c(L_1) = 0$ seems to be violated in Eq. (112), but it is not. As $L_1 \approx O(\xi)$, the part of the density associated to small x (close to L_1)—and where the density must approach zero—does not indeed contribute to the zeroth-order expansion of the density. The weight of the small range of values of x (around L_1) where the density grows from zero to a very large value just becomes negligible when $s \rightarrow \mu^+$.

The limiting shape of the density for $s \rightarrow \mu^+$ is thus singular. Therefore it is better not to expand $J(\xi, y)$ and the density for fixed y (fixed x) and small ξ , but to directly make an expansion of the energy, that involves integrals such that $\int dy J(\xi, y) \sqrt{y + \xi}$ or $\int dy J(\xi, y) \ln y$. Otherwise, as the limits $y \rightarrow 0$ and $\xi \rightarrow 0$ do not commute, the expansion of $J(\xi, y)$ in terms of powers of ξ will generate increasing negative powers of y that will make integrals like $\int dy J(\xi, y) \ln y$ diverge in zero.

Expansion of the constraint $\int dx \rho_c(x) \sqrt{x} = s\sqrt{b}$ for $s \rightarrow \mu^+$. We must enforce the constraint $\int_{L_1}^{L_2} dx \rho_c(x) \sqrt{x} = s\sqrt{b}$ that replaces the delta function $\delta(\frac{\sqrt{\lambda_1 + \dots + \lambda_N}}{N\sqrt{b}} - s\sqrt{N})$ in the expression of the pdf of the center of mass $P(G_N = s\sqrt{N})$,

$$s\sqrt{b} = \int_{L_1}^{L_2} dx \rho_c(x) \sqrt{x} = (L_2 - L_1)^{3/2} \int_0^1 dy \rho(y) \sqrt{y + \xi}. \quad (113)$$

From the expression of ρ_c given in Eq. (109), we see that we need to expand for small ξ a double improper integral,

$$I(\xi) = \int_0^1 dy \frac{\sqrt{y + \xi} J(\xi, y)}{\sqrt{y(1-y)}}$$

$$= \int_0^1 dy \frac{\sqrt{y + \xi}}{\sqrt{y(1-y)}} \mathcal{P} \int_0^1 dt \frac{\sqrt{t(1-t)}}{\sqrt{t + \xi}} \frac{1}{t - y}. \quad (114)$$

As $I(\xi)$ is a double improper integral (with principal value), it is not easy to compute it or even expand it directly (for small ξ). Let us first make a simple transformation in order to get rid of the principal value,

$$\begin{aligned}
 I(\xi) &= I(\xi=0) + \xi f_0(\xi) \quad \text{with } f_0(\xi) \\
 &= \int_0^1 dy \int_0^1 dt \frac{\sqrt{(1-t)}}{\sqrt{y(1-y)}} \frac{1}{\sqrt{t+\xi} [\sqrt{t(y+\xi)} + \sqrt{y(t+\xi)}]},
 \end{aligned} \tag{115}$$

where $I(\xi=0)=-2$ (it can be easily computed exactly) and where f_0 is a definite double integral, easier to expand. However, as we already noticed, the limit $\xi \rightarrow 0$ and the integration do not commute: the expansion can not be done inside the integral. Hence, the method of expansion must be a bit more subtle. Our method (see Appendix B for details) consists in splitting the initial integral $f_0(\xi)$ in a sum of integrals (some of them are easier to compute, the other ones are shown to be negligible).

Finally (see Appendix B) we get the expansion of $I(\xi)$ to first order in ξ (but to all orders in X , or $\ln \xi$),

$$I(\xi) \approx -2 + \xi [8X^2 - 4X - 1] + O(\xi^2 X^2) \quad \text{as } \xi \rightarrow 0. \tag{116}$$

Hence the constraint $\int dx \rho_c(x) \sqrt{x} = s\sqrt{b}$ is given by

$$\begin{aligned}
 s\sqrt{b} &\approx \frac{2(4X-3)\sqrt{X}}{3\pi(X-1)^{3/2}} + \xi \left(\frac{-16X^3 + 12X^2 - 2X + 1}{8\pi(X-1)^{5/2}\sqrt{X}} \right) \\
 &+ O(\xi^2 X) \quad \text{as } \xi \rightarrow 0.
 \end{aligned} \tag{117}$$

In particular, as expected, when $\xi \rightarrow 0^+$ ($X \rightarrow \infty$), $s\sqrt{b}$ tends to the mean value $\mu\sqrt{b} = \frac{8}{3\pi}$.

Moreover, the formula above [Eq. (117)] can be inverted to express X and ξ as functions of $(s-\mu)$. As $\mu\sqrt{b} = \frac{8}{3\pi}$, we get

$$\begin{aligned}
 X &\approx \frac{2}{\pi(s-\mu)\sqrt{b}} + 1 + O[(s-\mu)] \\
 \text{and } \xi &\approx e^{-8/[\pi(s-\mu)\sqrt{b}]} e^{4(\ln 2-1)} \{1 + O[(s-\mu)]\} \\
 &\text{as } s \rightarrow \mu^+.
 \end{aligned} \tag{118}$$

Energy $E_s[\rho_c]$ and scaling function $\Phi(s) = E_s[\rho_c] - \frac{3}{2}$. From Eq. (80), we can compute the saddle-point energy,

$$E_s[\rho_c] = \frac{1}{2} \int_{L_1}^{L_2} dx \rho_c(x) x - \frac{R}{2} s\sqrt{b} - \frac{D}{2}, \tag{119}$$

where the Lagrange multiplier D can be calculated by replacing x by L_1 in the saddle-point equation for the density [Eq. (82)] and where $\int_{L_1}^{L_2} dx \rho_c(x) x$ is not very difficult to expand for $\xi \rightarrow 0$. Finally we get the expression of the energy for $s \rightarrow \mu^+$ ($\xi \rightarrow 0$), to first order in ξ and all orders in $X = \ln 2 - \frac{\ln \xi}{4}$,

$$\begin{aligned}
 E_s[\rho_c] &\approx \ln \left(\frac{X-1}{X} \right) + \left(\frac{3X^2 - 4X + 2}{2(X-1)^2} \right) \\
 &+ \xi \left(\frac{-16X^3 + 16X^2 - 6X + 1}{8X(X-1)^3} \right) + O(\xi^2).
 \end{aligned} \tag{120}$$

Using Eq. (118) giving the expression of ξ as a function of

$(s-\mu)$ in the limit $s \rightarrow \mu^+$, we will thus derive the behavior of the pdf of the center of mass $P(G_N = s\sqrt{N}) \propto e^{-N^2 E_s[\rho_c]}$ (for large N) for $s \rightarrow \mu^+$.

In order to show that the pdf of the center of mass has a nonanalyticity at $s = \mu$, we must compare the expansion of the saddle-point energy on the left side and the right side of the mean.

Zeroth order in ξ : $\Phi(s)$ seems to be a smooth function. Let us first consider the zeroth order in the expansion in terms of powers of ξ (on the right side of μ). To zeroth order in ξ , the constraint $\int dx \rho_c(x) \sqrt{x} = s\sqrt{b}$ given in Eq. (117) reduces to

$$s\sqrt{b} \approx \frac{2(4X-3)\sqrt{X}}{3\pi(X-1)^{3/2}} + O(\xi) \approx \frac{L_2^{3/2}}{12\pi} + \frac{L_2^{1/2}}{\pi} + O(\xi). \tag{121}$$

Therefore, to all orders in $\ln \xi$ (or X , but to zeroth order in ξ), we recover the same equation as Eq. (87), i.e., the same equation as on the left side of the mean, giving $L(L_2)$ as a function of s . The Lagrange multiplier R is also given, to zeroth order in ξ by the same function of $L_2(L)$ as on the left side of the mean [see Eq. (87)],

$$\frac{2\pi}{\sqrt{L_2}} - \frac{\pi\sqrt{L_2}}{2} \approx \frac{-\pi}{\sqrt{X(X-1)}} + O(\xi) \approx R + O(\xi). \tag{122}$$

Finally, the energy, to zeroth order in ξ (but to all orders in X or $\ln \xi$) is given by the same expression as the energy on the left side of the mean,

$$\begin{aligned}
 E_s[\rho_c]^+ &\approx \ln \left(\frac{X-1}{X} \right) + \left(\frac{3X^2 - 4X + 2}{2(X-1)^2} \right) + O \left(\frac{\xi}{X} \right), \\
 &\approx \frac{L_2^2}{32} - 2 \ln \left(\frac{\sqrt{L_2}}{2} \right) + 1 + O \left(\frac{\xi}{X} \right), \\
 &\approx E_s[\rho_c]^- + O \left(\frac{\xi}{X} \right),
 \end{aligned} \tag{123}$$

where $L_2 = L_2(s)$ is given by Eq. (121), the same equation for $s \rightarrow \mu^+$ to zeroth order in ξ as for $s \rightarrow \mu^-$. As $\xi \approx e^{-8/[\pi(s-\mu)\sqrt{b}]} e^{4(\ln 2-1)}$ when $s \rightarrow \mu^+$ [see Eq. (118)], we get

$$\begin{aligned}
 \Phi^+(s) - \Phi^-(s) &= E_s[\rho_c]^+ - E_s[\rho_c]^- \approx O \left(\frac{\xi}{X} \right) \\
 &\approx O(|s-\mu| e^{-8/[\pi|s-\mu|\sqrt{b}]}).
 \end{aligned} \tag{124}$$

All the terms of the expansion of the energy [and thus $\Phi(s)$ and the pdf of the center of mass] in powers of $|s-\mu|$ (or $\frac{1}{\ln \xi}$ or $\frac{1}{X}$) are, thus, the same on the left and right side of the mean: $\Phi(s)$ is a smooth function, it is infinitely differentiable even at $s = \mu$ in particular the quadratic approximation of $\Phi(s)$ in Eq. (91) is valid on both left and right side of its minimum ($s = \mu$). However, we will show that the expansion to first order in ξ (by keeping all the powers of X) gives a very weak nonanalyticity of the energy [and thus $\Phi(s)$].

First order in ξ : nonanalyticity of $\Phi(s)$. Using Eq. (120) and the remarks we made about the zeroth-order expansion

in ξ , we get the difference between the expansion of the energy on the right and left side of μ ,

$$E_s[\rho_c]^+ - E_s[\rho_c]^- \approx \xi \left(\frac{-16X^3 + 16X^2 - 6X + 1}{8X(X-1)^3} \right) + O(\xi^2). \quad (125)$$

Using the expression of ξ and $X = \ln 2 - \frac{\ln \xi}{4}$ as function of s for $s \rightarrow \mu^+$ given in Eq. (118), we finally get

$$\begin{aligned} \Phi^+(s) - \Phi^-(s) &= E_s[\rho_c]^+ - E_s[\rho_c]^- \\ &\approx -\pi \sqrt{b}(s - \mu) e^{-8/[\pi \sqrt{b}(s - \mu)]} e^{4(\ln 2 - 1)} \\ &\text{as } s \rightarrow \mu^+. \end{aligned} \quad (126)$$

This is an essential singularity. We have shown that the pdf of the center of mass $P(G_N = s\sqrt{N}) \propto e^{-N^2 E_s[\rho_c]}$ has a very weak nonanalyticity at $s = \mu$: the energy [or equivalently $\Phi(s)$] has an infinite-order nonanalyticity, of order $O(|s - \mu| e^{-\frac{8}{\pi \sqrt{b}|s - \mu|}})$.

IV. CONCLUSION

In summary, we have studied a simple model of N nonintersecting fluctuating interfaces at thermal equilibrium and in presence of a wall that induces an external confining potential of the form $V(h) = \frac{b^2 h^2}{2} + \frac{\alpha(\alpha-1)}{2h^2}$. Our study establishes a deep connection between the statistics of heights of the interfaces in the limit of a large system and the eigenvalues of the Wishart random matrix, thus providing a nice and simple physical realization of the Wishart ensemble. More precisely, we have proved that the joint probability distribution of the interface heights h_i (in the limit of a large system) can be mapped to the distribution of the eigenvalues λ_i of a Wishart matrix under the change of variables $bh_i^2 = \lambda_i$, with arbitrary parameter value $M - N$ of the Wishart ensemble that is fixed by the parameter α of the inverse square external potential.

We have also shown how to exploit the relation between interfaces and eigenvalues of the Wishart matrix to derive asymptotically exact results for the height statistics in the interface model. In particular, we have seen that the nonintersecting constraint, the only interaction between interfaces in our model, drastically changes the behavior of interfaces: they become strongly correlated. Despite the presence of strong correlations that make the problem difficult to analyze, we were able to compute a number of asymptotic (large- N) results exactly. These include the computation of the average density of states, the distribution of maximal and minimal heights, and the distribution of the center of mass of the interfaces. In the last case, we have shown that the distribution has an extraordinarily weak singularity near its peak (an essential singularity), and this nonanalytical behavior was shown to be a direct consequence of a phase transition in the associated Coulomb gas problem.

Finally, we expect that the appearance of the Wishart random matrix in a physically realizable example as shown in this paper will be useful in other contexts. In addition, the Coulomb gas technique used here seems to be a very nice way to derive exact asymptotic results in this class of interacting many body systems where exact analytical results are

hard to come by. It would be interesting to use the analogy with a Coulomb gas in other physical problems related to Wishart matrices, for example to compute the distribution of entropy of a bipartite quantum system (see [46,47]).

ACKNOWLEDGMENT

It is a pleasure to thank A. Comtet for many useful discussions.

APPENDIX A: COMPUTATION OF THE MOMENTS OF THE MINIMAL HEIGHT

Equation (60) gives an exact expression for the pdf of the minimal height (lowest interface),

$$\begin{aligned} P(h_{\min} = t, N) &= 2b^2 t^3 e^{-bNt^2} \mathcal{L}_{N-1}^{(2)}(-bt^2) \\ &= b^2 t^3 e^{-bNt^2} N(N+1) {}_1F_1(1-N, 3, -bt^2) \end{aligned} \quad (A1)$$

[see Eq. (14) for the relation between Laguerre polynomials and hypergeometric functions].

Therefore we can compute explicitly the moments of the minimal height,

$$\begin{aligned} \langle h_{\min}^k \rangle &= \int_0^\infty dt t^k P(h_{\min} = t, N) \\ &= b^2 N(N+1) \int_0^\infty dt t^{k+3} e^{-bNt^2} {}_1F_1(1-N, 3, -bt^2), \end{aligned} \quad (A2)$$

$$= b^2 N(N+1) \frac{b^{-k/2-2}}{2} \int_0^\infty du u^{k/2+1} e^{-Nu} {}_1F_1(1-N, 3, -u) \quad (A3)$$

with $bt^2 = u$. The integral above can be computed: $\int_0^\infty du u^{d-1} e^{-cu} {}_1F_1(a, b, -u) = c^{-d} \Gamma(d) {}_2F_1(a, d; b; -1/c)$.

Therefore

$$\langle h_{\min}^k \rangle = \frac{\Gamma(k/2 + 2) (N+1)}{2b^{k/2}} \frac{(N+1)}{N^{k/2+1}} {}_2F_1(1-N, k/2 + 2; 3; -1/N). \quad (A4)$$

For example, for $k=1$, we find

$$\langle h_{\min} \rangle = \frac{\Gamma(5/2) (N+1)}{2b^{1/2} N^{3/2}} {}_2F_1(1-N, 5/2; 3; -1/N). \quad (A5)$$

For large N , as

$$\begin{aligned} &{}_2F_1(1-N, 5/2; 3; -1/N) \\ &= \sum_n \frac{(5/2)(7/2) \dots (3/2+n) (1-N)(2-N) \dots (n-N)}{(3)(4) \dots (n+2)n! (-N)^n}, \end{aligned}$$

we find

$$\lim_{N \rightarrow \infty} {}_2F_1(1-N, 5/2; 3; -1/N) = \sum_n \frac{(5/2)(7/2) \dots (3/2+n)}{(3)(4) \dots (n+2)n!},$$

$$= {}_1F_1(5/2; 3; 1) = \frac{4\sqrt{e}}{3} I_0(1/2).$$

Hence, for large N

$$\langle h_{\min} \rangle \approx \frac{c_1}{\sqrt{bN}} \tag{A6}$$

with

$$c_1 = \frac{\Gamma(5/2)}{2} \frac{4\sqrt{e}}{3} I_0(1/2) = \sqrt{\frac{\pi e}{4}} I_0(1/2) \approx 1.5538. \tag{A7}$$

APPENDIX B: NONANALYTICITY OF THE PDF OF THE CENTER OF MASS: EXPANSION OF $I(\xi)$

Let us expand for $\xi \rightarrow 0$ the integral $I(\xi)$ given in Eq. (114),

$$I(\xi) = \int_0^1 dy \frac{\sqrt{y+\xi} J(\xi, y)}{\sqrt{y(1-y)}}. \tag{B1}$$

As $I(\xi)$ is a double improper integral (with principal value), it is not easy to compute it or even expand it directly (for small ξ). Let us first make a simple transformation in order to get rid of the principal value,

$$\begin{aligned} I(\xi) &= \int_0^1 dy \frac{\sqrt{y+\xi}}{\sqrt{y(1-y)}} \mathcal{P} \int_0^1 dt \frac{\sqrt{t(1-t)}}{\sqrt{t+\xi}} \frac{1}{t-y}, \\ &= I(\xi=0) + \int_0^1 dy \mathcal{P} \int_0^1 dt \frac{\sqrt{t(1-t)}}{\sqrt{y(1-y)}} \frac{1}{t-y} \left(\sqrt{\frac{y+\xi}{t+\xi}} - \sqrt{\frac{y}{t}} \right), \\ &= -2 + \xi \int_0^1 dy \int_0^1 dt \frac{\sqrt{(1-t)}}{\sqrt{y(1-y)}} \frac{1}{\sqrt{t+\xi} [\sqrt{t(y+\xi)} + \sqrt{y(t+\xi)}]}, \\ &\equiv -2 + \xi f_0(\xi). \end{aligned} \tag{B2}$$

The value of $I(\xi=0)$ can indeed be computed exactly,

$$\begin{aligned} I(\xi=0) &= \int_0^1 dy \frac{1}{\sqrt{1-y}} \mathcal{P} \int_0^1 dt \frac{\sqrt{1-t}}{t-y} \\ &= \int_0^1 \frac{dy}{\sqrt{1-y}} [-2 + 2\sqrt{1-y} \operatorname{argth}(\sqrt{1-y})] = -2, \end{aligned} \tag{B3}$$

f_0 is a definite double integral, easier to expand:

$$f_0(\xi) = \int_0^1 dy \int_0^1 dt \frac{\sqrt{(1-t)}}{\sqrt{y(1-y)}} \frac{1}{\sqrt{t+\xi} [\sqrt{t(y+\xi)} + \sqrt{y(t+\xi)}]}. \tag{B4}$$

We thus need to expand a definite double integral $f_0(\xi)$ (we have got rid of the principal value).

However, as we already noticed, the limit $\xi \rightarrow 0$ and the integration do not commute: the expansion can not be done inside the integral.

Let us thus consider separately the integration over $]0, \xi]$ and $[\xi, 1[$ (for the variable y),

$$f_0(\xi) = f_1(\xi) + f_2(\xi), \tag{B5}$$

where f_1 and f_2 are definite double integrals (no principal value)

$$f_1(\xi) = \int_0^\xi dy \int_0^1 dt \frac{\sqrt{(1-t)}}{\sqrt{y(1-y)}} \frac{1}{\sqrt{t+\xi} [\sqrt{t(y+\xi)} + \sqrt{y(t+\xi)}]}, \tag{B6}$$

$$f_2(\xi) = \int_\xi^1 dy \int_0^1 dt \frac{\sqrt{(1-t)}}{\sqrt{y(1-y)}} \frac{1}{\sqrt{t+\xi} [\sqrt{t(y+\xi)} + \sqrt{y(t+\xi)}]}. \tag{B7}$$

The method of expansion will be the following. We will write f_1 (f_2) as a sum of two integrals: the first will be chosen of the same order of f_1 (f_2) for small ξ , but easier to compute (by separation of the variables t and y for example); the second will be much smaller than the first and than f_1 (f_2). Then, following the same scheme, each of these two integrals can again be split into two pieces, until we get the full expansion to first order in ξ (the last integral will be shown to be much smaller than the other and will be neglected).

Let us first make the change of variable $y = \xi u$ in $f_1(\xi)$,

$$f_1(\xi) = \int_0^1 du \int_0^1 dt \frac{\sqrt{1-t}}{\sqrt{u}\sqrt{1-\xi u}} \frac{1}{\sqrt{t+\xi} [\sqrt{t(1+u)} + \sqrt{u(t+\xi)}]}. \tag{B8}$$

Then we have

$$f_1(\xi) = f_1^a(\xi) + f_1^b(\xi) \tag{B9}$$

with f_1^a a product of two integrals (separation of variables)

$$f_1^a(\xi) = \left(\int_0^1 \frac{du}{\sqrt{u}(\sqrt{u} + \sqrt{1+u})\sqrt{1-\xi u}} \right) \left(\int_0^1 dt \frac{\sqrt{1-t}}{\sqrt{t}\sqrt{t+\xi}} \right),$$

$$\begin{aligned}
&\approx \left(\int_0^1 \frac{du}{\sqrt{u}(\sqrt{u} + \sqrt{1+u})} + O(\xi) \right) \left(\int_0^1 dt \frac{\sqrt{1-t}}{\sqrt{t}\sqrt{t+\xi}} \right), \\
&\approx (-1 + \sqrt{2} + \operatorname{argsh} 1 + O(\xi))[-\ln \xi + 4 \ln 2 - 2 + O(\xi \ln \xi)], \\
&\approx \ln \xi (1 - \sqrt{2} - \operatorname{argsh} 1) + (4 \ln 2 - 2)(-1 + \sqrt{2} + \operatorname{argsh} 1) + O(\xi \ln \xi),
\end{aligned} \tag{B10}$$

and $f_1^b = f_1 - f_1^a$ (expected to be much smaller than f_1) is given by

$$\begin{aligned}
f_1^b(\xi) &= \int_0^1 du \int_0^1 dt \frac{\sqrt{1-t}}{\sqrt{u}\sqrt{1-\xi u}\sqrt{t+\xi}} \left[\frac{1}{(\sqrt{t(1+u)} + \sqrt{u(t+\xi)})} - \frac{1}{\sqrt{t}(\sqrt{u} + \sqrt{1+u})} \right], \\
&= -\xi \int_0^1 \frac{du}{\sqrt{1-\xi u}(\sqrt{u} + \sqrt{1+u})} \int_0^1 dt \frac{\sqrt{1-t}}{\sqrt{t(t+\xi)}(\sqrt{t} + \sqrt{t+\xi})(\sqrt{t(1+u)} + \sqrt{u(t+\xi)})}, \\
&= f_1^c(\xi) + f_1^d(\xi)
\end{aligned} \tag{B11}$$

with

$$\begin{aligned}
f_1^c(\xi) &= -\xi \int_0^1 \frac{du}{\sqrt{1-\xi u}(\sqrt{u} + \sqrt{1+u})} \int_0^1 dt \frac{\sqrt{1-t}}{\sqrt{t(t+\xi)}(\sqrt{t} + \sqrt{t+\xi})(\sqrt{u} + \sqrt{1+u})\sqrt{t+\xi}}, \\
&= -\left(\int_0^1 \frac{du}{\sqrt{1-\xi u}(\sqrt{u} + \sqrt{1+u})^2} \right) \left(\int_0^{1/\xi} dz \frac{\sqrt{1-\xi z}}{(1+z)\sqrt{z}(\sqrt{z} + \sqrt{1+z})} \right), \\
&\approx -\left(\int_0^1 \frac{du}{\sqrt{u}(\sqrt{u} + \sqrt{1+u})^2} + O(\xi) \right) \left(\int_0^\infty \frac{dz}{(1+z)\sqrt{z}(\sqrt{z} + \sqrt{1+z})} + O(\xi \ln \xi) \right), \\
&\approx \left(\frac{3}{\sqrt{2}} - 2 - \frac{\operatorname{argsh} 1}{2} + O(\xi) \right) [2 \ln 2 + O(\xi \ln \xi)], \\
&\approx \ln 2 (3\sqrt{2} - 4 - \operatorname{argsh} 1) + O(\xi \ln \xi),
\end{aligned} \tag{B12}$$

where we have made the change of variables $t = \xi z$; and

$$\begin{aligned}
f_1^d(\xi) &= -\xi^2 \int_0^1 \frac{du\sqrt{1+u}}{\sqrt{1-\xi u}(\sqrt{u} + \sqrt{1+u})^2} \int_0^1 \frac{dt\sqrt{1-t}}{\sqrt{t(t+\xi)}(\sqrt{t} + \sqrt{t+\xi})^2(\sqrt{u(t+\xi)} + \sqrt{t(1+u)})}, \\
&\approx -\int_0^1 du \int_0^\infty dz \frac{\sqrt{1+u}}{(\sqrt{u} + \sqrt{1+u})^2} \frac{1}{\sqrt{z}(1+z)(\sqrt{z} + \sqrt{1+z})^2(\sqrt{u(1+z)} + \sqrt{z(1+u)})} + O(\xi), \\
&\approx \operatorname{argsh} 1 (\ln 2 - 3) + \sqrt{2}(1 - 3 \ln 2) - 1 + 6 \ln 2 + O(\xi).
\end{aligned} \tag{B13}$$

Thus we have, for $\xi \rightarrow 0$

$$f_1(\xi) \approx \ln \xi (1 - \sqrt{2} - \operatorname{argsh} 1) + (1 - \sqrt{2} + \operatorname{argsh} 1(4 \ln 2 - 5) + \ln 2(4\sqrt{2} - 2)) + O(\xi \ln \xi). \tag{B14}$$

The same method of expansion applied to f_2 gives

$$f_2(\xi) = f_3(\xi) + f_4(\xi) \tag{B15}$$

with

$$f_3(\xi) = \int_\xi^1 \frac{dy}{y\sqrt{1-y}} \int_0^1 dt \frac{\sqrt{1-t}}{\sqrt{t+\xi}(\sqrt{t} + \sqrt{t+\xi})},$$

$$\approx \frac{(\ln \xi)^2}{2} + \ln \xi \left(\frac{3}{2} - 3 \ln 2 \right) + 2 \ln 2 \left(2 \ln 2 - \frac{3}{2} \right) + O[\xi(\ln \xi)^2], \quad (\text{B16})$$

and

$$f_4(\xi) = -\xi \int_{\xi}^1 \frac{dy}{y\sqrt{1-y}(\sqrt{y}+\sqrt{y+\xi})} \int_0^1 dt \frac{\sqrt{t(1-t)}}{\sqrt{t+\xi}(\sqrt{t}+\sqrt{t+\xi})(\sqrt{t(y+\xi)}+\sqrt{y(t+\xi)})},$$

$$\approx \left(-\frac{3}{2} - \ln 2 + \sqrt{2} + \operatorname{argsh} 1 \right) \ln \xi + [(5 - 4 \ln 2) \operatorname{argsh} 1 + 4(\ln 2)^2 + \ln 2(1 - 4\sqrt{2}) - 2 + \sqrt{2}] + O[\xi(\ln \xi)^2] \quad (\text{B17})$$

(for the expansion of f_4 , the same method of splitting has again been applied). Hence

$$f_2(\xi) = f_3(\xi) + f_4(\xi) \approx \frac{(\ln \xi)^2}{2} + \ln \xi (\sqrt{2} + \operatorname{argsh} 1 - 4 \ln 2) + [(5 - 4 \ln 2) \operatorname{argsh} 1 + 8(\ln 2)^2 + \ln 2(-2 - 4\sqrt{2}) - 2 + \sqrt{2}] + O[\xi(\ln \xi)^2] \quad (\text{B18})$$

and, as $I(\xi) = -2 + \xi [f_1(\xi) + f_2(\xi)]$, we get (with $X = \ln 2 - \frac{\ln \xi}{4}$)

$$I(\xi) = -2 + \xi \left[\frac{(\ln \xi)^2}{2} + \ln \xi (1 - 4 \ln 2) + [8(\ln 2)^2 - 4 \ln 2 - 1] \right] + O[\xi^2(\ln \xi)^2], \quad (\text{B19})$$

$$= -2 + \xi [8X^2 - 4X - 1] + O(\xi^2 X^2).$$

-
- [1] P. G. de Gennes, *J. Chem. Phys.* **48**, 2257 (1968).
[2] D. A. Huse and M. E. Fisher, *Phys. Rev. B* **29**, 239 (1984).
[3] M. E. Fisher, *J. Stat. Phys.* **34**, 667 (1984).
[4] J. W. Essam and A. J. Guttmann, *Phys. Rev. E* **52**, 5849 (1995).
[5] For a brief review see T. L. Einstein, *Ann. Henri Poincaré* **4**, S811 (2003).
[6] H. L. Richards and T. L. Einstein, *Phys. Rev. E* **72**, 016124 (2005).
[7] P. Ferrari and M. Praehofer, *Markov Processes Relat. Fields* **12**, 203 (2006).
[8] K. Johansson, *Probab. Theory Relat. Fields* **123**, 225 (2002).
[9] M. Katori and H. Tanemura, *Phys. Rev. E* **66**, 011105 (2002).
[10] M. Katori, H. Tanemura, T. Nagao, and N. Komatsuda, *Phys. Rev. E* **68**, 021112 (2003).
[11] M. Katori and H. Tanemura, *J. Math. Phys.* **45**, 3058 (2004).
[12] C. A. Tracy and H. Widom, *Ann. Appl. Probab.* **17**, 953 (2007).
[13] G. Schehr, S. N. Majumdar, A. Comtet, and J. Randon-Furling, *Phys. Rev. Lett.* **101**, 150601 (2008).
[14] N. Kobayashi, M. Izumi, and M. Katori, *Phys. Rev. E* **78**, 051102 (2008).
[15] J. Wishart, *Biom. J.* **20**, 32 (1928).
[16] S. S. Wilks, *Mathematical Statistics* (Wiley, New York, 1962).
[17] K. Fukunaga, *Introduction to Statistical Pattern Recognition* (Elsevier, New York, 1990).
[18] L. I. Smith, *A Tutorial on Principal Components Analysis* (unpublished).
[19] N. Holter, M. Mitra, A. Maritan, M. Cieplak, J. R. Benavar, and N. V. Fedoroff, *Proc. Natl. Acad. Sci. U.S.A.* **97**, 8409 (2000).
[20] O. Alter, P. O. Brown, and D. Botstein, *Proc. Natl. Acad. Sci. U.S.A.* **97**, 10101 (2000).
[21] L.-L. Cavalli-Sforza, P. Menozzi, and A. Piazza, *The History and Geography of Human Genes*, Princeton University Press, Princeton, NJ, (1994).
[22] N. Patterson, A. L. Preis, and D. Reich, *PLoS Genetics* **2**, 2074 (2006).
[23] J. Novembre and M. Stephens, *Nat. Genet.* **40**, 646 (2008).
[24] J.-P. Bouchaud and M. Potters, *Theory of Financial Risks* (Cambridge University Press, Cambridge, 2001).
[25] Z. Burda and J. Jurkiewicz, *Physica A* **344**, 67 (2004); Z. Burda, J. Jurkiewicz and B. Waclaw, *Acta Phys. Pol. B* **36**, 2641 (2005) and references therein.
[26] R. W. Preisendorfer, *Principal Component Analysis in Meteorology and Oceanography* (Elsevier, New York, 1988).
[27] A. T. James, *Ann. Math. Stat.* **35**, 475 (1964).
[28] A. Altland and M. R. Zirnbauer, *Phys. Rev. Lett.* **76**, 3420 (1996).
[29] M. Katori and H. Tanemura, *Probab. Theory Relat. Fields* **138**, 113 (2007).
[30] G. Forgacs, R. Lipowsky, and Th. M. Nieuwenhuizen, in *Phase Transitions and Critical Phenomena*, edited by C. Domb and J. L. Lebowitz (Academic, London, 1991), Vol. 14, p. 136 (1991).
[31] A. J. Bray and K. Winkler, *J. Phys. A* **37**, 5493 (2004).
[32] K. Johansson, *Commun. Math. Phys.* **209**, 437 (2000).
[33] I. M. Johnstone, *Ann. Stat.* **29**, 295 (2001).
[34] C. A. Tracy and H. Widom, *Commun. Math. Phys.* **159**, 151 (1994); *Commun. Math. Phys.* **177**, 727 (1996).
[35] M. L. Mehta, *Random Matrices* (Academic, New York, 1991).
[36] J. Moser, *Adv. Math.* **16**, 1 (1975).

- [37] M. A. Olshanetsky and A. M. Perelomov, *Phys. Rep.* **94**, 313 (1983).
- [38] T. Yamamoto, N. Kawakami, and S. Yang, *J. Phys. A* **29**, 317 (1996).
- [39] V. A. Marcenko and L. A. Pastur, *Math. USSR. Sb.* **1**, 457 (1967).
- [40] P. Vivo, S. N. Majumdar, and O. Bohigas, *J. Phys. A: Math. Theor.* **40**, 4317 (2007).
- [41] D. S. Dean and S. N. Majumdar, *Phys. Rev. Lett.* **97**, 160201 (2006); *Phys. Rev. E* **77**, 041108 (2008).
- [42] S. N. Majumdar and M. Vergassola, *Phys. Rev. Lett.* **102**, 060601 (2009).
- [43] P. J. Forrester, *Nucl. Phys. B* **402**, 709 (1993).
- [44] C. A. Tracy and H. Widom, *Commun. Math. Phys.* **161**, 289 (1994).
- [45] A. Edelman, *SIAM J. Matrix Anal. Appl.* **9**, 543 (1988).
- [46] S. N. Majumdar, O. Bohigas, and A. Lakshminarayan, *J. Stat. Phys.* **131**, 33 (2008).
- [47] P. Facchi, U. Marzolino, G. Parisi, S. Pascazio, and A. Scardicchio, *Phys. Rev. Lett.* **101**, 050502 (2008).
- [48] P. Vivo, S. N. Majumdar, and O. Bohigas, *Phys. Rev. Lett.* **101**, 216809 (2008).
- [49] F. G. Tricomi, *Integral Equations* (Interscience, London, 1957).