

Emergence of fractal behavior in condensation-driven aggregation

M. K. Hassan¹ and M. Z. Hassan²

¹*Theoretical Physics Group, Department of Physics, University of Dhaka, Dhaka 1000, Bangladesh*

²*ICT Cell, Bangladesh Atomic Energy Commission, Dhaka 1000, Bangladesh*

(Received 20 June 2008; revised manuscript received 17 November 2008; published 19 February 2009)

We investigate the condensation-driven aggregation model that we recently proposed whereby an initial ensemble of chemically identical Brownian particles are continuously growing by condensation and at the same time undergo aggregation upon collision. We solved the model exactly by using scaling theory for the case when a particle, say of size x , grows by an amount αx over the time it takes to collide with another particle of any size. It is shown that the particle size spectra exhibit transition to scaling $c(x,t) \sim t^{-\beta} \phi(x/t^\alpha)$ accompanied by the emergence of a fractal of dimension $d_f = 1/(1+2\alpha)$. A remarkable feature of this model is that it is governed by a nontrivial conservation law, namely, the d_f th moment of $c(x,t)$ is time invariant. The reason why it remains conserved is explained. Exact values for the exponents β , z , and d_f are obtained and it is shown that they obey a generalized scaling relation $\beta = (1+d_f)z$.

DOI: [10.1103/PhysRevE.79.021406](https://doi.org/10.1103/PhysRevE.79.021406)

PACS number(s): 61.43.Hv, 64.60.Ht, 68.03.Fg, 82.70.Dd

I. INTRODUCTION

The formation of clusters by aggregation of particles, its underlying causes and consequences, is one of the most fundamental yet challenging problems of many processes in physics, chemistry, biology, and engineering. Examples include aggregation of colloidal or aerosol particles suspended in liquid or gas [1–3], polymerization [4], antigen-antibody aggregation [5], and cluster formation in galaxies [6]. Such a wide variety of applications has resulted in numerous studies focusing mostly on the kinetic and geometric aspects of the problem. The kinetic aspect is well studied and well understood through theory, experiment, and numerical simulation. The first successful theoretical model was proposed more than 100 years ago by von Smoluchowski and it still remains the only analytical model that has provided much of our theoretical understanding [7]. The definition of this model is trivially simple. It is assumed that an initial ensemble of chemically identical particles undergoes sequential aggregation upon collision.

The kinetics of aggregation by the Smoluchowski equation was extensively studied during the 1980s, and significant contribution was made during this period especially on scaling theory and the gelation transition [8–10]. One of the most striking results is that the concentration $c(x,t)$ of particles of size x at time t exhibits dynamic scaling,

$$c(x,t) \sim s(t)^{-\theta} \phi(x/s(t)), \quad (1)$$

in the limit $t \rightarrow \infty$, where $\phi(\xi)$ is the scaling function, $s(t)$ is the mean particle size, and the conservation of mass principle tunes the mass exponent to an integer value $\theta=2$ [9,11]. The structure of the above scaling ansatz is highly instructive as it has been found in many seemingly unrelated phenomena. It implies that there must exist a common underlying mechanism for which such disparate systems behave in a remarkably similar fashion [12]. On the other hand, the insights into the geometric aspect were mostly provided by experiments and numerical simulations, and these studies reveal that when particles aggregate almost always scale-invariant fractals emerge [11]. Unfortunately, there does not

yet exist an analytically solvable model which could help us know why fractals are ubiquitous in the aggregation process.

In addition to aggregation, particles may also grow in size by condensation, deposition, or accretion. For instance, in the vapor phase or in a damp environment particles or droplets may continuously grow by condensation [13–16]. It is also well known that aerosol or colloidal particles are often not stable; rather, their sizes may evolve via aggregation and condensation leading to gas-to-particle conversion. However, in the absence of impurities such as dirt or mist, the condensation can take place only on the existing particles without forming new nuclei, provided the concentration of particles present is sufficiently high and the supersaturation is sufficiently low [1,15]. This type of growth is known as heterogeneous condensation. To this end, we recently proposed a simple condensation-driven aggregation (CDA) model and discussed the kinetic aspect of the problem [17]. In this paper, we present an alternative method to solve the CDA model and kept our focus mainly on its geometric aspects instead. We show analytically that the resulting system can be best described as fractal and quantified by its dimension d_f which decreases with increasing strength of growth by condensation. Interestingly, we find that the key results of the CDA model are connected, in one way or another, to the fractal dimension d_f . For instance, the d_f th moment of the distribution function $c(x,t)$ is a conserved quantity; the mean particle size grows with time as t^{1/d_f} . In terms of d_f we can write a generalized scaling relation $\beta = (1+d_f)z$. To test our analytical predictions, we have performed extensive numerical simulations and found that analytical results are in perfect agreement with numerical data.

The rest of the paper is organized as follows. In Sec. II, we give a detailed description of the CDA model including its algorithm. In Sec. III, some of the key features of the model are discussed. In Sec. IV, we give a simple dimensional analysis of the governing equation of the CDA model in an attempt to gain deeper insight into the scaling theory. We applied the scaling theory in Sec. V to obtain the solution for the distribution function $c(x,t)$. In Sec. VI, we invoke the idea of fractal analysis in the CDA model. Finally, in Sec. VII we discuss and summarize our work.

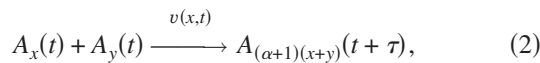
II. THE MODEL

Chemically identical particles in aggregation process are typically characterized by their mass or size and shape. However, if the particles are one dimensional then size or mass is the only dynamical variable. Therefore, within a given class of units of measurement both mass and size can be described by the same numerical value as they differ only by a proportionality constant. However, this is not true in the case of higher-dimensional particles. The Smoluchowski model is inherently one dimensional and hence size and mass can be used interchangeably. In the CDA model, we characterize each particle by the size it assumes upon aggregation until it takes part in further aggregation. The extent of growth by condensation can be quantified by the growth velocity defined as the ratio of the net growth and the elapsed time during which this growth occurs. The most natural choice for the elapsed time is definitely the collision time. The growth velocity is then fully specified if we know the amount of growth of a given particle that occurs between collisions. For this, we assume that the net growth of a particle between collisions, in the most generic case, is directly proportional to the size by which it is characterized. That is, a particle that is just created upon aggregation with size x will have its size equal to $x+\alpha x$ whenever it collides with another particle, regardless of the amount of time it takes to collide. This is not at all a bad assumption since such a choice makes the growth velocity stochastic in nature, as the growth size and the collision time both become random in character.

For numerical simulation, one may think of keeping a log book where the sizes of the particles are registered each time they take part in aggregation. Initially, sizes of all the particles in the system are registered in the log book. The rules these particles then have to follow at each step during simulation are as follows

- (i) Two particles are picked randomly from the system to mimic random collision via Brownian motion.
- (ii) The sizes of the two particles are increased by a fraction α of their respective sizes in the log book to mimic the growth by condensation.
- (iii) Their sizes are combined to form one particle to mimic the aggregation process.
- (iv) The log book is updated by registering the size of the new particle in it and at the same time deleting the sizes of its constituents from it.
- (v) The steps (i)–(iv) are repeated *ad infinitum* to mimic time evolution.

The CDA model can also be understood by a reaction scheme written as



where $A_x(t)$ denotes the aggregate of size x at time t and τ is the elapsed time. This reaction scheme can be described by the following generalized Smoluchowski (GS) equation:

$$\left(\frac{\partial}{\partial t} + \frac{\partial}{\partial x}v(x,t)\right)c(x,t) = -c(x,t)\int_0^\infty K(x,y)c(y,t)dy + \frac{1}{2}\int_0^x dy K(y,x-y)c(y,t)c(x-y,t). \quad (3)$$

The second term on the left-hand side of the above equation accounts for the growth by condensation with velocity $v(x,t)$. On the other hand, the first (second) term on the right-hand side of Eq. (3) describes the loss (gain) of size x due to merging of size x [$(x-y)$] with a particle of size y . However, the GS equation can describe only the CDA model if the growth velocity $v(x,t)$, the collision time τ , and the kernel $K(x,y)$ are suitably chosen as required by the rules (i)–(v). For instance, according to rule (ii) of our model, the net growth of a particle of size x between collisions is αx . To obtain a suitable expression for the elapsed time we do a simple dimensional analysis in Eq. (3) and immediately find that the inverse of $\int_0^\infty K(x,y)c(y,t)dy$ is the collision time $\tau(x)$ during which the growth αx takes place [18]. The mean growth velocity between collisions therefore is

$$v(x,t) = \frac{\alpha x}{\tau(x)} = \alpha x \int_0^\infty dy K(x,y)c(y,t). \quad (4)$$

The rule (i), on the other hand, says that a given particle can collide with any particle in the system with an equal *a priori* probability regardless of their size. This can be ensured only if we choose an aggregation kernel independent of its argument, and hence we set

$$K(x,y) = 2 \quad (5)$$

for convenience.

III. SOME OF THE BASIC FEATURES

It is noteworthy to mention that the distribution function $c(x,t)$ itself is not a directly observable quantity but its various moments are. Therefore, one often finds it more convenient to deal with its moment than the function itself. The k th moment of $c(x,t)$ is defined as

$$M_k(t) = \int_0^\infty x^k c(x,t) dx \quad \text{with } k \geq 0. \quad (6)$$

Incorporating it in Eq. (3) after substituting Eqs. (4) and (5) in it we obtain

$$\frac{dM_k(t)}{dt} = \int_0^\infty \int_0^\infty dx dy c(x,t)c(y,t) \times [(x+y)^k + (\alpha k - 1)(x^k + y^k)]. \quad (7)$$

In the case of $\alpha=0$ which describes the classical Smoluchowski (CS) equation we find $dM_1(t)/dt=0$, and hence $M_1(t)=\int_0^\infty xc(x,t)dx$ is a conserved quantity. This is well known as the conservation of mass principle. Obviously, this principle is no longer obeyed in the CDA model because of the growth by heterogeneous condensation. To check we solve Eq. (7) for $M_1(t) \equiv \mathcal{L}(t)$ and find that

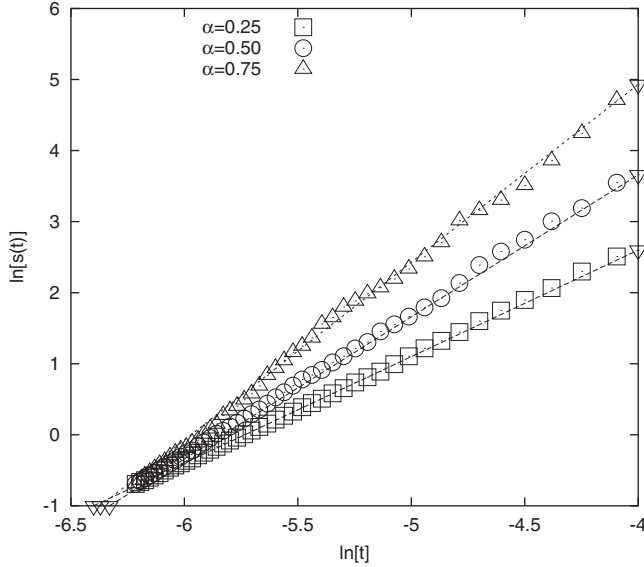


FIG. 1. $\ln(s)$ versus $\ln(t)$ for three different α values but with the same monodisperse initial conditions in each case. The lines have slopes equal to $(1+2\alpha)$, revealing the same growth law as predicted by Eq. (10).

$$\mathcal{L}(t) \sim t^{2\alpha} \quad (8)$$

in the long time limit. Hence, the growth of the total mass or size exhibits non-universal behaviour in the sense that its exponent depends on the parameter α . It confirms that the conservation of mass principle is violated $\forall \alpha > 0$. Then the question remains: Can there be another conservation law which the system should obey as it evolves? One cannot find a straightforward answer to this question from Eq. (7) except the $\alpha=0$ case. We now solve Eq. (7) for $k=0$ to obtain the solution for the total number of particles $M_0(t) \equiv N(t)$ present at time t and find that in the long time limit it decays algebraically with a universal exponent

$$N(t) \sim t^{-1}. \quad (9)$$

In other words, the number density N evolves following the same differential equation as the one we would obtain for the CS equation. It therefore confirms that condensation takes place only on the existing particles without forming new nuclei.

Using the solutions for the first two moments in the definition for the mean particle size $s(t) = \mathcal{L}(t)/N(t)$ we obtain the following growth law:

$$s(t) \sim t^{1+2\alpha} \quad (10)$$

in the long time limit. To verify this, we performed numerical simulation based on the rules (i)–(v). However, in order to manipulate the numerical data we define time $t=1/N$ since the number of particles present in the system determines how fast or slowly the aggregation process should proceed. We first use the monodisperse initial condition where all the particles are assumed to be of unit size. In Fig. 1, we present plots of $\ln(s)$ versus $\ln(t)$ from the resulting data and find three straight lines for three different values of α . The slopes of these lines satisfy the relation $z=1+2\alpha$, $\forall \alpha > 0$, which

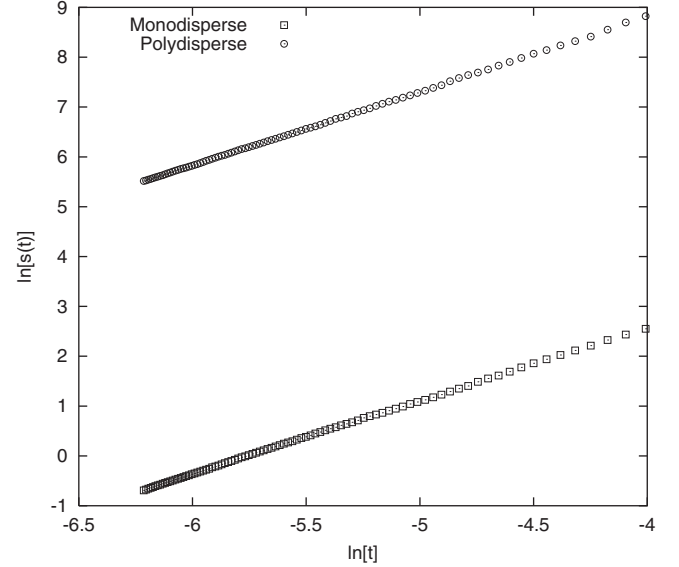


FIG. 2. $\ln(s)$ versus $\ln(t)$ for monodisperse (all the particles are chosen to be of unit size) and polydisperse (e.g., the numerical value for the size of the 500 particles are chosen randomly from the interval $[1,10\,000]$) initial conditions. Two parallel lines prove that the growth law for $s(t)$ given by Eq. (10) is independent of initial conditions.

clearly shows algebraic growth of $s(t)$ as predicted by Eq. (10). The next important thing is to check if the initial distribution of particle size has any effect in this growth law. To find this out we simulated the model for several different polydisperse initial conditions and collected data for the mean particle size $s(t)$ against time t . In one of the instances, we picked initially 500 particles of size chosen randomly from the interval $[1,10\,000]$ and let the program run in the computer following the rules (i)–(v) of the algorithm. In Fig. 2, we again present plots of $\ln(s)$ versus $\ln(t)$ from the resulting numerical data and put it together with the corresponding plot for the monodisperse initial condition to see the contrast. Surprisingly, we find two parallel lines, which clearly implies that the exponent of the growth law is universal in the sense that it is independent of the initial conditions.

IV. DIMENSIONAL ANALYSIS

There are two governing parameters x and t in the GS equation. However, according to Eq. (10) the size of the particle can be expressed in terms of time. Therefore, only one of the variables, say, time t , can be taken as an independent parameter. The other governing parameter such as x and the governed parameter $c(x,t)$ both can be expressed as a function of t alone. We already know from Eq. (10) that t^z with kinetic exponent

$$z = 1 + 2\alpha \quad (11)$$

has the dimension of length $[s(t)]=L$ and hence we can define a dimensionless quantity

$$\xi = \frac{x}{s(t)}. \tag{12}$$

$$\theta = \frac{2 + 2\alpha}{1 + 2\alpha}. \tag{18}$$

On the other hand, applying the power-monomial law for the dimension of physical quantity we can write a dimensional relation $c(x,t) \sim t^{-\beta}$ where the exponent β assumes a value that makes $t^{-\beta}$ bear the dimension of $c(x,t)$ [19]. We can therefore define yet another dimensionless quantity ϕ as follows:

$$\phi = \frac{c(x,t)}{t^{-\beta}}. \tag{13}$$

Now, within a given class one can pass from one to another system of units of measurement by changing t by an arbitrary factor, leaving the other factor unchanged. Upon such a transition the quantity on the right-hand side of Eq. (13) remain unchanged since the left-hand side is a dimensionless quantity. It means that the quantity $c(x,t)/t^{-\beta}$ and hence ϕ can only be a function of another dimensionless quantity. In the context of the present model it can only be the dimensionless governing parameter ξ given by Eq. (12). We therefore find that Eq. (13) leads to the scaling ansatz

$$c(x,t) \sim t^{-\beta} \phi(x/t^\xi), \tag{14}$$

or can be expressed in the form of Eq. (1) if we set $\beta = \theta z$ and use Eq. (10) thereafter. The existence of scaling means the following. The quantity $c(x,t)$, which depends on two variables x and t , is considered to admit scaling if the two variables combine into one variable such that it can be expressed as Eq. (14). The fact that two variables combine into one variable leads to an enormous simplification in finding the solution to the problem, as we shall see below.

V. SCALING SOLUTION

To check if the solution of the GS equation exhibits scaling or not, we substitute Eq. (14) together with $\beta = \theta z$ in the GS equation after substituting Eqs. (4) and (5) in it, and obtain

$$t^{\theta z - z - 1} = \frac{1}{F(\xi)} \left(2(1 + \alpha)\Phi_0 \phi(\xi) + 2\alpha\Phi_0 \xi \frac{d\phi}{d\xi} - \int_0^\xi \phi(\eta) \phi(\xi - \eta) d\eta \right), \tag{15}$$

where

$$F(\xi) = \theta z \phi(\xi) + z \xi \phi'(\xi), \tag{16}$$

and $\Phi_0 = \int_0^\infty \phi(\xi) d\xi$ is the zeroth moment of the scaling function $\phi(\xi)$. Note that the right-hand side of Eq. (15) is dimensionless while the left-hand side is not. Thus the dimensional consistency requires

$$z = \frac{1}{\theta - 1}. \tag{17}$$

Substituting the z value from Eq. (11) in the above equation we obtain the mass exponent

The values for the exponents θ and z are exactly the same as obtained by the exactly solvable method, namely, the Laplace transformation and the method of characteristics, in Ref. [17]. To obtain the complete scaling or self-similar solution of the GS equation we still have to find $\phi(\xi)$. For that, we substitute the value of z and θ in Eq. (15) to get

$$[1 + 2\alpha(1 - \Phi_0)] \xi \frac{d\phi}{d\xi} + \int_0^\xi \phi(\eta) \phi(\xi - \eta) d\eta + [2(1 + \alpha)(1 - \Phi_0)] \phi(\xi) = 0. \tag{19}$$

The solution of the problem thus reduces to finding the solution of an ordinary integro-differential equation for the scaling function $\phi(\xi)$.

We now multiply both sides of Eq. (19) by ξ^n and integrate from $\xi=0$ to ∞ to obtain an equation for the n th moment Φ_n of $\phi(\xi)$ [or Mellin transform $\Phi(n+1) = \Phi_n$] which can be written in the closed form

$$2\alpha n(1 - \Phi_0)\Phi_n + (n - 1)\Phi_n + 2\Phi_n\Phi_0 = \sum_{r=0}^n {}^n C_r \Phi_r \Phi_{n-r} \tag{20}$$

for integer values of n only. By setting $n=0$ in the above equation, we find

$$\Phi_0(\Phi_0 - 1) = 0, \tag{21}$$

and the only nontrivial solution of this equation is $\Phi_0=1$. Using it back in Eq. (19) gives

$$\xi \frac{d\phi}{d\xi} = - \int_0^\xi \phi(\eta) \phi(\xi - \eta) d\eta. \tag{22}$$

To find a solution of this equation we set $\Phi_0=1$ in Eq. (20) and find a hierarchy of equations for different integer n values; a few of these are

$$\begin{aligned} \Phi_2 &= 2\Phi_1^2, & \Phi_3 &= 3\Phi_2\Phi_1, \\ \Phi_4 &= \frac{1}{3}(8\Phi_3\Phi_1 + 6\Phi_2^2), & \text{etc.} \end{aligned} \tag{23}$$

The solution $\Phi_0=1$ and its definition

$$\Phi_0 = \int_0^\infty \xi^0 \phi(\xi) d\xi \tag{24}$$

imply

$$\phi(\xi) = e^{-\xi}, \tag{25}$$

which is in fact the inverse Mellin transform of $\Phi(1) = \Phi_0$. It can also be verified by substituting it in Eq. (22). Indeed, one can check that this solution does satisfy the hierarchy of all the relations in Eq. (23) and simultaneously it solves Eq. (22).

Substituting Eqs. (10), (18), and (25) in Eq. (1), we can finally obtain the scaling solution of the GS equation

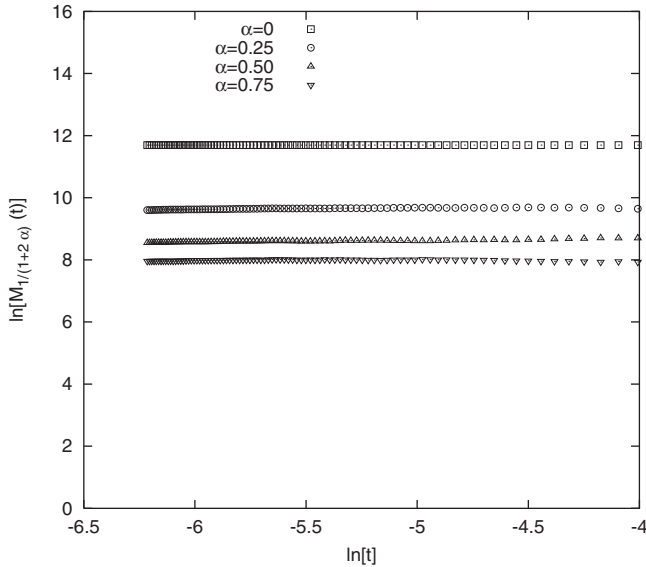


FIG. 3. $[1/(1+2\alpha)]$ th moment of the particle size distribution function versus time for different initial conditions (monodisperse and polydisperse) and for different α values obtained using numerical data. The set of horizontal lines clearly prove that the generalized conservation law is always obeyed regardless of the initial conditions or the α value.

$$c(x,t) \sim t^{-(2+2\alpha)} e^{-x/t^{1+2\alpha}}. \quad (26)$$

This is exactly what we found in Ref. [17] from the explicit time-dependent solution by using the limit $t \rightarrow \infty$. However, the exact solution in [17] was obtained only for the monodisperse initial condition. The advantage of using the scaling theory is that we do not need to specify the initial condition. It implies that the various essential features or laws of the CDA model should remain independent of the initial condition provided the number of particles present at time $t=0$ is sufficiently large and one allows the system to run for a sufficiently long time. We can now obtain the solution of Eq. (7), the k th moment of $c(x,t)$, by using Eq. (26) in its definition given by Eq. (6) to give

$$M_k(t) \sim t^{z[k-1/(1+2\alpha)]}. \quad (27)$$

A surprising feature of this solution is that it implies the existence of a nontrivial conservation law, namely, the q th moment is independent of time if $q=1/(1+2\alpha)$. In numerical simulation, it means that the sum of the $[1/(1+2\alpha)]$ th power of all the particles is a constant as a function of time. To check this, we plot $\ln(M_q)$ with $q=1/(1+2\alpha)$ against $\ln(t)$ from the numerical data for different α values and for different initial conditions. We find a set of parallel horizontal lines for all $\alpha > 0$ values (see Fig. 3) regardless of the choice of the initial conditions revealing that our analytical prediction is in perfect agreement with the numerical simulation. One may ask: What is so special about this q value that makes this moment a conserved quantity? To find an answer to this question we invoke the idea of fractal analysis, which is discussed below.

VI. FRACTAL ANALYSIS OF THE CDA MODEL

In this section, we intend to address the geometric aspect of the CDA model by invoking the idea of fractal analysis. Before doing so we find it worthwhile to appreciate the following. Theoretically, particles in the CDA model can be considered to be inside a row of boxes forming a one-dimensional (1D) lattice with each box as one lattice point. Initially, each of these boxes contains one particle characterized by one number whose size distribution depends on the initial particle size distribution. In this sense, particles are in fact embedded in a space of dimension equal to 1. The geometry of the resulting system therefore will be called fractal if the dimension of the distribution of particles is less than 1 and greater than zero. To know exactly what this value is we define $\mathcal{L}(t)$ as the measure that is the sum of all the aggregates in different boxes at time t and obviously it is an ever-growing quantity against t according to Eq. (8).

To quantify the measure \mathcal{L} , one can use a suitable yardstick and find an integer number N needed to cover the measure \mathcal{L} . The most suitable candidate for the yardstick in the context of the CDA model is the mean particle size $s(t)$ which will always give the number N an integer value. That is, the size of the measure $\mathcal{L}(t)$ can be quantified by the number $N(s)$. Using $k=0$ in Eq. (27), we can easily see that the number $N(s)$, when expressed in terms of $s(t)$, exhibits a power law

$$N(s) \sim s^{-d_f} \quad (28)$$

with exponent

$$d_f = \frac{1}{1+2\alpha}, \quad (29)$$

which is highly significant for the following reason. Note that when the number N is obtained by measuring a given measure with a suitable yardstick and it is found that it exhibits a power law against the size of the yardstick, then the exponent of the power law is widely known as the Hausdorff-Besicovitch (HB) dimension [20]. On the other hand, the HB dimension is called fractal if it is noninteger and at the same time if it is less than the dimension of the embedding space. It implies that the exponent d_f of Eq. (28) is the fractal dimension of the resulting system since, according to Eq. (29), d_f is not only noninteger $\forall \alpha > 0$ but also less than the dimension of the embedding space $d=1$. It is noteworthy that the size of the fractal that emerges in the CDA model is continuously growing with time but at the same time it preserves its dimension, which is ensured by the conservation law. Within the rate equation approach, such a fractal analysis was first done by Ben-Naim and Krapivsky in the context of the stochastic Cantor set [21] and later one of us applied it successfully in several different systems [22]. To verify our analytical result, we have drawn $\ln(N)$ versus $\ln(s)$ in Fig. 4 from the numerical data collected for a fixed initial condition but varying only the α value. On the other hand, in Fig. 5 we have drawn the same plots for a fixed α value but varying only initial conditions (monodisperse and polydisperse). Both figures show an excellent power-law fit as predicted by Eq. (28) with exponent exactly equal to d_f

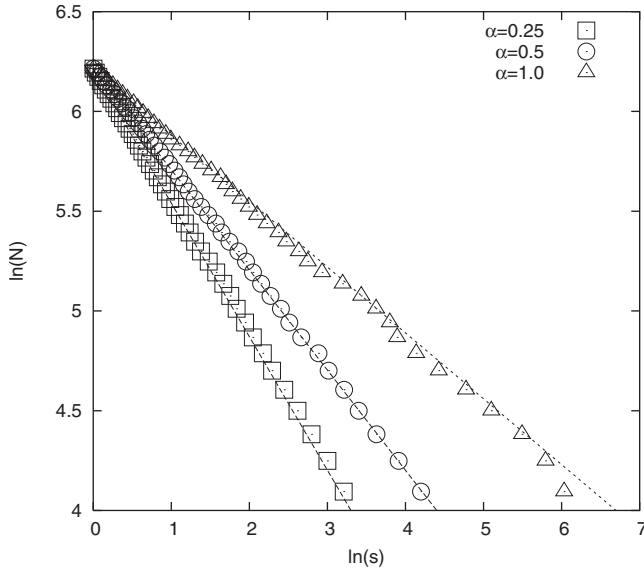


FIG. 4. $\ln(N)$ vs $\ln(s)$ for three different α values, keeping the same initial condition. The lines have slopes equal to $1/(1+2\alpha)$, which is exactly what was predicted by the theory.

regardless of the choice we make for the initial size distribution of particles in the system.

We shall now show that the various interesting results of the CDA model can be expressed in terms of the fractal dimension d_f . For instance, we can use the expression for the fractal dimension d_f in Eq. (11) to obtain $z=1/d_f$. Using it in Eq. (10), we obtain the following growth law for the mean particle size:

$$s(t) \sim t^{1/d_f}. \tag{30}$$

We find it worthwhile to mention here, as a passing note, that a similar growth law has also been found experimentally by

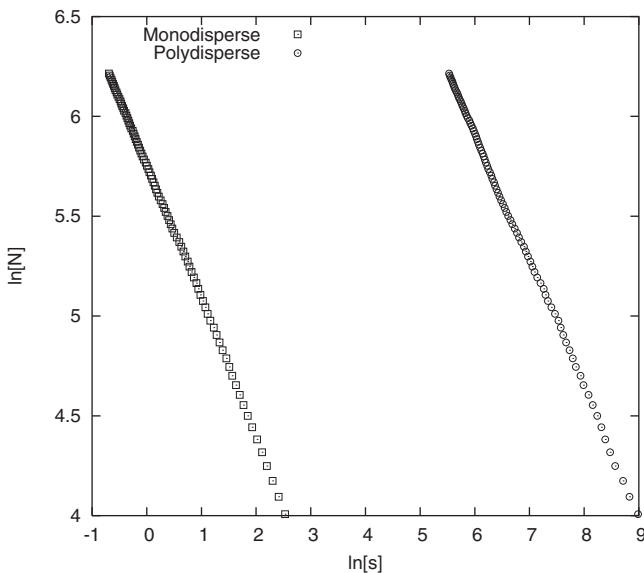


FIG. 5. Two parallel lines resulting from the plots of $\ln(N)$ versus $\ln(s)$ for monodisperse and polydisperse initial condition reveal that $N \sim s^{-d_f}$ is independent of initial conditions.

Weitz *et al.* while studying the diffusion-limited cluster-cluster aggregation [23]. Also, the mass exponent θ can be expressed in terms of d_f by using Eq. (29) in Eq. (18) to give

$$\theta = 1 + d_f. \tag{31}$$

We thus find that θ always satisfies the inequality $\theta < 2$, $\forall \alpha > 0$, and the inequality becomes equality, $\theta = 2$, only if $\alpha = 0$, which corresponds to the CS model. One can interpret the above expression for the mass exponent θ as the sum of the fractal dimension d_f and that of its embedding space 1. Using Eq. (31) in $\beta = \theta z$, we can further write a generalized scaling relation

$$\beta = (1 + d_f)z. \tag{32}$$

It is interesting that a similar expression for the exponents θ and β has also been found in other phenomena, which indicates that these results are universal in character [22].

To further support our results, we once again use the simple dimensional analysis. According to Eq. (1) the physical dimension of $c(x, t)$ is $[c] = L^{-(1+d_f)}$ since $[s(t)] = L$ and $\theta = 1 + d_f$. On the other hand, the concentration $c(x, t)$ is defined as the number of particles per unit volume of embedding space ($V \sim L^d$ where $d=1$) per unit mass (M) and hence $[c] = L^{-1}M^{-1}$. Now, applying the principle of equivalence, we obtain

$$M(L) \sim L^{d_f}. \tag{33}$$

This relation is often regarded as the hallmark for the emergence of fractality. An object whose mass-length relation satisfies Eq. (33) with noninteger exponent is said to be fractal in the sense that if the linear dimension of the object is increased by a factor of L the mass of the object is not increased by the same factor. That is, the distribution of mass in the object becomes less dense at larger length scale. It proves that the split of the mass exponent into the dimension of the fractal (d_f) and that of its embedding space ($d=1$) is consistent with the definition of the distribution function $c(x, t)$ as well. It is interesting to note that such a simple dimensional analysis can also provide us with an answer to the question: Why is the moment $M_{d_f} = \int_0^\infty x^{d_f} c(x, t) dx$ a conserved quantity? For an answer, we find it convenient to look into the physical dimension of its differential quantity $dM_{d_f} = x^{d_f} c(x, t) dx$. Using the physical dimension $[x] = L$ and $[c(x, t)] = L^{-(1+d_f)}$ in the expression for dM_{d_f} , we immediately find that it bears no dimension and so is the quantity M_{d_f} . Recall that the numerical value of a dimensionless quantity always remain unchanged upon transition from one unit of measurement to another within a given class. In the context of the CDA model it implies that the numerical value of M_{d_f} remains the same despite the fact that the system size continues to grow with time. It is for this reason that we find that the d_f th moment of $c(x, t)$ is a conserved quantity. We thus see that the simple dimensional analysis proved to be very useful in gaining a comprehensive explanation of various results of the CDA model which we have been looking for.

VII. DISCUSSION AND SUMMARY

In this work, we studied the geometric aspects of the condensation-driven aggregation model that we recently proposed. In the present work we first gave a simple dimensional analysis to the generalized Smoluchowski equation as we found it provided not only a deeper insight but also, at the same time, an elegant way to look into the problem. We then applied the scaling theory and showed that the GS equation admits simple scaling only if $z(\theta-1)=1$. That is, the solution for particle size spectra exhibits transition to dynamic scaling $c(x,t) \sim t^{-\theta z} \phi(x/t^z)$ with scaling function $\phi(\xi) \sim e^{-\xi}$. Substituting the solution for the distribution function $c(x,t)$ into the definition of the n th moment shows that the moment of order equal to $1/(1+2\alpha)$ is a conserved quantity throughout. In an attempt to know exactly why this value is so special we invoked the idea of fractal analysis and found that it is in fact the value of the fractal dimension of the resulting system. The expression for the fractal dimension $d_f=1/(1+2\alpha)$ states that as the extent of growth by condensation increases the dimension of the measure or the object decreases, which is quite counterintuitive.

To summarize, we found that the fractal dimension d_f plays a pivotal role in describing and understanding the geometric aspects of the CDA model. For instance, the dynamics

of the system is governed by a conservation law which is the d_f th moment of the distribution function $c(x,t)$. The exponent of the algebraic growth law for the mean particle size is equal to $1/d_f$. In terms of d_f , we can express the mass exponent and the scaling relation in their generalized forms as $\theta=1+d_f$ and $\beta=(1+d_f)z$, respectively. A simple dimensional analysis of the distribution function $c(x,t)$ and the use of $\theta=1+d_f$ led to the well-known mass-length relation $M(L) \sim L^{d_f}$. The dimensional analysis also revealed that the mass exponent θ is in fact equal to the sum of the fractal dimension d_f and that of the space where it is embedded. In addition, we have shown that the d_f th moment M_{d_f} is actually a dimensionless quantity, and we argued that this is exactly the reason why M_{d_f} remains time invariant. We thus see that appreciation of the exponent d_f as the fractal dimension has provided a self-consistent explanation for all the results that are found to be independent of the initial particle size distribution. Moreover, we have shown that the results are independent of initial conditions. The ideas developed in this paper could be taken further by investigating the CDA model for aggregation kernel $K(x,y)=(xy)^\omega$. This would be an ideal case to study how the onset of gelation is modified, if at all, by the presence of growth by heterogeneous condensation. We hope to address this issue in our future endeavors.

-
- [1] S. K. Friedlander, *Smoke, Dust and Haze* (New York, Wiley, 1977).
- [2] M. Thorn and M. Seesselberg, *Phys. Rev. Lett.* **72**, 3622 (1994).
- [3] S. Melle, M. A. Rubio, and G. G. Fuller, *Phys. Rev. Lett.* **87**, 115501 (2001).
- [4] E. Ben-Naim and P. L. Krapivsky, *J. Phys.: Condens. Matter* **17**, S4249 (2005).
- [5] D. Johnstone and G. Benedek, in *Kinetics of Aggregation and Gelation*, edited by F. Family and D. P. Landau (North-Holland, Amsterdam, 1984).
- [6] J. Silk and S. D. White, *Astrophys. J.* **223**, L59 (1978).
- [7] M. von Smoluchowski, *Z. Phys. Chem., Stoechiom. Verwandtschaftsl.* **92**, 215 (1917).
- [8] R. M. Ziff, E. M. Hendriks, and M. H. Ernst, *Phys. Rev. Lett.* **49**, 593 (1982); P. G. J. van Dongen and M. H. Ernst, *ibid.* **54**, 1396 (1985).
- [9] Z. Cheng and S. Redner, *Phys. Rev. Lett.* **60**, 2450 (1988).
- [10] K. Kang, S. Redner, P. Meakin, and F. Leyvraz, *Phys. Rev. A* **33**, 1171 (1986).
- [11] T. Vicsek, *Fractal Growth Phenomena*, 2nd ed. (World Scientific, Singapore, 1992).
- [12] *Scale Invariance, Interfaces, and Non-Equilibrium Dynamics*, edited by A. McKane, M. Droz, J. Vannimenus, and D. Wolf, Nato Advanced Studies Institute, Series B: Physics (Plenum, New York, 1995), Vol. 344.
- [13] P. L. Krapivsky and S. Redner, *Phys. Rev. E* **54**, 3553 (1996).
- [14] S. Cueille and C. Sire, *Europhys. Lett.* **40**, 239 (1997); S. Cueille and C. Sire, *Phys. Rev. E* **57**, 881 (1998).
- [15] P. Meakin and F. Family, *J. Phys. A* **22**, L225 (1989).
- [16] P. Tullet, *Phys. Educ.* **34**, 140 (1999).
- [17] M. K. Hassan and M. Z. Hassan, *Phys. Rev. E* **77**, 061404 (2008).
- [18] D. L. Maslov, *Phys. Rev. Lett.* **71**, 1268 (1993).
- [19] G. I. Barenblatt, *Scaling, Self-Similarity, and Intermediate Asymptotics* (Cambridge University Press, Cambridge, U.K., 1996).
- [20] J. Feder, *Fractals* (Plenum, New York, 1988).
- [21] P. L. Krapivsky and E. Ben-Naim, *Phys. Lett. A* **196**, 168 (1994).
- [22] M. K. Hassan and G. J. Rodgers, *Phys. Lett. A* **208**, 95 (1995); **218**, 207 (1996); M. K. Hassan, *Phys. Rev. E* **55**, 5302 (1997); **54**, 1126 (1996).
- [23] D. A. Weitz, J. S. Huang, M. Y. Lin, and J. Sung, *Phys. Rev. Lett.* **53**, 1657 (1984); **54**, 1416 (1985).