

Suppressing the Rayleigh-Taylor instability with a rotating magnetic field

Dirk Rannacher* and Andreas Engel

Intitut für Physik, Universität Oldenburg, D-26111 Oldenburg, Germany

(Received 28 July 2006; published 23 January 2007)

The Rayleigh-Taylor instability of a magnetic fluid superimposed on a nonmagnetic liquid of lower density may be suppressed with the help of a spatially homogeneous magnetic field rotating in the plane of the undisturbed interface. Starting from the complete set of Navier-Stokes equations for both liquids a Floquet analysis is performed which consistently takes into account the viscosities of the fluids. Using experimentally relevant values of the parameters we suggest to use this stabilization mechanism to provide controlled initial conditions for an experimental investigation of the Rayleigh-Taylor instability.

DOI: [10.1103/PhysRevE.75.016311](https://doi.org/10.1103/PhysRevE.75.016311)

PACS number(s): 47.20.Ma, 75.50.Mm

I. INTRODUCTION

The Rayleigh-Taylor instability [1–3] is a classical hydrodynamic instability [4] with relevance in such diverse fields as plasma physics, astrophysics, meteorology, geophysics, inertial confinement fusion, and granular media; for a review see, e.g., [5]. Generically this instability develops if a layer of liquid is superimposed to an immiscible and less dense liquid such that the potential energy of the system can be reduced by interchanging the liquids. Consequently, the initially plane interface between the liquids becomes unstable and the characteristic dimples and spikes develop resulting finally in a stable layering with the lighter fluid on top of the heavier one.

A quantitative experimental investigation of the Rayleigh-Taylor instability requires reliable control of the initial condition. Standard procedures like suddenly removed partitions between the fluids [6,7] or quickly turning the experimental cell upside down [8,9] clearly produce unpredictable initial perturbations. It is much more convenient to use some additional mechanism which first *stabilizes* the unstable layering of the liquids and may later be switched off instantaneously. It is well known that the Rayleigh-Taylor instability may be suppressed, e.g., by vertical oscillation of the system [10,11] and by appropriate temperature gradients [12]. The first mechanism is likely to induce uncontrolled initial surface deflections when stopped; in the second one it is difficult to abruptly switch off the stabilization.

In the present paper we investigate the possibility to stabilize a potentially Rayleigh-Taylor unstable system involving a magnetic fluid by external magnetic field. We will show that for experimentally relevant parameter values moderate field strengths which can easily be switched on and off are sufficient to achieve the desired stabilization.

Magnetic fluids are suspensions of ferromagnetic nanoparticles in carrier liquids which behave in external magnetic fields as superparamagnets [13]. For volume fractions of ferromagnetic particles and magnetic fields relevant to the present investigation their hydrodynamic properties are those of Newtonian liquids [14].

It is well known that a magnetic field parallel to the plane interface between a ferrofluid and a nonmagnetic fluid suppresses interface deflections with wave vector in the direction of the field [13,15]. This may be used to stabilize the Rayleigh-Taylor instability in two-dimensional situations where the interface is a line, as, e.g., in a Hele-Shaw cell. In the more natural three-dimensional setting in which we are interested here a static magnetic field parallel to the undisturbed interface is not sufficient to stabilize the flat interface since perturbation with wave vectors *perpendicular* to the magnetic field will still grow as in the absence of the field. We therefore propose to use a spatially homogeneous magnetic field *rotating* in the plane of the undisturbed interface and determine appropriate values of the field amplitude and rotation frequency. An alternative possibility is to use a static *inhomogeneous* magnetic field with the magnetic force counterbalancing gravity [16]. This method was used in [17] to investigate the two-dimensional (2D) Rayleigh-Taylor instability in a Hele-Shaw cell.

Before embarking upon the detailed analysis we would like to mention three characteristic features of our method. First, we will show that a rotating magnetic field is unable to suppress *all* possible unstable modes of the system. In fact it can only stabilize surface deflections with wavenumber modulus larger than some threshold value. Perturbations with very long wavelength are, however, not a serious problem in real experiments because these are suppressed automatically by the finite geometry of the sample. Second, it is well known that in analogy with the Faraday instability an oscillating magnetic field will induce *new* instabilities at wave numbers which without field were stable [18,19]. In our analysis we keep track of these unstable modes and determine the magnetic field strength such that no new instabilities may occur. For suppressing these new modes viscous losses in the liquids will be decisive which is the reason why the viscosities of the two liquids will be consistently taken into account in the analysis. Finally, due to the dispersed magnetic grains ferrofluids have usually comparatively high densities. We therefore specialize to the case in which the upper, heavier layer is formed by the magnetic fluid. This should be the typical situation in experiments. Nevertheless a similar analysis with analogous results is possible for the reverse situation with the ferrofluid at the bottom of the system superimposed by an even denser nonmagnetic liquid.

*Electronic address: rannacher@theorie.physik.uni-oldenburg.de

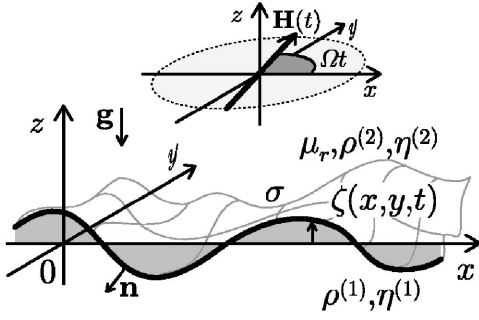


FIG. 1. Sketch of the system under consideration. A ferrofluid of relative permeability μ_r , density $\rho^{(2)}$, and viscosity $\eta^{(2)}$ is superimposed on a nonmagnetic fluid with density $\rho^{(1)} < \rho^{(2)}$ and viscosity $\eta^{(1)}$. The normal vector \mathbf{n} on the interface $\zeta(x, y, t)$ points into the nonmagnetic liquid. The vector \mathbf{g} denotes the gravitational acceleration, σ is the interface tension. The system is subjected to a horizontal rotating magnetic field $\mathbf{H}_0 = H_0(\cos(\Omega t), \sin(\Omega t), 0)$ with angular frequency Ω .

The paper is organized as follows. In Sec. II we collect the basic equations and boundary conditions. In Sec. III we linearize these equations around the reference state of a plane interface between the liquids. Section IV contains the Floquet theory to determine the boundaries separating stable from unstable regions in the parameter plane. After shortly discussing two approximate treatments of the fluid viscosities in Sec. V we present the results of our analysis in Sec. VI. Finally Sec. VII contains some discussion.

II. BASIC EQUATIONS

We consider a ferrofluid with density $\rho^{(2)}$ superimposed on a nonmagnetic fluid of lower density $\rho^{(1)} < \rho^{(2)}$, see Fig. 1. Both layers are assumed to be infinite in the horizontal as well as vertical direction. The densities and the respective viscosities $\eta^{(1)}$ and $\eta^{(2)}$ are taken to be constant. The liquids are immiscible and the interface between them is parametrized by $z = \zeta(x, y, t)$. We will study the stability of a flat interface which we take as the x - y plane of our coordinate system, the undisturbed interface is hence given by $\zeta(x, y, t) \equiv 0$. In the absence of a magnetic field this situation is unstable due to the Rayleigh-Taylor instability [1,2,4].

In the presence of an external magnetic field \mathbf{H} the magnetic fluid builds up a magnetization \mathbf{M} which is assumed to be a linear function of the field, $\mathbf{M} = \chi \mathbf{H}$, where χ denotes the susceptibility related to the relative permeability by $\mu_r = 1 + \chi$. Both liquids are subject to the homogeneous gravitational field acting in the negative z direction and to the interface tension σ acting at their common interface. The magnetic fluid is additionally influenced by the magnetic force density $(\mathbf{M} \nabla) \mathbf{H}$ resulting from the externally imposed spatially homogeneous magnetic field $\mathbf{H}_0 = H_0(\cos(\Omega t), \sin(\Omega t), 0)$ rotating with constant angular frequency Ω in the x - y plane.

The time evolution of the system is governed by the following set of equations. The incompressibility of both liquids gives rise to the continuity equations for the velocity fields $\mathbf{v}^{(j)}$

$$\nabla \cdot \mathbf{v}^{(j)} = 0, \quad (1)$$

with $j=1,2$ where here and in the following the lower (i.e., nonmagnetic) fluid parameters are denoted with superscript (1) and the higher (magnetic) ones with superscript (2). The hydrodynamic equations of motion are the Navier-Stokes equations

$$\rho^{(j)}(\partial_t + \mathbf{v}^{(j)} \cdot \nabla) \mathbf{v}^{(j)} = \nabla \cdot \mathbf{T}^{(j)} + \rho^{(j)} \mathbf{g}. \quad (2)$$

with $\mathbf{g} = (0, 0, -g)$ denoting the acceleration due to gravity and the stress tensors $\mathbf{T}_{\ell m}^{(j)}$ given by

$$\mathbf{T}_{\ell m}^{(j)} = - \left(p^{(j)} + \frac{\mu_0}{2} H^{(j)2} \right) \delta_{\ell m} + B_{\ell}^{(j)} H_m^{(j)} + \eta^{(j)} (\partial_{\ell} v_m^{(j)} + \partial_m v_{\ell}^{(j)}). \quad (3)$$

Here $p^{(j)}$ denotes the pressure in each liquid and $\mathbf{B}^{(j)} = \mu_0(\mathbf{H}^{(j)} + \mathbf{M}^{(j)})$ is the respective magnetic induction. Note that also the stress tensor for the nonmagnetic liquid contains contributions from the magnetic field which, however, is divergence-free and therefore does not give rise to a force density in the lower fluid.

For values of Ω relevant to the present investigation radiative effects are negligible and the magnetic field has to obey the magnetostatic Maxwell equations

$$\nabla \cdot \mathbf{B}^{(j)} = 0,$$

$$\nabla \times \mathbf{H}^{(j)} = 0. \quad (4)$$

In view of the second equation it is convenient to introduce scalar magnetic potentials $\Phi^{(j)}$ according to $\mathbf{H}^{(j)} = -\nabla \Phi^{(j)}$. These potentials then fulfill the Laplace equations

$$\nabla^2 \Phi^{(j)} = 0. \quad (5)$$

The above equation has to be supplemented by appropriate boundary conditions. Far from the interface the velocities must remain bounded,

$$\lim_{z \rightarrow \pm\infty} |\mathbf{v}^{(j)}| < \infty, \quad (6)$$

and the magnetic field must be equal to the externally imposed field,

$$\lim_{z \rightarrow \pm\infty} -\nabla \Phi^{(j)} = \mathbf{H}_0. \quad (7)$$

To formulate the boundary conditions at the interface $z = \zeta(x, y, t)$ we define the normal vector \mathbf{n} by

$$\mathbf{n} = - \frac{\nabla(z - \zeta(x, y, t))}{|\nabla(z - \zeta(x, y, t))|}. \quad (8)$$

The normal component of the stress tensor has to fulfill

$$\sum_{\ell, m} n_\ell \Delta T_{\ell m} n_m = -\sigma K, \quad (9)$$

where $K = \nabla \cdot \mathbf{n}$ is the local curvature of the interface and the symbol $\Delta \lambda \equiv \lambda^{(2)} - \lambda^{(1)}$ denotes here and in the following the difference in the value of the respective quantity slightly above and slightly below the interface. The tangential components of the stress tensor have to be continuous,

$$\sum_{\ell, m} t_\ell \Delta T_{\ell m} n_m = 0 \quad (10)$$

for all vectors \mathbf{t} perpendicular to \mathbf{n} . The motion of the interface is related to the velocity fields in the liquids by the kinematic condition

$$\partial_t \zeta + \mathbf{v}^{(j)} \cdot \nabla \zeta = v_z^{(j)}. \quad (11)$$

Finally, at the interface the normal component of \mathbf{B} and the tangential component of \mathbf{H} have to be continuous which gives rise to the following boundary conditions for the magnetic potentials at the interface:

$$\Phi^{(1)} = \Phi^{(2)},$$

$$\partial_n \Phi^{(1)} = \mu_r \partial_n \Phi^{(2)}. \quad (12)$$

III. LINEAR STABILITY ANALYSIS

The main purpose of the present work is to investigate whether the Rayleigh-Taylor instability can be suppressed with the help of a rotating magnetic field. We will hence study the linear stability of the reference state with a flat interface, $\zeta(x, y, t) \equiv 0$, in dependence on the magnetic field strength H_0 and the angular frequency Ω . The reference solution of the basic equations is given by

$$\begin{aligned} \mathbf{v}_0^{(j)} &= 0, & p_0^{(j)} &= -\rho^{(j)} g z, \\ \Phi_0 &= -H_0 (\cos(\Omega t)x + \sin(\Omega t)y). \end{aligned} \quad (13)$$

To investigate its stability we introduce as usual small perturbations

$$\begin{aligned} \mathbf{v}^{(j)} &= \mathbf{v}_0^{(j)} + \delta \mathbf{v}^{(j)}, & p^{(j)} &= p_0^{(j)} + \delta p^{(j)}, \\ \Phi^{(j)} &= \Phi_0 + \phi^{(j)}, \end{aligned} \quad (14)$$

and linearize the basic equations in these perturbations as well as in the interface deflection $\zeta(x, y, t)$. We will denote the components of the perturbed velocity vectors by $\delta \mathbf{v}^{(j)} = (u^{(j)}, v^{(j)}, w^{(j)})$. It is convenient to introduce dimensionless quantities according to

$$k \rightarrow k_{c, H=0} k,$$

$$t \rightarrow \left(\frac{\sigma}{g^3 \Delta \rho} \right)^{1/4} t,$$

$$p^{(j)} \rightarrow \sqrt{\Delta \rho g \sigma} p^{(j)},$$

$$H^2 \rightarrow \left(\frac{2}{\mu_0} \frac{\chi + 2}{\chi^2} \sqrt{\Delta \rho g \sigma} \right) H^2,$$

$$\rho^{(j)} \rightarrow \Delta \rho \rho^{(j)},$$

$$\eta^{(j)} \rightarrow \left(\frac{\Delta \rho \sigma^3}{g} \right)^{1/4} \eta^{(j)}, \quad (15)$$

where $k_{c, H=0} = \sqrt{\Delta \rho g / \sigma}$ is the critical wave number of the Rayleigh-Taylor instability for $H_0 = 0$.

The linearized set of basic equations (1), (2), and (5) then reads

$$\nabla \cdot \delta \mathbf{v}^{(j)} = 0, \quad (16)$$

$$\rho^{(j)} \partial_t \delta \mathbf{v}^{(j)} = -\nabla \delta p^{(j)} + \eta^{(j)} \nabla^2 \delta \mathbf{v}^{(j)} - 2 \frac{\chi + 2}{\chi} \nabla (\mathbf{H}_0^{(j)} \cdot \nabla \phi^{(j)}), \quad (17)$$

$$\nabla^2 \phi^{(j)} = 0. \quad (18)$$

In order to eliminate the pressure it is convenient to consider the z component of the curl curl, $\mathbf{e}_z \cdot \nabla \times (\nabla \times \dots)$, of Eq. (17) which is of the form

$$(\partial_t - \nu^{(j)} \nabla^2) \nabla^2 w^{(j)} = 0, \quad (19)$$

where we have introduced the kinematic viscosities $\nu^{(j)} = \eta^{(j)} / \rho^{(j)}$.

From the boundary conditions (6) and (7) we find

$$\lim_{z \rightarrow \pm \infty} w^{(j)} < \infty \quad (20)$$

and

$$\lim_{z \rightarrow \pm \infty} \partial_z \phi^{(j)} = 0. \quad (21)$$

The boundary conditions at the interface simplify under linearization. Generally we may replace the interface position $z = \zeta(x, y, t)$ by $z = 0$ to linear order in $\zeta(x, y, t)$. Therefore

the symbol Δ has now the more specific meaning $\Delta \lambda = \lim_{z \downarrow 0} \lambda^{(2)}(z) - \lim_{z \uparrow 0} \lambda^{(1)}(z)$. From (11) we then get

$$\partial_t \zeta = w^{(j)}|_{z=0} \quad (22)$$

implying

$$\Delta w = 0. \quad (23)$$

Moreover, the continuity of the flow field \mathbf{v} together with (16) gives rise to

$$\Delta \partial_z w = 0. \quad (24)$$

From (10) we find

$$\Delta[\eta(\nabla_{\perp}^2 - \partial_z^2)w] = 0. \quad (25)$$

Finally, linearization of (9) together with (17) yields

$$\begin{aligned} & \Delta\{[\rho \partial_t - \eta(3\nabla_{\perp}^2 + \partial_z^2)]\partial_z w\} \\ &= \nabla_{\perp}^2 \left((1 + \nabla_{\perp}^2)\zeta + 2\frac{\chi+2}{\chi} \mathbf{H}_0 \cdot \nabla \phi^{(2)}|_{z=0} \right), \end{aligned} \quad (26)$$

where the horizontal Laplace operator is defined by $\nabla_{\perp}^2 = \partial_x^2 + \partial_y^2$.

The magnetic boundary conditions (12) acquire the form

$$\Delta \phi = 0,$$

$$M_0(\cos(\Omega t)\partial_x \zeta + \sin(\Omega t)\partial_y \zeta) + \partial_z(\mu_r \phi^{(2)} - \phi^{(1)}) = 0. \quad (27)$$

To find a solution of the set of linearized equations (18) and (19) together with their boundary conditions we may exploit the invariance of the system under translations and rotations in the x - y plane. On the other hand we have to keep in mind its explicit time dependence reflected by the second boundary condition (27) for the magnetic field problem. An appropriate ansatz is therefore given by

$$\begin{pmatrix} \zeta(x, y, t) \\ w^{(j)}(x, y, z, t) \end{pmatrix} = \begin{pmatrix} \hat{\zeta}(t) \\ \hat{w}^{(j)}(z, t) \end{pmatrix} e^{ikx} \quad (28)$$

and

$$\phi^{(1)}(x, y, z, t) = \hat{\phi}(t) e^{ikx + kz}, \quad (29)$$

$$\phi^{(2)}(x, y, z, t) = \hat{\phi}(t) e^{ikx - kz}. \quad (30)$$

Equation (19) then acquires the form

$$[\partial_t - \nu^{(j)}(\partial_z^2 - k^2)](\partial_z^2 - k^2)\hat{w}^{(j)}(z, t) = 0. \quad (31)$$

Moreover the ansatzes (29) and (30) already fulfill (18) and (21) and the first of the boundary conditions (27). The second one yields

$$\hat{\phi}(t) = i\frac{\chi}{\chi+2} H_0 \hat{\zeta}(t) \cos(\Omega t), \quad (32)$$

which gives rise to

$$\mathbf{H}_0 \cdot \nabla \phi^{(2)}|_{z=0} = -\frac{\chi}{\chi+2} H_0^2 k \cos^2(\Omega t) \hat{\zeta}(t) e^{ikx}. \quad (33)$$

The boundary conditions (20) and (22)–(25) assume the form

$$\lim_{z \rightarrow \pm\infty} \hat{w}^{(j)} < \infty, \quad (34)$$

$$\partial_t \hat{\zeta} = \hat{w}^{(j)}|_{z=0}, \quad (35)$$

$$\Delta \hat{w} = 0, \quad (36)$$

$$\Delta \partial_z \hat{w} = 0, \quad (37)$$

$$\Delta[\eta(k^2 + \partial_z^2)\hat{w}] = 0 \quad (38)$$

and, using also (33),

$$\begin{aligned} & \Delta\{[\rho \partial_t - \eta(\partial_z^2 - 3k^2)]\partial_z \hat{w}\} \\ &= [-1 + H_0^2(1 + \cos(2\Omega t))k + k^2]k^2 \hat{\zeta}. \end{aligned} \quad (39)$$

We now invoke Floquet theory [20,21] to solve this system of linear differential equations with time periodic boundary conditions for the amplitudes $\hat{w}^{(j)}(z, t)$ and $\hat{\zeta}(t)$.

IV. FLOQUET THEORY

In order to analyze the stability of the flat interface we employ the following Floquet ansatz for the time dependence of the interface perturbation amplitude $\hat{\zeta}$ and the z component of the velocity $\hat{w}^{(j)}$:

$$\{\hat{\zeta}(t), \hat{w}^{(j)}(z, t)\} = e^{(\alpha+i\beta)\Omega t} \sum_n \{\tilde{\zeta}_n, \tilde{w}_n^{(j)}(z)\} e^{2in\Omega t}, \quad (40)$$

where $\alpha+i\beta$ is the Floquet exponent. Here α is a real number and negative α describes stable situation whereas positive α signals an instability of the reference state. The imaginary part β of the Floquet exponent is either zero or one and distinguishes between harmonic ($\beta=0$) and subharmonic ($\beta=1$) response of the system [20]. Plugging (40) into (31) we find

$$(\partial_z^2 - q_n^{(j)2})(\partial_z^2 - k^2)\tilde{w}_n^{(j)}(z) = 0, \quad (41)$$

where

$$q_n^{(j)} = \sqrt{k^2 + \frac{\alpha + i(\beta + 2n)}{\nu^{(j)}} \Omega}. \quad (42)$$

Equation (41) has the solution

$$\tilde{w}_n^{(j)}(z) = A_n^{(j)} e^{kz} + B_n^{(j)} e^{-kz} + D_n^{(j)} e^{q_n^{(j)}z} + C_n^{(j)} e^{-q_n^{(j)}z}, \quad (43)$$

where the constants $A_n^{(j)}, \dots, D_n^{(j)}$ can be determined with the help of the boundary conditions (34)–(38). As a result the amplitude of the z component of the velocity may be expressed in terms of the interface amplitude $\tilde{\zeta}_n$ according to

$$\tilde{w}_n^{(2)} = (\tilde{B}_n e^{-kz} + \tilde{D}_n e^{-q_n^{(2)}z}) \tilde{\zeta}_n,$$

$$\tilde{w}_n^{(1)} = (\tilde{A}_n e^{kz} + \tilde{C}_n e^{q_n^{(1)}z}) \tilde{\zeta}_n, \quad (44)$$

where

$$\begin{aligned}
 \tilde{A}_n &= \frac{-\Delta\eta k^4 - (\eta^{(1)}q_n^{(1)} + \eta^{(2)}q_n^{(2)})q_n^{(1)}q_n^{(2)2} - \eta^{(1)}\Delta q_n^2 k^2 + \eta^{(2)}(q_n^{(1)} + q_n^{(2)})[k^3 + (k - q_n^{(2)})q_n^{(2)}k]}{(k - q_n^{(1)})[\eta^{(2)}(k + q_n^{(2)}) + \eta^{(1)}(k + q_n^{(1)})]} \nu^{(2)}, \\
 \tilde{B}_n &= \frac{\Delta\eta k^3 + (\eta^{(1)}q_n^{(1)} + \eta^{(2)}q_n^{(2)})k^2 + [\eta^{(1)}(k + q_n^{(1)}) + \eta^{(2)}(k + q_n^{(2)})]q_n^{(2)2} + 2\eta^{(1)}q_n^{(1)}q_n^{(2)}k}{\eta^{(2)}(k + q_n^{(2)}) + \eta^{(1)}(k + q_n^{(1)})} \nu^{(2)}, \\
 \tilde{C}_n &= \frac{(\eta^{(1)}k + \eta^{(2)}q_n^{(2)})(q_n^{(2)2} - k^2)}{(k - q_n^{(1)})[\eta^{(2)}(k + q_n^{(2)}) + \eta^{(1)}(k + q_n^{(1)})]} 2k\nu^{(2)}, \\
 \tilde{D}_n &= -\frac{(\eta^{(1)}q_n^{(1)} + \eta^{(2)}k)(k + q_n^{(2)})}{\eta^{(2)}(k + q_n^{(2)}) + \eta^{(1)}(k + q_n^{(1)})} 2k\nu^{(2)}. \tag{45}
 \end{aligned}$$

Finally, using these results in (39) we find a relation of the form

$$\sum_{n=-\infty}^{\infty} \left\{ W_n \tilde{\zeta}_n - H_0^2 \left[\tilde{\zeta}_n + \frac{1}{2}(\tilde{\zeta}_{n-1} + \tilde{\zeta}_{n+1}) \right] \right\} k^3 e^{[\alpha + i(\beta + 2n)\Omega]t} = 0. \tag{46}$$

Since this equation has to hold for all values of t all coefficients in the curly brackets must vanish separately. We therefore end up with an infinite homogeneous system of linear equations for the amplitudes $\tilde{\zeta}_n$ in which the off-diagonal terms arise due to the time dependence in (39). Nontrivial solutions for the $\tilde{\zeta}_n$ require that the determinant of the coefficient matrix vanishes which yields the desired relation between the parameters of the problem, H_0 , k and α . In the present investigation we are mainly interested in the stability boundaries in the parameter plane. We therefore specialize to the case $\alpha=0$ and find for the coefficients W_n in (46)

$$\begin{aligned}
 W_n &= \frac{1}{k^3} \{ -i(2n + \beta)\Omega[\rho^{(2)}(k\tilde{B}_n + q_n^{(2)}\tilde{D}_n) \\
 &+ \rho^{(1)}(k\tilde{A}_n + q_n^{(1)}\tilde{C}_n)] + \eta^{(2)}(k^3\tilde{B}_n + q_n^{(2)3}\tilde{D}_n) \\
 &+ \eta^{(1)}(k^3\tilde{A}_n + q_n^{(1)3}\tilde{C}_n) \} + \frac{1}{k} \{ -3[\eta^{(2)}(k\tilde{B}_n + q_n^{(2)}\tilde{D}_n) \\
 &+ \eta^{(1)}(k\tilde{A}_n + q_n^{(1)}\tilde{C}_n)] + 1 - k^2 \}. \tag{47}
 \end{aligned}$$

To exploit the solvability condition for a numerical determination of the stability boundaries we have to truncate the infinite system of linear equations at some finite value n_{\max} of n . Comparing the results for different values of n_{\max} the accuracy of the procedure may be estimated. For the results presented in Sec. VI we have used $n_{\max}=19$, i.e., we have included 39 terms, $-19 \leq n \leq 19$.

V. SPECIAL CASES

Before presenting explicit results of our analysis for experimentally relevant parameter values it is instructive to consider two limiting cases for which alternative approaches

are available. Let us first discuss the situation of ideal liquids, $\eta^{(1)} = \eta^{(2)} = 0$. Using (31), (35), and (36) we may then express $\hat{w}^{(j)}$ in terms of $\hat{\zeta}$. Plugging the result into the boundary condition (39) we obtain the following Mathieu equation for the amplitude of the surface deflection $\hat{\zeta}(t)$:

$$\partial_t^2 \hat{\zeta} + \frac{\hat{\zeta}}{\rho_1 + \rho_2} [-k + H_0^2 k^2 + k^3 + H_0^2 k^2 \cos(2\Omega t)] = 0. \tag{48}$$

From the standard stability chart of the Mathieu equation [22] we are now able to determine the threshold for the amplitude H_0 of the external field necessary to stabilize interface deflections with wavenumber modulus k . However, since most ferrofluids are rather viscous this theory will not adequately describe the experimental situation.

A standard approach [23,24] to approximately incorporate the influence of viscosity is to assume that the dominant contribution to viscous damping originates far from the interface in the bulk of the fluids where the flow field is identical to the one of ideal liquids. One may then derive a damped Mathieu equation for the amplitudes of the interface deflection of the form

$$\partial_t^2 \hat{\zeta} + 2\gamma \partial_t \hat{\zeta} + \frac{\hat{\zeta}}{\rho_1 + \rho_2} [-k + H_0^2 k^2 + k^3 + H_0^2 k^2 \cos(2\Omega t)] = 0, \tag{49}$$

where the damping constant γ is given by

$$\gamma = 2 \frac{\eta_1 + \eta_2}{\rho_1 + \rho_2} k^2. \tag{50}$$

Since the damped Mathieu equation may be mapped on the undamped one [22] we may again employ the stability chart of the Mathieu equation to discuss the stabilization of a surface deflection mode with wave vector modulus k in the presence of small damping.

From the analysis of related instabilities it is known that this phenomenological approach to include viscosity may give wrong results for at least some of the relevant quantities even for small viscosities [21,25]. It is therefore instructive

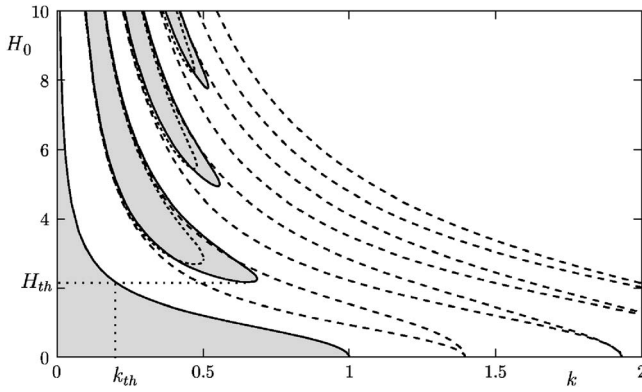


FIG. 2. Stability chart in the plane spanned by the dimensionless wavenumber k and the magnetic field amplitude H_0 for the flat interface between a ferrofluid and a nonmagnetic fluid in a rotating magnetic field. The dimensionless angular frequency of the magnetic field is $\Omega=0.69$ corresponding to $f=10$ Hz, the remaining parameters are as given in the main text. The full lines separating the white regions of stability from the gray regions of unstable combinations derive from a numerical solution of (46). For comparison also the results of the inviscid theory building on (48) and of the approximate treatment of viscosity related to (49) are included as long and short dashed lines, respectively. The threshold values of the magnetic field and wave number are $H_{th}=2.2$ and $k_{th}=0.2$ corresponding in physical units to and $\lambda_{th} \approx 3.7$ cm.

to compare the outcome of this approach in the present context with the results of our complete treatment.

VI. RESULTS

In this section we display detailed results of our analysis for a typical experimental combination of a ferrofluid and an immiscible nonmagnetic fluid which has been used in a related experimental investigation [26]. The fluid parameters are as follows: $\rho^{(2)}=1690$ kg m $^{-3}$, $\eta^{(2)}=0.14$ Pa s, $\chi=2.6$, $\rho^{(1)}=800$ kg m $^{-3}$, $\eta^{(1)}=0.005$ Pa s, and $\sigma=0.012$ N m $^{-1}$. For the capillary length $\lambda_c=2\pi/k_{c,H=0}$ we then obtain $\lambda_c \approx 7$ mm. The dimensionless magnetic field amplitude $H_0=1$ corresponds to a field of $H_0=3.3$ kA m $^{-1}$, $\Omega=1$ corresponds to a field rotating with frequency $f=14.6$ Hz.

In Figs. 2 and 3 we show the regions of instability of the flat interface in the $k-H_0$ plane. For $H_0=0$ all perturbations are unstable for which the modulus of the wave vector is smaller than 1 [in our dimensionless units, cf. (15)], which is the well-known trademark of the Rayleigh-Taylor instability. Increasing H_0 from zero the interval of unstable wavenumbers shrinks and hence more and more long-wave perturbations may be stabilized. However, if H_0 gets larger than a threshold value H_{th} the parametric excitation due to the time-dependent magnetic field gives rise to new instabilities at higher wavenumbers. Since these additional unstable modes are clearly unwanted H_0 must remain below this threshold value H_{th} . Correspondingly there is a threshold k_{th} for the wavenumber modulus such that perturbations with $k < k_{th}$ cannot be stabilized with the help of the magnetic field. As we will detail in Sec. VII these modes have to be stabilized by lateral boundary conditions. We note that with decreasing

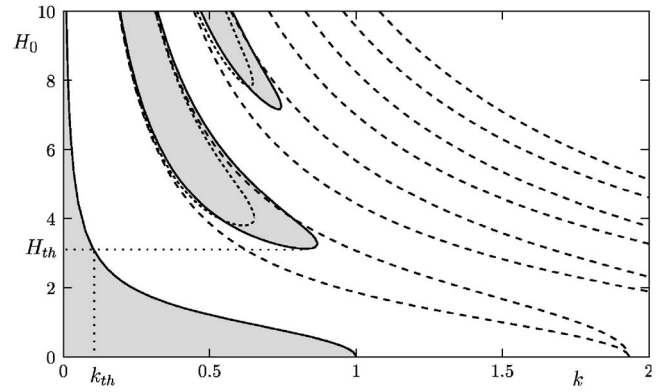


FIG. 3. Same as Fig. 2 for an angular frequency of $\Omega=1.37$ ($f=20$ Hz). Due to the higher frequency the influence of the viscosity is stronger giving rise to the threshold values $H_{th}=3.1$ and $k_{th}=0.1$ corresponding to $H_{th} \approx 10.3$ kA m $^{-1}$ and $\lambda_{th} \approx 7.4$ cm.

Ω the tongues of instability move closer together and come nearer to the k axis implying $H_{th} \rightarrow 0$ and $k_{th} \rightarrow 1$ for $\Omega \rightarrow 0$.

It is clearly seen from the figures that the stability regions are strongly influenced by the viscosity of the liquids. In the inviscid theory the tongues of instability all reach the k axis implying that any rotating magnetic field would induce new unstable modes at values of k that were stable in the absence of the field. Therefore a complete suppression of the Rayleigh-Taylor instability would be impossible. It is also apparent that for realistic parameter combinations the phenomenological inclusion of viscosity in the theoretical description as discussed in the previous section may give results which significantly differ from the complete theory. This is similar to the analysis of the Faraday instability performed in [21].

Figures 4 and 5 display the dependence of the threshold values H_{th} and k_{th} on the angular frequency Ω of the field. Clearly H_{th} increases and k_{th} decreases with increasing Ω as exemplified also by a comparison between Figs. 2 and 3. For the parameters considered an increase in Ω beyond $\Omega=2$ does not significantly reduce k_{th} any more.

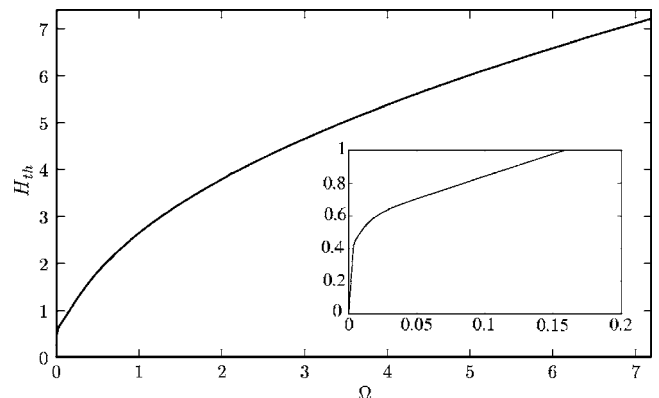


FIG. 4. Threshold value H_{th} of the magnetic field amplitude H_0 as function of the angular frequency Ω of the field for the parameters given in the main text. The displayed interval $\Omega=1, \dots, 7$ corresponds in physical units to $f \approx 15-100$ Hz. The inset shows a blowup of the steep increase of H_{th} for small values of Ω .

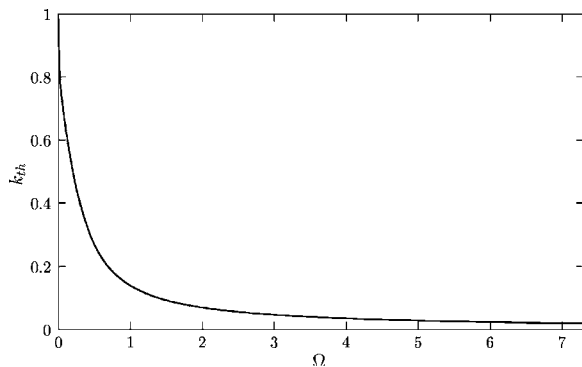


FIG. 5. Similarly to Fig. 4 the threshold value k_{th} of the wave-number modulus k is shown as function of the angular frequency Ω of the field.

Finally, Fig. 6 combines Figs. 4 and 5 and shows the relation between the two threshold values H_{th} and k_{th} .

VII. DISCUSSION

In the present paper we have investigated the possibility to stabilize a layering of a ferrofluid and a nonmagnetic fluid which were potentially unstable due to the Rayleigh-Taylor instability by a spatially homogeneous magnetic field rotating in the plane of the undisturbed interface. Special emphasis was put on an exact treatment of the influence of the viscosities by starting from the complete set of Navier-Stokes equations for both liquids. This is a significant improvement of the inviscid theory. Moreover, our results clearly show that the approach is for experimentally relevant parameter values also superior to a standard phenomenological procedure to include viscous effects using the inviscid flow field which was already shown to fail in the related cases of the Faraday instability [21] and the Richtmyer-Meshkov instability [25].

The trademark of the Rayleigh-Taylor instability is a band of unstable wavenumbers extending from $k=0$ up to a threshold value k_{th} which in the absence of magnetic effects is given by the capillary wavelength $k_c = \sqrt{\Delta\rho g / \sigma}$. The main result of the present investigation is that k_{th} may be reduced roughly by a factor of 10 with the help of a rotating magnetic field of experimentally easily accessible amplitude and frequency. As expected the stabilization works best for ferrofluids with high susceptibility χ which, however, have also high densities increasing in turn k_c .

In order to provide a clean initial condition for an experimental study of the onset of the Rayleigh-Taylor instability one has also to stabilize the modes with $k \leq k_{th}$. One way to accomplish this suppression may be to use the boundary condition of a finite geometry, i.e., by pinning the contact line between the liquids at the boundary of the sample. In this way all long wavenumber modes with $k < k_{bc}$ are stabilized. Here k_{bc} is determined by the linear extension L of the sample and roughly given by $k_{bc} \approx \pi/L$. Modes with $k > k_{c,H=0}$ are suppressed by surface tension. If one is able to temporarily stabilize the remaining modes by the rotating magnetic field, i.e., if one is able to realize $k_{th} < k_{bc}$ the flat interface is stable. Switching off the magnetic field at a given

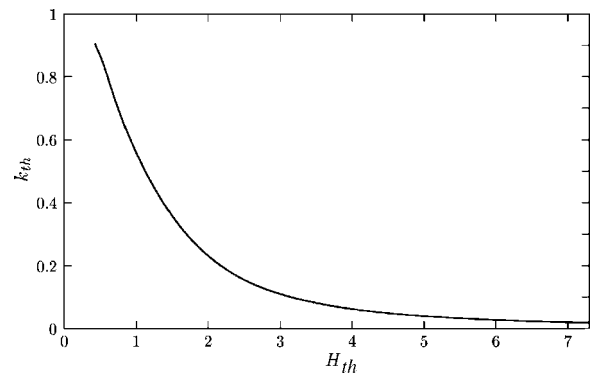


FIG. 6. Threshold value k_{th} of the wave number k versus threshold value H_{th} of the magnetic field amplitude H_0 , again for the special set of parameters given in the main text.

time all modes with $k_{bc} < k < 1$ will become unstable. Since it is easily possible to realize values of k_{th} significantly smaller than k_{max} , the wavenumber with largest growth rate in the absence of the field, the ensuing Rayleigh-Taylor instability should closely resemble the case without lateral boundary conditions. To be precise it should be emphasized that our theoretical analysis is for infinite layers only and does not take into account the influence of lateral boundary conditions. However, the relevant values of H_{th} and k_{th} will only marginally be modified. For an order of magnitude estimate let us consider a cylindrical vessel of diameter $d=5$ cm. Pinning the contact line at the boundary the instability of modes with dimensionless wavenumber $k < k_{bc} \approx 0.11$ will be suppressed. On the other hand a rotating magnetic field with amplitude $H_0 \approx 10$ kA m⁻¹ and frequency $f=20$ Hz realizes $k_{th} \approx 0.1$ (cf. Fig. 3). Switching off the magnetic field all modes with $k_{bc} < k < 1$ will become unstable. For the above example this includes the first eight cylindrical modes which should allow a rather accurate study of the Rayleigh-Taylor instability.

Another experimental issue concerns the preparation of the initial state: How should the heavier fluid be added on top of the lighter one? With the plane interface being stable in the presence of the rotating field, in principle, all methods used to layer a lighter liquid on top of a heavier one should work also for the present system provided the rotating field is present from the very beginning. One may hence think of pre-cautiously adding the ferrofluid through a small capillary in the center of the cylindrical beaker. In the initial phase an additional static inhomogeneous magnetic field may be included. On the other hand, the Helmholtz coils used to produce the rotating field can be air-core coils and therefore it might also be practical to first prepare the inverse layering (ferrofluid at the bottom) and then to turn the complete experimental apparatus upside down. This procedure would also allow a rapid rerun of the experiment.

We hope that our theoretical study may stimulate experimental work along these lines.

ACKNOWLEDGMENTS

We would like to thank Konstantin Morozov, Ingo Rehberg, and Ralf Stannarius for helpful discussions.

- [1] Lord Rayleigh, *Scientific Papers* (Cambridge University Press, Cambridge, 1900), Vol. 2, pp. 200–207.
- [2] G. I. Taylor, Proc. R. Soc. London, Ser. A **201**, 192 (1950).
- [3] D. J. Lewis, Proc. R. Soc. London, Ser. A **202**, 81 (1950).
- [4] S. Chandrasekhar, *Hydrodynamic and Hydromagnetic Stability* (Oxford University Press, Oxford, 1961).
- [5] D. H. Sharp, Physica D **12**, 3 (1984).
- [6] P. F. Linden and J. M. Redondo, Phys. Fluids A **3**, 1269 (1991).
- [7] S. B. Dalziel, P. F. Linden, and D. L. Youngs, J. Fluid Mech. **399**, 1 (1999).
- [8] M. S. Plesset and C. G. Whipple, Phys. Fluids **17**, 1 (1974).
- [9] A. Lange, M. Schröter, M. A. Scherer, and I. Rehberg, Eur. Phys. J. B **4**, 475 (1998).
- [10] G. H. Wolf, Phys. Rev. Lett. **24**, 9 (1970).
- [11] G. H. Wolf, Z. Phys. **227**, 291 (1969).
- [12] J. M. Burgess, A. Juel, W. D. McCormick, J. B. Swift, and H. L. Swinney, Phys. Rev. Lett. **86**, 1203 (2001).
- [13] R. E. Rosensweig, *Ferrohydrodynamics* (Cambridge University Press, Cambridge, 1985).
- [14] S. Odenbach, J. Phys.: Condens. Matter **16**, 1135 (2004).
- [15] M. D. Cowley and R. E. Rosensweig, J. Fluid Mech. **30**, 671 (1967).
- [16] R. E. Zelazo and J. R. Melcher, J. Fluid Mech. **39**, 1 (1969).
- [17] P. Carlès, Z. Huang, G. Carbone, and C. Rosenblatt, Phys. Rev. Lett. **96**, 104501 (2006). Note that the method discussed in this paper uses classical fluids mixed with paramagnetic salts and therefore allows to use a large variety of liquids.
- [18] Y. Fautrelle and A. D. Sneyd, J. Fluid Mech. **375**, 65 (1998).
- [19] T. Mahr and I. Rehberg, Europhys. Lett. **43**, 23 (1998).
- [20] D. W. Jordan and P. Smith, *Nonlinear Ordinary Differential Equations*, 3rd ed. (Oxford University Press, Oxford, 1999).
- [21] K. Kumar and L. S. Tuckerman, J. Fluid Mech. **279**, 49 (1994); K. Kumar, Proc. R. Soc. London, Ser. A **452**, 1113 (1996).
- [22] M. Abramowitz and I. A. Stegun, *Handbook of Mathematical Functions* (Dover, New York, 1972).
- [23] H. Lamb, *Hydrodynamics*, 6th ed. (Dover, New York, 1932), Sec. 348.
- [24] L. D. Landau and E. M. Lifschitz, *Hydrodynamik* (Akademie-Verlag, Berlin, 1991), Sec. 25.
- [25] P. Carlès and S. Popinet, Eur. J. Mech. B/Fluids **21**, 511 (2002).
- [26] G. Pacitto, C. Flament, J.-C. Bacri, and M. Widom, Phys. Rev. E **62**, 7941 (2000).