

Jamming coverage in competitive random sequential adsorption of a binary mixture

M. Kamrul Hassan,^{1,2} Jürgen Schmidt,¹ Bernd Blasius,¹ and Jürgen Kurths¹

¹*Department of Physics, University of Potsdam, Postfach 601553, D-14415 Potsdam, Germany*

²*Department of Physics, Theoretical Physics Division, University of Dhaka, Dhaka 1000, Bangladesh*

(Received 21 December 2001; published 4 April 2002)

We propose a generalized car parking problem where cars of two different sizes are sequentially parked on a line with a given probability q . The free parameter q interpolates between the classical car parking problem of only one car size and the competitive random sequential adsorption (CRSA) of a binary mixture. We give an exact solution to the CRSA rate equations and find that the final coverage, the jamming limit of the line, is always larger for a binary mixture than for the unisized case. The analytical results are in good agreement with our direct numerical simulations of the problem.

DOI: 10.1103/PhysRevE.65.045103

PACS number(s): 02.50.Ey, 05.20.Dd, 68.43.Mn, 81.10.Jt

The adsorption of particles onto a solid substrate is a common phenomenon and it is of wide interest in physics, chemistry, biology, and in other branches of science and technology. Examples include adsorption of gas molecules, colloidal particles, polymer chains, bacteria, proteins, and latex particles [1–3]. Due to its wide range of applications, adsorption has been studied experimentally, numerically, and analytically (see [4] for review).

The simplest model one can think of, still capturing the generic features of the adsorption phenomenon, is the kinetics of random sequential adsorption (RSA) of particles of a fixed size on a D -dimensional substrate. The one-dimensional (1D) continuum version of the RSA process is popularly known as the random car parking (RCP) problem [5]. In comparison to monolayer growth by RSA of monodisperse particles, very little attention has been given to the monolayer growth by two or more species of different size although the latter problem is much closer to the real life situation than the former. Nonetheless, there has been an increasing interest in the study of RSA of mixtures of different degree [6–12]. In the context of 1D lattice models, Epstein was the first to notice that the rate equation approach may be extended for RSA of k -mers of different lengths [13]. Later Evans further remarked that using an appropriate limit the solution of the lattice model can be extended to its continuum counterpart [14]. Nevertheless to date there is no exact analytical solution for mixtures of a finite number of species. It is worth mentioning that the problem is simplified in two extreme cases, namely, the RSA of unisized particles and that of a mixture of particles obeying a power-law size distribution [10]. In the former case the ultimate structure in the long time limit is described by the jamming coverage, whereas in the latter case the resulting monolayer is uniquely quantified by the fractal dimension D_f . The complexity arises in between these two extreme cases when the mixture contains more than one specie. The competitive random sequential adsorption (CRSA) of a binary mixture has recently received new interest in the literature [11,12], where the properties of the jamming coverage obtained in analytical continuum models and their lattice counterpart have been discussed controversially [11].

In this Rapid Communication, we study the CRSA of a binary mixture on a one-dimensional substrate, i.e., the gen-

eralization of the classical RCP problem to two car species. To this end we develop an analytical model in terms of rate equations for the gap size distribution function and compute exact expressions for the jamming limit of both particle species, for a size ratio ≤ 2 . We compare our results to direct numerical simulations of the CRSA process.

One time step of the CRSA process for a binary mixture is defined as follows.

(i) A particle is selected to be deposited on the substrate: With probability q the size of the particle is σ and with probability $p = 1 - q$ its size is $m\sigma$, where $m > 1$ is the size ratio of the two particle species.

(ii) Randomly a position is chosen on the substrate.

(iii) The particle is deposited on the substrate if this position is not occupied by another particle and if there is no overlap with particles left and right to the position.

(iv) The process is repeated until no more gaps with size larger than σ are left on the substrate.

Our main results are as follows. The jamming coverage of the binary mixture always exceeds its monodisperse counterpart. The dynamics close to the jamming limit is governed by the dynamics of the smaller species. The total number density, as well as the number density of the smaller particles, reach their asymptotic values algebraically, following Feder's law [3]. The large particles reach their asymptotic coverage exponentially, with a decay constant $\sim (m - 1)q$, multiplied by an algebraic prefactor t^{-1} .

We define the gap size distribution function

$$P(x, t) = \frac{\sigma}{L} N(x, t), \quad (1)$$

where $N(x, t)$ is the total number of gaps with size x (say, in an interval $[x, x + dx]$) at time t on a substrate with length L . We scale length and time as

$$x \rightarrow \frac{x}{\sigma}, \quad t \rightarrow t \frac{\alpha}{L/\sigma}, \quad (2)$$

where α is the rate of particles brought to the substrate. In the limit $L \rightarrow \infty$, keeping the particle inflow rate per unit length α/L fixed, the time evolution of the gap size distribution function is then described by the dimensionless rate equations

$$\begin{aligned} \frac{\partial P(x,t)}{\partial t} &= -(x - \{mp + q\})P(x,t) + 2q \int_{x+1}^{\infty} P(y,t) dy \\ &+ 2p \int_{x+m}^{\infty} P(y,t) dy \\ &\text{for } m < x < \infty, \end{aligned} \quad (3)$$

$$\begin{aligned} \frac{\partial P(x,t)}{\partial t} &= -q(x-1)P(x,t) + 2q \int_{x+1}^{\infty} P(y,t) dy \\ &+ 2p \int_{x+m}^{\infty} P(y,t) dy \\ &\text{for } 1 < x \leq m, \end{aligned} \quad (4)$$

$$\begin{aligned} \frac{\partial P(x,t)}{\partial t} &= 2q \int_{x+1}^{\infty} P(y,t) dy + 2p \int_{x+m}^{\infty} P(y,t) dy \\ &\text{for } 0 < x \leq 1. \end{aligned} \quad (5)$$

These equations describe a RSA process with two particle species competing for adsorption. The strength of competition is determined by q . The free parameters of the model are q and m .

To solve the kinetic Eqs. (3)–(5), we seek a solution in the domain $x > m$ of the form

$$P(x,t) = A(t)e^{-(x-\bar{\sigma})t}, \quad (6)$$

where the average size of incoming particles is expressed as

$$\bar{\sigma} \equiv mp + q \quad (7)$$

and $A(t)$ is to be determined. Substituting Eq. (6) into Eq. (3) we obtain

$$\frac{d \ln A(t)}{dt} = 2q \frac{e^{-t}}{t} + 2p \frac{e^{-mt}}{t}. \quad (8)$$

At the beginning of the RSA process the number per unit length of gaps of any length x is zero. Also, initially there is only one gap of the size of the substrate. Solving Eq. (8) subject to these initial conditions, i.e.,

$$\int_0^{\infty} dx P(x,0) = 0, \quad \lim_{t \rightarrow 0} \int_0^{\infty} dx x P(x,t) = 1 \quad (9)$$

gives

$$A(t) = t^2 F(t), \quad (10)$$

where

$$F(t) = \exp \left[-2 \int_0^t du \frac{q(1 - e^{-u}) + p(1 - e^{-mu})}{u} \right]. \quad (11)$$

Thus, the solution for the gap size distribution function for gaps $x > m$ is

$$P(x,t) = t^2 F(t) e^{-(x-\bar{\sigma})t}, \quad x > m. \quad (12)$$

In the case $m \leq 2$ only the solution (12) for $x > m$ contributes to the integrals in Eq. (4). Thus, in this case a solution in the domain $1 < x \leq m$ can be derived in the form

$$P(x,t) = B(x,t) e^{-q(x-1)t}. \quad (13)$$

The result is ($1 < x \leq m$)

$$P(x,t) = 2e^{-q(x-1)t} \int_0^t ds F(s) s (q e^{(mp-1)s} + p e^{-qms}) e^{-xps}. \quad (14)$$

For $m > 2$ the yet unknown solution to Eq. (4) contributes to the integrals in that equation as well, and thus, the integration of the equation is more difficult.

From the knowledge of the gap size distribution function in the domain $x > 1$ we find the total coverage $\theta_T(t)$ by the adsorbing particles at time t ,

$$\theta_T(t) = 1 - \int_0^{\infty} x P(x,t) dx. \quad (15)$$

For $0 < q < 1$ the total coverage $\theta_T(t) = \theta_S(t) + \theta_L(t)$ has contributions by the small particles $\theta_S(t)$ and large particles $\theta_L(t)$. Practically, we first compute the time derivative $\dot{\theta}_T(t)$, using Eqs. (3)–(5). Then we formulate the resulting expression in terms of $P(x,t)$ in the domains $x > m$ (12) and $1 < x \leq m$ (14) alone, by means of partial integrations. Thus, the solution to the rate equations for $x < 1$ is not needed. The contribution of the small particles $\theta_S(t)$ to the coverage at time t is

$$\begin{aligned} \theta_S(t) &= 2 \int_0^t ds F(s) s e^{(m-1)ps} (q e^{-s} + p e^{-ms}) \\ &\times \left(\frac{e^{[-(m-1)(ps+qt)]} - 1}{ps+qt} - \frac{e^{-(m-1)s} - 1}{s} \right) + q \int_0^t F(s) \\ &\times [1 + (m-1)s] e^{-(m-1)qs} ds, \end{aligned} \quad (16)$$

and the large particles contribute

$$\theta_L(t) = pm \int_0^t F(s) e^{-(m-1)qs} ds. \quad (17)$$

We calculate the jamming limit of our model by numerical integration of Eqs. (16) and (17). For $m = 1$, we recover the classical RCP result [5],

$$\theta_T(t) = \int_0^t F(s) ds, \quad (18)$$

which equals $\theta_R = 0.74759 \dots$ (the Renyi-limit) for $t \rightarrow \infty$.

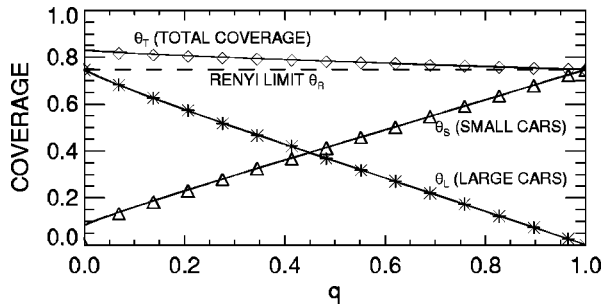


FIG. 1. Coverage in the jamming limit vs q for $m=1.5$, with the respective contributions from small and large particles. Symbols represent simulation results, lines the analytical solution (16) and (17). Simulations were carried out for a substrate length of 10 000 small cars, each symbol is an average over 20 independent realizations.

To test our analytic results we simulate the CRSA problem on a computer. Naturally, the simulations restrict on finite substrate lengths L . However, for sufficiently large lengths $L \gg \sigma$ the effects of finite L are small. The algorithm we use follows literally the steps (i)–(iv) described above. The time scale in the simulations is set by the number of particles brought to the substrate (successful or not). This discrete “loop index” i relates to the time scale of the rate equations t as

$$t = i \frac{\sigma}{L}. \quad (19)$$

Using this time scale and expressing all lengths in the simulation in terms of σ , the simulation results can be directly compared to the solution to the rate equations and Eqs. (16) and (17) for the jamming limit.

In Fig. 1 results for the jamming coverage are shown for the case $m=1.5$, where the parameter q is varied. In general, we find an excellent agreement between simulation and theory. The total coverage is found to be always larger for binary mixtures ($q \neq 0, q \neq 1$) than for the unisized case ($q=0$ or $q=1$). Also, the contribution of the small cars to the jamming limit does not vanish as $q \rightarrow 0$. This is intuitively clear, since for a very small q first the large particles may reach the Renyi limit θ_R , while the small particles then have time to gradually fill the remaining gaps. The CRSA process is particularly effective in covering the substrate for small q and hence there is a sudden jump from $\theta_T(q=0)$ to $\theta_T(q=0^+)$.

The highest coverages are obtained for small q and a large size ratio m of the binary mixture (see Fig. 2). In this case the large particles rapidly cover a fraction θ_R of the substrate, while the small particles then fill again the same fraction of the remaining gaps. In this sense the adsorption processes of large and small particles decouple in the limit $q \rightarrow 0$. Then the maximum possible coverage $\theta_{max} = \theta_R(2 - \theta_R) = 0.937$ may be reached in the limit $m \rightarrow \infty$. The simulation with $m=20$ shown in Fig. 2 is already very close to this limit. Our theoretical solution for the gap size distribution function restricts on the domain $m \leq 2$, thus no theory curve is plotted for the latter simulation. As q increases the coverage θ_T de-

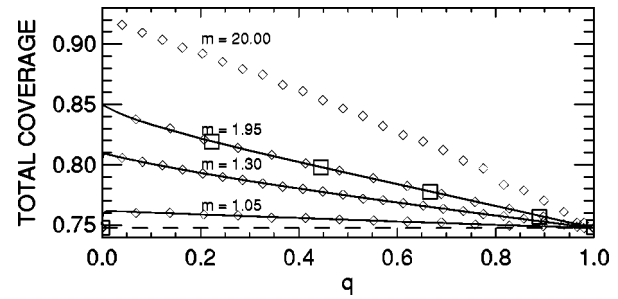


FIG. 2. The total coverage vs q for various values of m . Diamond symbols refer to simulations with a substrate length of 10 000 small cars, and for the case $m=1.95$ results from a simulation with $L=5000$ are shown for comparison as square symbols.

creases due to increasing strength of competition for adsorption between the two species. This can be explained as follows. Every time a small particle wins in the competition it occupies less territory than a large particle would. Moreover, every occupation by the smaller specie creates an exclusion zone for further adsorption of larger particles. In the limit $q \rightarrow 1$ once again the two processes decouple but now the remaining gaps are smaller than the large particles and the symmetry is broken, i.e., $\theta_T(q \rightarrow 0) \neq \theta_T(q \rightarrow 1)$. Note, that the CRSA model has no smooth transition in the limit $m \rightarrow \infty$ to the competitive adsorption model of a binary mixture of point particles and finite sized particles; the small particles of finite length will always occupy a fraction θ_R of the gaps between the large particles. Thus, the total coverage θ_T is always larger than θ_R . Only if their length is indeed zero the small particles will not contribute to the coverage, and their only effect is to prevent the large particles from reaching their maximum coverage θ_R . In this case the total coverage stems from the large particles alone (see Fig. 1), and it remains always below the Renyi-limit θ_R [15]. The time development of the coverage is shown in Fig. 3 for the case $q=0.5, m=1.5$. Again a good agreement is found for theoretical and simulation results. The contribution of the large particles to the total coverage reaches its final value very rapidly. Asymptotically, Eq. (17) yields

$$\theta_L(\infty) - \theta_L(t) = pm \int_t^\infty F(s) e^{-(m-1)qs} ds \sim \frac{e^{-(m-1)qt}}{t} \text{ as } t \rightarrow \infty. \quad (20)$$

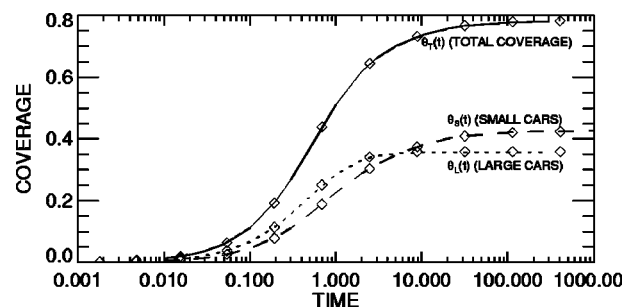


FIG. 3. Time development of the coverage for $q=0.5, m=1.5$. Lines (solid, dashed, dotted) are theoretical results, the symbols are from simulations.

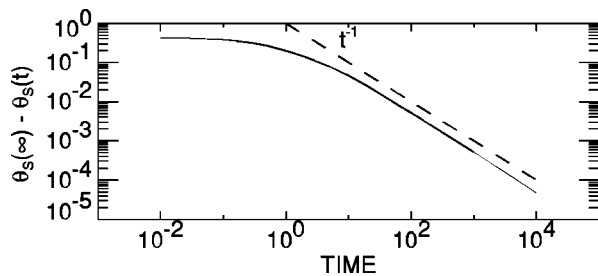


FIG. 4. The approach of $\theta_S(t)$, and thus $\theta_T(t)$, to its asymptotic value obeys Feder's law [Eq. (21)].

Thus, the asymptotic behavior of the coverage, reaching eventually the jamming limit, is dominated by the small particles. Indeed, the contribution of the small particles to the total coverage [Eq. (16)] approaches its final value algebraically as t^{-1} (see Fig. 4). Thus, we verified the validity of Feder's law for this system

$$\theta_d(\infty) - \theta_d(t) \sim t^{-1/d}, \quad (21)$$

where d is the dimension of the substrate.

It has been recently reported by Bonnier [11] that a 1D continuum substrate is covered less efficiently by a binary mixture than by one single specie. On the other hand it is well known that this is in contrast to the results of lattice models, where the binary coverage is always higher [12] than for the monodisperse case. The continuum model we present in this study, however, is consistent with the lattice models in this respect. Our results are supported by the good agreement

with the direct simulation of the 1D CRSA that we have carried out. Furthermore, the dependence of our results on q and m is in qualitative agreement with the numerical results for the 2D continuum case reported by Meakin and Jullien [6] (see Fig. 3 of that reference). Meakin and Jullien also confirm Feder's law for the small particle specie, and find an exponential approach of the coverage by the large ones. In the latter case, an algebraic prefactor, as we found here [Eq. (20)], might have been hard to identify in their simulational data.

In conclusion we have shown that an analytical model for the CRSA of a binary mixture in one dimension predicts a jamming limit that is always larger than for the unisized case. In the limits $q=0$, $q=1$, as well as $m=1$ we recover the classical result $\theta_R=0.748$ for the unisized RSA process. In all other cases, i.e., for true binary mixtures, we find a larger jamming limit in theory and simulation. In general, our analytical results are in excellent agreement with direct numerical simulations. The time-asymptotic approach of the jamming limit is dominated by the contribution of the small particles, and we confirm the $1/t$ behavior predicted by Feder's law in one dimension. The large particles reach their contribution to the jamming limit exponentially with an algebraic prefactor.

This work was supported by the Alexander von Humboldt Foundation (M.K.H.), the Ministerium für Wissenschaft, Forschung und Kultur Brandenburg (J.S.), and the Deutsche Volkswagen-Stiftung (B.B.).

-
- [1] J.J. Ramsden, Phys. Rev. Lett. **71**, 295 (1993); B. Senger, J.C. Voegel, P. Schaaf, A. Johner, A. Schmitt, and J. Talbot, Phys. Rev. A **44**, 6926 (1991); B. Senger, J.C. Voegel, P. Schaaf, A. Johner, and J. Talbot, J. Chem. Phys. **97**, 3813 (1992).
- [2] P.J. Flory, J. Am. Chem. Soc. **61**, 1518 (1939);
- [3] J. Feder and I. Giaever, J. Colloid Interface Sci. **78**, 144 (1980); A. Yokoyama, K.R. Srinivasan, and H.S. Fogler, *ibid.* **126**, 141 (1988).
- [4] J.W. Evans, Rev. Mod. Phys. **65**, 1281 (1993); J. Talbot, G. Tarjus, P. R. Van Tassel, and P. Viot, Colloids Surf., A **165**, 287 (2000).
- [5] A. Renyi, Publ. Math. **3**, 109 (1958); J.J. Gonzalez, P.C. Hemmer, and J. S. Hoye, Chem. Phys. **3**, 288 (1974).
- [6] P. Meakin and R. Jullien, Phys. Rev. A **46**, 2029 (1992).
- [7] J. Talbot and P. Schaaf, Phys. Rev. A **40**, 422 (1989).
- [8] R. Pastor-Satorras, Phys. Rev. E **59**, 5701 (1999).
- [9] M.C. Bartelt and V. Privman, Phys. Rev. A **44**, R2227 (1991); G. Tarjus and J. Talbot, *ibid.* **45**, 4162 (1992).
- [10] N.V. Brilliantov, Y.A. Andrienko, P.L. Krapivsky, and J. Kurths, Phys. Rev. Lett. **76**, 4058 (1996); M.K. Hassan, Phys. Rev. E **55**, 5302 (1997).
- [11] B. Bonnier, Phys. Rev. E **64**, 066111 (2001).
- [12] J.W. Lee, Colloids Surf., A **165**, 363 (2000); B. Bonnier, Europhys. Lett. **18**, 297 (1992).
- [13] I.R. Epstein, Biopolymers **18**, 765 (1979); **18**, 2037 (1979).
- [14] J. W. Evans, J. Phys. A **23**, 2227 (1990).
- [15] M.K. Hassan and J. Kurths, J. Phys. A **34**, 7517 (2001).