

Ideal glass-glass transitions and logarithmic decay of correlations in a simple system

L. Fabbian, W. Götze,* F. Sciortino, P. Tartaglia, and F. Thiery

Dipartimento di Fisica, Università di Roma La Sapienza and Istituto Nazionale di Fisica della Materia, Unità di Roma La Sapienza, Piazzale Aldo Moro 2, I-00185 Roma, Italy

(Received 29 May 1998)

We calculate the ideal-glass-transition line for adhesive hard spheres in the temperature-volume-fraction plane within the framework of the mode-coupling theory. We find two intersecting lines, controlled by the hard-core and the adhesive parts of the potential respectively, giving rise to two different mechanisms for structural arrest. In the glass region we identify the presence of a glass-glass-transition line ending in a cusp bifurcation which causes, even in the nearby liquid region, a logarithmic decay of correlations.
[S1063-651X(99)51302-0]

PACS number(s): 64.70.Pf, 82.70.Dd

The crossover from a liquid to an amorphous solid, observed near the calorimetric glass transition temperature T_g , exhibits as a precursor phenomenon an anomalous dynamics, called glassy dynamics. Its evolution is connected with a critical temperature T_c above T_g . It has been studied extensively in the recent literature of the glass-transition problem, experimentally [1–5], numerically [6,7], and theoretically [8,9]. Experiments around T_c have been interpreted in the frame of the mode-coupling theory (MCT) for structural relaxation. MCT deals primarily with closed equations of motion for the normalized density-fluctuation-correlation functions $\Phi_q(t)$ for wave-vector moduli q . The equilibrium structure enters as input in these equations via the static structure factor S_q . The theory explains T_c as a glass-transition singularity resulting as a bifurcation phenomenon for the self-trapping problem of density fluctuations. Below T_c the interaction of density fluctuations leads to arrest in a disordered array, characterized by a Debye-Waller factor $f_q > 0$. Near the transition, the MCT equations can be solved by asymptotic expansions. Beyond the initial transient dynamics, correlation functions are predicted to decay with a power law toward a plateau value f_q^c , the critical Debye-Waller factor. Above T_c the correlations decay from f_q^c to zero, and this is the MCT interpretation of the α -process of the classical literature of glassy dynamics [10]. The initial part of this decay is another power law, called von Schweidler's law. The values of the power-law exponents are controlled by the so-called exponent parameter $\lambda \leq 1$, which depends solely on S_q . For details and citations of the original literature the reader is referred to the review in Ref. [9]. A number of tests of MCT results against data, among them the ones in Refs. [1–7,11,12], demonstrates that this theory treats reasonably the evolution of structural relaxation in some systems.

The MCT bifurcations are caused by a nondegenerate eigenvalue of a certain stability matrix to approach unity from below [13]. Therefore the bifurcation scenario for f_q is that known for the zeroes of a polynomial as induced by changes of the polynomial's coefficients [14]. The generic case for a

change due to a single control parameter is a fold bifurcation [14], i.e., the coalescence of two real zeroes to a degenerate one. In the microscopic models for liquid-glass transitions studied so far [15], only the fold bifurcation singularity had been identified. The next more complicated scenario is the cusp bifurcation, equivalent to the coalescence of three real zeroes. Generically, this case can be obtained only if two control parameters are varied [14]. The MCT-bifurcation dynamics for this case has been worked out in a leading order asymptotic expansion [16]. It is drastically different from the one for a fold bifurcation in the sense that relaxation stretching is much more pronounced. In particular there appear logarithmic decay laws, i.e., $1/f$ -noise spectra. Cusp bifurcations in MCT are endpoints of transition lines characterized by $\lambda = 1$, and typically they are located near intersections of bifurcation lines [13]. Sjögren [17] identified some sets of polymer dielectric-loss spectra which could not be fitted by the fold-scenario but were compatible with a cusp bifurcation. However, in the data used in Ref. [17] the temperature was varied as the only control parameter, and therefore a complete test of the cusp-bifurcation scenario was not possible.

In this Rapid Communication we want to demonstrate that a cusp bifurcation near the intersection of two fold-bifurcation lines is possible in a simple but realistic model, if the two conventional control parameters, temperature T and density n , are varied. With this aim we study an extension of the hard sphere system (HSS), the sticky hard spheres system (SHSS) introduced by Baxter [18] and used extensively, in particular in colloid physics, due to the short range attraction characteristic of colloidal interactions [19,20]. The HSS is the archetype of a simple system and its only control parameter is the packing fraction $\phi = \pi n \sigma^3 / 6$, with σ denoting the hard sphere diameter. It has been studied by dynamic light scattering in its realization as a certain colloidal suspension. The system exhibits an ideal glass transition at some critical packing fraction ϕ_c [4]. This is a sharp transition of the fully equilibrated sample from an ergodic liquid to a nonergodic amorphous solid. The glassy dynamics of the colloid exhibits the same scaling laws and f_q anomaly as found for the more conventional systems [1–3,6,7,11,12]. The measured correlators can be explained quantitatively by the first-principle calculation produced by MCT [5].

*Permanent address: Physik-Department, Technische Universität München, 85747 Garching, Germany.

The SHSS potential is the limiting form of a square well, infinitely narrow and infinitely deep [21]. It is defined by the interparticle potential $\beta V(r) = \infty$ for $r \leq \sigma$, $\ln[12\tau\Delta/(\sigma + \Delta)]$ for $\sigma < r \leq \sigma + \Delta$, and 0 for $r > \sigma + \Delta$, in the limit $\Delta \rightarrow 0$. Here $\beta = (k_B T)^{-1}$, k_B is Boltzmann's constant, and τ is the adhesiveness parameter that plays the role of a dimensionless temperature. For $\tau \rightarrow \infty$ one recovers the HSS. The Ornstein-Zernike equation $S_q = 1/(1 - nc_q)$ with the Percus-Yevick closure has been solved analytically by Baxter and we use his expressions for S_q , as a function of τ and ϕ [18] as input of this work. The crucial point is that the interaction exhibits two features, which favor arrest of density fluctuations for two quite different reasons. One is a strong short-range repulsion. It is the mechanism leading to the cage effect for liquid dynamics and thereby to arrest driven by density fluctuations near the structure factor peak position. The other one is a short-range attraction. It leads via the usual mean-field mechanism to a softening of the density fluctuations, in particular of those for small wave vectors. It is the mechanism that leads to a liquid-gas transition at low values of τ .

The MCT equations of motions are [9]

$$\ddot{\Phi}_q(t) + \nu_q \dot{\Phi}_q(t) + \Omega_q^2 \Phi_q(t) + \Omega_q^2 \int_0^t ds m_q(t-s) \dot{\Phi}_q(s) = 0. \quad (1)$$

Here $\Omega_q = \sqrt{qv/S_q}$, with v denoting the thermal velocity, is an effective phonon-dispersion law, and $\nu_q = \nu_1 q^2$ denotes a damping constant (we use $\nu_1 = 1$). The kernel m_q is given as $m_q(t) = \mathcal{F}_q[\Phi_k(t)]$, where the mode-coupling functional \mathcal{F}_q is determined by the structure factor:

$$\mathcal{F}_q[f_k] = \frac{1}{2} \int \frac{d^3k}{(2\pi)^3} V_{\vec{q}, \vec{k}} f_k f_{|\vec{q}-\vec{k}|}, \quad (2)$$

$$V_{\vec{q}, \vec{k}} \equiv S_q S_k S_{|\vec{q}-\vec{k}|} \frac{n}{q^4} [\vec{q} \cdot \vec{k} c_k + \vec{q} \cdot (\vec{q} - \vec{k}) c_{|\vec{q}-\vec{k}|}]^2. \quad (3)$$

We numerically solved Eq. (1) on a grid of 400 equally spaced q values extending up to $q\sigma = 72$ [22]. f_q is obtained by an iterative solution of the bifurcation equation

$$f_q / (1 - f_q) = \mathcal{F}_q[f_k]. \quad (4)$$

For $\tau \rightarrow \infty$ we recover the known HSS result, for which the ideal glass transition at $\phi_c^{HSS} \sim 0.516$ [8] is led by the increase of $-c_q$ and S_q with ϕ . For $\phi \geq \phi_c^{HSS}$, the particles are trapped in cages formed by their neighbors. On decreasing τ attractive forces become relevant; nearest neighbor pairs are closer and therefore holes in the cage are produced, destabilizing the glass. A decrease of τ has to be compensated by an increase of ϕ and thus the τ_c versus ϕ_c high-temperature-transition line has to bend away from the $\phi = \phi_c^{HSS}$ value. This effect is brought out by the MCT solutions, as shown by the dashed lines B_1 in Fig. 1. The destabilization of the glass on decreasing τ is related, within MCT, to the increase of pair correlations which weaken the screened potential $-c_q$ and decrease the value of $S(q)$ at the first peak, as shown in Fig. 2, top. Moving along B_1 in Fig. 1 by decreasing τ implies an increase of the attraction and

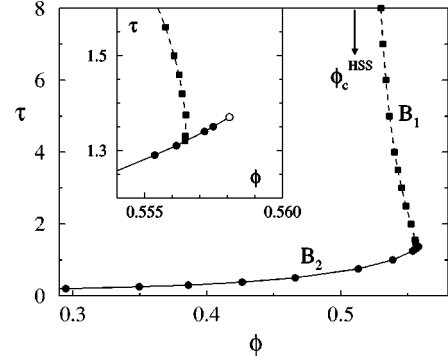


FIG. 1. Ideal glass-transition lines for the Baxter model (squares and closed circles). B_1 (dashed line) is the high temperature branch of the glass-transition line and B_2 (solid line) is the low temperature one. The arrow indicates the critical packing fraction of the hard sphere system. The open circle denotes the cusp-point. The inset shows an enlarged view of the phase space region where the cusp-point is located.

thus of the particle localization compared to the HSS case. Consequently, f_q^c increases and spreads out further in the q domain, as demonstrated in Fig. 2, top.

The increase of c_q and S_q at small q becomes increasingly relevant on decreasing τ producing a different mechanism for

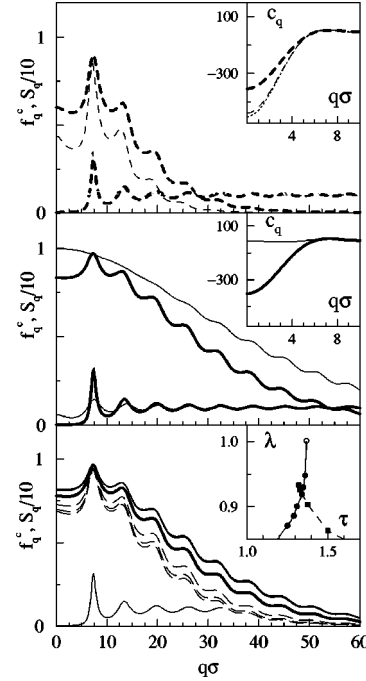


FIG. 2. Structure factors $S_q/10$, direct correlation functions c_q , and critical Debye-Waller factors f_q^c along B_1 (top), B_2 (middle), and along the glass-glass transition line (bottom). Top: $\tau_c = 8$, $\phi_c = 0.530$ (light dashed lines) and $\tau_c = 1.32$, $\phi_c = 0.5564$ (heavy dashed lines). The dotted line in the inset is c_q at $\phi_c^{HSS} = 0.516$ for $\tau = \infty$. Middle: $\tau_c = 0.2$, $\phi_c = 0.295$ (light solid lines) and $\tau_c = 1.31$, $\phi_c = 0.5561$ (heavy solid lines). Bottom: The solid (dashed) lines refer, from top to bottom (bottom to top), to $\tau = 1.34$, 1.35, and 1.36 respectively, on the B_2 (B_1) side of the glass-glass transition line. The heavy solid line is f_q for the cusp point $\tau = 1.37$, $\phi = 0.55807$. The lower S_q refers to the same states. The inset shows the exponent parameter λ along B_1 (dashed) and B_2 (solid).

structural arrest. This increase of the compressibility is a precursor of the liquid-gas critical point. The enhanced amplitudes for density fluctuations increase their anharmonic interactions, and indeed the solution of the MCT equations predict their spontaneous arrest on a low-temperature-transition line B_2 in the τ vs ϕ plane, shown in Fig. 1. Increase of ϕ suppresses small q fluctuations. But it also increases $-c_q$ and the first peak of S_q , as shown by a comparison of results shown in Fig. 2, middle. Both effects stabilize the glass, since the mode-coupling constants, Eq. (3) increase. This explains the upward bending of the full line in Fig. 1. Since arrest for small q is favored on the B_2 branch, f_q^c is much larger there than for the HSS. The decrease of the compressibility upon increasing ϕ make spontaneous arrest less easy and therefore f_q^c decreases upon compressing. Both features are demonstrated in Fig. 2, middle.

The explained interplay of attraction, and repulsion places the meeting point C^* of the two branches B_1 and B_2 to a packing fraction $\phi^* = 0.5565$, higher than ϕ_c^{HSS} , and to $\tau^* = 1.320$. Thus there is a reentry phenomenon if τ is lowered, e.g., for a packing fraction between 0.52 and 0.55. At some τ above 1.32 the glass melts, since the increase of attraction-induced pair correlations destabilizes the cages for particle arrest. At some lower τ the liquid freezes again into a glass, because of the compressibility increase. At C^* , the f_q calculated on the two different branches, $f_q^{(1)}$ and $f_q^{(2)}$, are different, while the corresponding S_q are indistinguishable. Thus two types of glasses, differing in their f_q and in their dynamical properties, can be obtained close to C^* . In the region where both $f_q^{(1)}$ and $f_q^{(2)}$ are solutions of Eq. (4), the one with the larger f_q is the relevant solution. This exemplifies the maximum theorem of MCT: if there is a solution of Eq. (4), say \tilde{f}_q , the long time limit f_q at the same equilibrium state obeys $f_q \geq \tilde{f}_q$ [13]. For our case it means that the continuation of $f_q^{(2)}$ takes over the role of f_q , i.e., B_1 stops at C^* . Therefore the two branches of the transition line do not join smoothly at C^* . The B_2 branch continues, as shown by the inset of Fig. 1, until it reaches a cusp bifurcation as an endpoint of the transition line. Indeed, we evaluate the exponent parameter λ along the B_1 and B_2 lines and find, as shown in the inset of Fig. 2, bottom, that along the B_2 line λ keeps on increasing till it reaches unity for $\tau = 1.37$ and $\phi = 0.55807$. The line between C^* and the cusp point is a line of glass-to-glass transitions. For the given equilibrium structure for (τ, ϕ) on this line, there are two possibilities for structural arrest. The one on high τ side is driven by the excluded volume mechanism and the other one by the attraction-induced compressibility increase. The latter mechanism leads to a larger f_q than the former. The endpoint is characterized by their difference approaching zero, as shown in Fig. 2, bottom.

We note in passing that the existence of the line B_2 is strongly related to the small wavelength, increasing fluctuations on decreasing τ and ϕ , i.e., to the same mechanism that is responsible for the existence of the critical point in Baxter's potential ($\phi = 0.1213$, $\tau = 0.0976$). Still, the location of the C^* point is so far from the critical point that the usual critical fluctuations effects can be safely neglected in the present context. Indeed, the structure factor for small wave

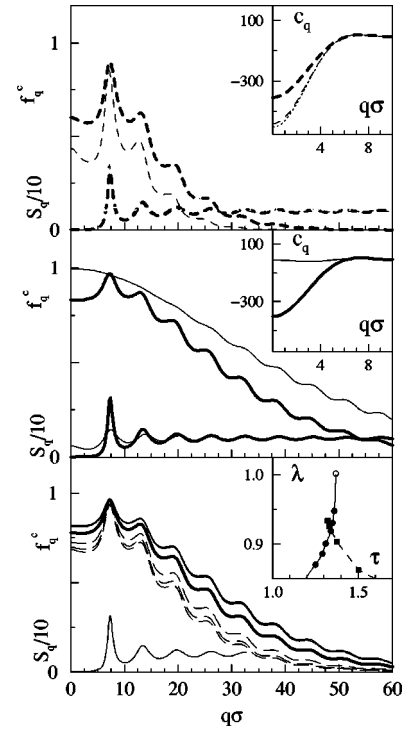


FIG. 3. Density correlator for $q\sigma = 14.4$ at $\tau = 1.40$ and various ϕ as a function of $\log_{10}(t/t_0)$ with $t_0 = \sigma/v$.

vector is always smaller than unity. We also note that experimental measurements on Baxter-like colloidal systems show the presence of a line of structural arrest, which extends down to $\phi = 0.2$ [20].

In Fig. 3 the glassy dynamics outside the transient is exhibited for states in the reentry region. The dynamics is, up to a regular time scale, independent of the transient. In particular it is the same for a colloid as for a conventional liquid for which Eq. (1) is formulated [9]. The uppermost curve corresponds to a point in the glass region and demonstrates arrest near the B_1 branch, and the others exhibit stretched liquid relaxation to zero. Interestingly enough, the exhibited anomalous dynamics is dominated by the cusp singularity, not by the closer fold. Indeed even though a huge dynamical window is considered, the known fold bifurcation pattern cannot be recognized. There is no power-law decay towards the $f_q^{c(1)}$ nor is there an α process obeying the superposition principle. We checked that the mentioned asymptotic fold-bifurcation features appear only after tuning ϕ much closer to the transition line, which implies the extension of the dynamical window to even larger sizes. Instead, the cusp dynamics appears in the liquid region. The stretched relaxation in the three-decade window $0 \leq \log_{10}(t/t_0) \leq 3$ shows the approach towards the critical decay of the cusp [16]. Then the correlators follow closely a logarithmic law in time. For $\phi = 0.555$ it extends over five decades. Upon decreasing ϕ its range of validity shrinks but even at $\phi = 0.540$ it extends over two decades. This logarithmic decay is the known cusp substitute for the start of a fold α -process. Let us emphasize that the above scenario does not require a fine tuning of τ . For $\tau = 1.32$ the pattern is similar to the one shown for $\tau = 1.40$. Moving further from the reentry region, the logarithmic

mic decay will smoothly disappear, i.e., its time window will shrink, and the dynamics will become power-law again (i.e., its window will widen).

In summary, we have shown that the SHSS presents a peculiar structural arrest dynamics at high packing fractions due to the competing mechanism of hard-core and attractive interactions. Two differently sloped ideal-glass transition lines appear in the phase diagram. In the region where these two lines meet the slow dynamics changes from power law to a logarithmic law due to the influence of a nearby cusp singularity. The bifurcation scenario characteristic of the Baxter potential will persist in systems with a small attractive range. For some critical deformation of the potential one expects that the cusp scenario disappears via a swallow-tail

bifurcation [14]. In the same spirit, the dynamics around C^* will smoothly change from logarithmic to power law on perturbing the Baxter potential. Potentials with larger interaction range may not show in their phase diagram a cusp point.

In most tests of MCT the data had been compared with the universal results obtained for the asymptotic dynamics near a fold transition. But our results show that even a simple system can exhibit glassy dynamics that does not exhibit asymptotic laws within accessible dynamical windows. It seems relevant to test, by spectroscopy for colloidal systems and by molecular-dynamics simulations, whether specific systems exhibit the shown complex dynamics and, in case, whether it is handled properly by the present MCT calculation.

-
- [1] H. Z. Cummins, G. Li, W. Du, Y. H. Hwang, and G. Q. Sheu, *Prog. Theor. Phys.* **126**, 21 (1997).
- [2] A. Tölle, H. Schober, J. Wuttke, O. G. Randl, and F. Fujara, *Phys. Rev. Lett.* **80**, 2374 (1998).
- [3] J. Wuttke, M. Seidl, G. Hinze, A. Tölle, W. Petry, and G. Coddence, *Eur. Phys. J. B* **1**, 169 (1998).
- [4] W. van Meegen and P. N. Pusey, *Phys. Rev. A* **43**, 5429 (1991).
- [5] W. van Meegen and S. M. Underwood, *Phys. Rev. E* **49**, 4206 (1994); *Phys. Rev. Lett.* **70**, 2766 (1993).
- [6] W. Kob and H. C. Andersen, *Phys. Rev. E* **51**, 4626 (1995); *Phys. Rev. Lett.* **73**, 1376 (1994).
- [7] P. Gallo, F. Sciortino, P. Tartaglia, and S.-H. Chen, *Phys. Rev. Lett.* **76**, 2730 (1996); F. Sciortino, P. Gallo, P. Tartaglia, and S.-H. Chen, *Phys. Rev. E* **54**, 6331 (1996); F. Sciortino, L. Fabbian, S.-H. Chen, and P. Tartaglia, *Phys. Rev. E* **56**, 5397 (1997).
- [8] U. Bengtzelius, W. Götze, and A. Sjölander, *J. Phys. C* **17**, 5915 (1984).
- [9] W. Götze and L. Sjögren, *Rep. Prog. Phys.* **55**, 241 (1992).
- [10] C. A. Angell, in *Complex Behavior of Glassy Systems*, edited by M. Rubí and C. Pérez-Vicente (Springer, Berlin, 1997), p. 1.
- [11] M. Nauroth and W. Kob, *Phys. Rev. E* **55**, 657 (1997).
- [12] L. Fabbian, F. Sciortino, F. Thiery, and P. Tartaglia, *Phys. Rev. E* **57**, 1485 (1998).
- [13] W. Götze, *Liquids, Freezing and Glass Transition*, edited by J.-P. Hansen, D. Levesque, and J. Zinn-Justin (North-Holland, Amsterdam, 1991), p. 287.
- [14] V. I. Arnold, *Catastrophe Theory*, 3rd ed. (Springer Verlag, Berlin, 1992).
- [15] Calculations have been published for soft repulsive [J.-L. Barrat and A. Latz, *J. Phys.: Condens. Matter* **2**, 4289 (1990)], Lennard Jones [8,6], Yukawa potentials [M. Fuchs, *Mater. Res. Soc. Symp. Proc.* **407**, 94 (1996)] as well as for potentials modeling N_2 [S. K. Lai and W. J. Ma, *Phys. Rev. E* **55**, 2026 (1997)], charged colloids [S. K. Lai, W. J. Ma, W. van Meegen, and I. K. Snook *ibid.* **56**, 766 (1997)], water [7], and Ga [H. C. Chen and S. K. Lai, *ibid.* **56**, 4381 (1997)].
- [16] W. Götze and L. Sjögren, *J. Phys.: Condens. Matter* **1**, 4203 (1989).
- [17] L. Sjögren, *J. Phys.: Condens. Matter* **3**, 5023 (1991).
- [18] R. J. Baxter, *J. Chem. Phys.* **49**, 2770 (1968).
- [19] S. H. Chen, J. Rouch, F. Sciortino and P. Tartaglia, *J. Phys.: Condens. Matter* **6**, 10855 (1994).
- [20] H. Verduin and J. K. G. Dhont, *J. Colloid Interface Sci.* **172**, 425 (1995).
- [21] Using a perturbative solution of the square well potential of depth V_0 and width Δ in the parameter $\epsilon = \Delta/(\sigma + \Delta)$, τ can be related to temperature as $\tau^{-1} = 12\epsilon \exp(-\beta V_0)$. See S. V. G. Menon, C. Manohar, and K. Srinivasa Rao, *J. Chem. Phys.* **95**, 9186 (1991).
- [22] F. Thiery, Master thesis, University of Rome La Sapienza (unpublished). The size of the grid and the upper cutoff define uniquely the structural model used in the present calculations.