

# Symmetry-breaking bifurcations for the magnetohydrodynamic equations with helical forcing

F. Feudel,<sup>1</sup> N. Seehafer,<sup>1</sup> B. Galanti,<sup>2</sup> and S. Rüdiger<sup>1</sup>

<sup>1</sup>Max-Planck-Gruppe Nichtlineare Dynamik, Universität Potsdam, PF 601553, D-14415 Potsdam, Germany

<sup>2</sup>Department of Chemical Physics, Weizmann Institute of Science, Rehovot 76100, Israel

(Received 15 April 1996)

We have studied the bifurcations in a three-dimensional incompressible magnetofluid with periodic boundary conditions and an external forcing of the Arnold-Beltrami-Childress (ABC) type. Bifurcation-analysis techniques have been applied to explore the qualitative behavior of solution branches. Due to the symmetry of the forcing, the equations are equivariant with respect to a group of transformations isomorphic to the octahedral group, and we have paid special attention to symmetry-breaking effects. As the Reynolds number is increased, the primary nonmagnetic steady state, the ABC flow, loses its stability to a periodic magnetic state, showing the appearance of a generic dynamo effect; the critical value of the Reynolds number for the instability of the ABC flow is decreased compared to the purely hydrodynamic case. The bifurcating magnetic branch in turn is subject to secondary, symmetry-breaking bifurcations. We have traced periodic and quasi-periodic branches until they end up in chaotic states. In particular detail we have analyzed the subgroup symmetries of the bifurcating periodic branches, which are closely related to the spatial structure of the magnetic field. [S1063-651X(96)09309-9].

PACS number(s): 47.20.Ky, 47.65.+a, 47.27.Cn, 95.30.Qd

## I. INTRODUCTION

The generation and maintenance of magnetic fields by the motion of electrically conducting fluids is the subject of dynamo theory. One of its main objectives is to explain the existence of long lasting cosmical magnetic fields such as, for example, those of the Earth and the Sun. For a recent account of dynamo theory we refer to Ref. [1].

Usually the magnetohydrodynamic (MHD) equations are employed to describe the dynamo effect. When the magnetic energy is small compared to that of the velocity field, one can consider the kinematic problem, that is, the induction equation for a prescribed velocity field disregarding the response to the motion of the fluid. In the kinematic frame the question is whether a fluid motion can amplify and maintain the weak seed of a magnetic field. One of the successful examples to produce a dynamo effect are the ABC flows (named after Arnold, Beltrami, and Childress), first investigated by Arnold [2],

$$\mathbf{v}_{\text{ABC}} = (A \sin k_0 z + C \cos k_0 y, B \sin k_0 x + A \cos k_0 z, C \sin k_0 y + B \cos k_0 x), \quad (1)$$

where  $A, B, C$  denote constant coefficients and  $k_0$  is a (also constant) positive wave number. ABC flows are strongly helical flows satisfying the Beltrami condition  $\nabla \times \mathbf{v} = \lambda \mathbf{v}$ , with  $\lambda = k_0$ , a necessary condition for the existence of chaotic domains in the flow [2]. For these reasons, they have received much interest [3,4], notably in the kinematic context as candidates for fast dynamos [5,6] (for which the growth rate remains bounded from below by a positive constant as the magnetic diffusivity tends to zero).

The ABC flows are steady solutions of the incompressible Euler equation. They are also steady solutions of the incom-

pressible Navier-Stokes equation (NSE) [Eq. (3) below with the magnetic field  $\mathbf{B}$  dropped] if an external body force

$$\mathbf{f} = -\nu \nabla^2 \mathbf{v}_{\text{ABC}} = \nu k_0^2 \mathbf{v}_{\text{ABC}} \quad (2)$$

is applied in order to compensate for viscous losses. But they are only stable solutions below a critical strength of the forcing or critical Reynolds number, respectively. Galloway and Frisch [7] investigated their linear stability. The nonlinear behavior of solutions to the NSE with the forcing given by Eq. (2) has been studied numerically by Zheligovsky and Pouquet [8] and by Podvigina and Pouquet [9]. These authors report various bifurcations that occur as the strength of forcing (or the Reynolds number) is raised and lead to qualitatively different and partially coexisting solution branches, including chaotic ones.

Imposing the same kind of forcing, Galanti *et al.* [10] investigated the complete system of MHD equations by means of numerical simulations. From kinematic studies it is known that for small Reynolds number the ABC flow with no magnetic field is also a stable solution of the MHD equations. Galanti *et al.* found that at some critical value of the Reynolds number, the ABC flow loses stability to time periodic solutions with a magnetic field, indicating the occurrence of a dynamo effect.

Continuing these studies by Galanti *et al.* [10], we have investigated the MHD equations with the imposed ABC forcing, for the special case of  $A=B=C$  and  $k_0=1$ , by applying methods of the numerical bifurcation analysis as well as group-theoretical methods. The aim of the present paper is to describe the bifurcation structure dependent on the Reynolds number as the control parameter. The MHD equations with our special forcing are equivariant with respect to a group of transformations isomorphic to the octahedral group. We have paid special attention to symmetry-breaking effects

of the bifurcations. In particular, we have determined the subsymmetries of bifurcating solution branches. In a companion paper [11] a generalized ABC forcing is applied to investigate the influence of the degree of helicity in the forcing on the character of the first bifurcation of the primary nonmagnetic stationary state.

In Sec. II we cast the three-dimensional MHD equations into spectral form and explain the kind of truncation used, while in Sec. III the external forcing and its associated symmetries are explained. In Sec. IV we present the results of our numerical bifurcation analysis, i.e., the bifurcations and their symmetry-breaking effects. Then, in Sec. V the spatio-temporal structure of the magnetic field, as well as its symmetry properties, is considered. Finally, Sec. VI contains a brief discussion.

## II. BASIC EQUATIONS AND TRUNCATION

We start from the equations for a nonrelativistic, incompressible, electrically conducting fluid with constant material properties (cf., e.g., [12]):

$$\rho \left[ \frac{\partial \mathbf{v}}{\partial t} + (\mathbf{v} \cdot \nabla) \mathbf{v} \right] = \rho \nu \nabla^2 \mathbf{v} - \nabla p - \frac{1}{2\mu_0} \nabla \mathbf{B}^2 + \frac{1}{\mu_0} (\mathbf{B} \cdot \nabla) \mathbf{B} + \mathbf{f}, \quad (3)$$

$$\frac{\partial \mathbf{B}}{\partial t} + (\mathbf{v} \cdot \nabla) \mathbf{B} = \eta \nabla^2 \mathbf{B} + (\mathbf{B} \cdot \nabla) \mathbf{v}, \quad (4)$$

$$\nabla \cdot \mathbf{v} = 0, \quad \nabla \cdot \mathbf{B} = 0, \quad (5)$$

where  $\rho$  is the mass density,  $p$  the thermal pressure,  $\nu$  the kinematic viscosity,  $\mu_0$  the magnetic permeability in a vacuum,  $\eta$  the magnetic diffusivity [ $\eta = (\mu_0 \sigma)^{-1}$ ,  $\sigma$  denoting the electrical conductivity], and  $\mathbf{f}$  an external body force. The third and fourth terms on the right-hand side of Eq. (3) constitute the Lorentz force. Transforming to nondimensional quantities according to

$$\begin{aligned} \mathbf{x} &\rightarrow \mathbf{x}/L, & t &\rightarrow t \left/ \frac{L^2}{\nu} \right., & \mathbf{v} &\rightarrow \mathbf{v} \left/ \frac{\nu}{L} \right., \\ p &\rightarrow p \left/ \frac{\rho \nu^2}{L^2} \right., & \mathbf{f} &\rightarrow \mathbf{f} \left/ \frac{\rho \nu^2}{L^3} \right., & \mathbf{B} &\rightarrow \mathbf{B} \left/ \frac{\nu}{L} \sqrt{\mu_0 \rho} \right., \end{aligned} \quad (6)$$

Equations (3) and (4) become

$$\frac{\partial \mathbf{v}}{\partial t} + (\mathbf{v} \cdot \nabla) \mathbf{v} = \nabla^2 \mathbf{v} - \nabla p - \frac{1}{2} \nabla \mathbf{B}^2 + (\mathbf{B} \cdot \nabla) \mathbf{B} + \mathbf{f}, \quad (7)$$

$$\frac{\partial \mathbf{B}}{\partial t} + (\mathbf{v} \cdot \nabla) \mathbf{B} = P_m^{-1} \nabla^2 \mathbf{B} + (\mathbf{B} \cdot \nabla) \mathbf{v}, \quad (8)$$

where  $P_m$  is the magnetic Prandtl number  $P_m = \nu/\eta$ .

We impose periodic boundary conditions and consider the equations in the domain  $\Omega = [2\pi \times 2\pi \times 2\pi]$ , where the mean values of  $\mathbf{v}$ ,  $\mathbf{B}$ ,  $p$  and consequently of  $\mathbf{f}$  are assumed to vanish. The solutions can be expanded into the complete set of orthogonal eigenfunctions of the Stokes operator

$$\mathbf{v}(\mathbf{x}) = \sum_{\substack{\mathbf{k} \in \mathbb{Z}^3 \\ \mathbf{k} \neq \mathbf{0}}} (v_{\mathbf{k}}^{(1)} \mathbf{e}_{\mathbf{k}}^{(1)} + v_{\mathbf{k}}^{(2)} \mathbf{e}_{\mathbf{k}}^{(2)}) \exp(i\mathbf{k} \cdot \mathbf{x}), \quad (9)$$

$$\mathbf{B}(\mathbf{x}) = \sum_{\substack{\mathbf{k} \in \mathbb{Z}^3 \\ \mathbf{k} \neq \mathbf{0}}} (B_{\mathbf{k}}^{(1)} \mathbf{e}_{\mathbf{k}}^{(1)} + B_{\mathbf{k}}^{(2)} \mathbf{e}_{\mathbf{k}}^{(2)}) \exp(i\mathbf{k} \cdot \mathbf{x}), \quad (10)$$

$$\mathbf{f}(\mathbf{x}) = \sum_{\substack{\mathbf{k} \in \mathbb{Z}^3 \\ \mathbf{k} \neq \mathbf{0}}} (f_{\mathbf{k}}^{(1)} \mathbf{e}_{\mathbf{k}}^{(1)} + f_{\mathbf{k}}^{(2)} \mathbf{e}_{\mathbf{k}}^{(2)}) \exp(i\mathbf{k} \cdot \mathbf{x}), \quad (11)$$

$$p(\mathbf{x}) = \sum_{\mathbf{k} \in \mathbb{Z}^3} p_{\mathbf{k}} \exp(i\mathbf{k} \cdot \mathbf{x}), \quad (12)$$

where we have used polarization vectors  $\mathbf{e}_{\mathbf{k}}^{(1)}, \mathbf{e}_{\mathbf{k}}^{(2)}$  perpendicular to  $\mathbf{k}$ ,

$$\mathbf{e}_{\mathbf{k}}^{(i)} \cdot \mathbf{k} = 0, \quad \mathbf{e}_{\mathbf{k}}^{(1)} \cdot \mathbf{e}_{\mathbf{k}}^{(2)} = 0,$$

$$\mathbf{e}_{\mathbf{k}}^{(i)} \cdot \mathbf{e}_{\mathbf{k}}^{(i)} = 1, \quad \mathbf{e}_{-\mathbf{k}}^{(i)} = \mathbf{e}_{\mathbf{k}}^{(i)} \quad \text{for } i=1,2, \quad (13)$$

such that Eq. (5) is satisfied automatically. Because of the last condition in Eq. (13) we have

$$v_{-\mathbf{k}}^i = v_{\mathbf{k}}^{i*}, \quad B_{-\mathbf{k}}^i = B_{\mathbf{k}}^{i*} \quad (14)$$

(an asterisk indicates the complex conjugate). By means of the above Fourier ansatz [Eqs. (9)–(12)], we easily get rid of both the thermal  $\nabla p$  and magnetic  $\nabla \mathbf{B}^2/2$ , pressure terms in Eq. (3) and arrive at the system of ordinary differential equations (ODEs)

$$\begin{aligned} \frac{dv_{\mathbf{k}}^{(j)}}{dt} &= -\mathbf{k}^2 v_{\mathbf{k}}^{(j)} - i \sum_{\substack{\mathbf{p} \in \mathbb{Z}^3 \\ \mathbf{p} \neq \mathbf{0}, \mathbf{k}}} \sum_{\alpha, \beta=1}^2 (\mathbf{e}_{\mathbf{p}}^{(\alpha)} \cdot \mathbf{e}_{\mathbf{k}}^{(j)}) (\mathbf{e}_{\mathbf{k}-\mathbf{p}}^{(\beta)} \cdot \mathbf{k}) [v_{\mathbf{p}}^{(\alpha)} v_{\mathbf{k}-\mathbf{p}}^{(\beta)} \\ &\quad - B_{\mathbf{p}}^{(\alpha)} B_{\mathbf{k}-\mathbf{p}}^{(\beta)}] + f_{\mathbf{k}}^{(j)}, \end{aligned} \quad (15)$$

$$\begin{aligned} \frac{dB_{\mathbf{k}}^{(j)}}{dt} &= -P_m^{-1} \mathbf{k}^2 B_{\mathbf{k}}^{(j)} - i \sum_{\substack{\mathbf{p} \in \mathbb{Z}^3 \\ \mathbf{p} \neq \mathbf{0}, \mathbf{k}}} \sum_{\alpha, \beta=1}^2 (\mathbf{e}_{\mathbf{p}}^{(\alpha)} \cdot \mathbf{e}_{\mathbf{k}}^{(j)}) (\mathbf{e}_{\mathbf{k}-\mathbf{p}}^{(\beta)} \cdot \mathbf{k}) \\ &\quad \times [B_{\mathbf{p}}^{(\alpha)} v_{\mathbf{k}-\mathbf{p}}^{(\beta)} - v_{\mathbf{p}}^{(\alpha)} B_{\mathbf{k}-\mathbf{p}}^{(\beta)}]. \end{aligned} \quad (16)$$

In the numerical calculations we have applied an isotropic truncation in wave-number space and taken into account wave numbers  $\mathbf{k}$  with  $\mathbf{k}^2 \leq 12$ . This corresponds to 89  $\mathbf{k}$  vectors, which amounts to studying a system of 712 ODEs.

## III. FORCING AND SYMMETRY

In order to compensate for viscous and Ohmic losses, some kind of external forcing has to be applied in Eq. (3). We have used the (nondimensional) forcing

$$\mathbf{f} = k_0^2 \mathbf{v}_{\text{ABC}}, \quad (17)$$

$\mathbf{v}_{\text{ABC}}$  defined by Eq. (1), with the restriction

$$A = B = C = R, \quad k_0 = 1. \quad (18)$$

In the following, the  $R$  introduced here will be referred to as the Reynolds number (in accordance with the definition of the Reynolds number used in previous studies [10,9]). In the numerical calculations we have restricted ourselves to the case  $P_m = 1$  and  $R$  has been our bifurcation parameter.

For this special ABC forcing the MHD equations are equivariant with respect to a discrete transformation group that contains 24 elements and is isomorphic to the octahedral group  $O$  (the rotation group of a cube) [2,13,4]. For details of the group, namely, a list of the coordinate transformations, comments on the general group structure, as well as an explicit group table, we must refer to the Appendix. The whole symmetry group is, for instance, generated by the two transformations  $T_2$  and  $T_5$  (see in the Appendix). A number of bifurcations observed in the system are related to the symmetries.

Each transformation  $T$  is a combination of a rigid rotation with a translation and can be written as

$$\mathbf{x}' = T\mathbf{x} = D\mathbf{x} + \mathbf{a}, \quad (19)$$

where a prime denotes transformed quantities,  $D$  is an orthogonal  $3 \times 3$  matrix, and  $\mathbf{a}$  is a constant vector. Associated with this transformation of the position vector  $\mathbf{x}$  is a transformation of the vector field  $\mathbf{v}(\mathbf{x})$  [ $\mathbf{B}(\mathbf{x})$  is transformed in the same way] according to

$$\mathbf{v}'(\mathbf{x}) = D\mathbf{v}(T^{-1}\mathbf{x}). \quad (20)$$

In Fourier space Eq. (20) takes the form

$$\mathbf{v}'_{\mathbf{k}} = D\mathbf{v}_{\tilde{\mathbf{k}}}\exp(-i\mathbf{k} \cdot \mathbf{a}), \quad (21)$$

where

$$\tilde{\mathbf{k}} = D^{-1}\mathbf{k}, \quad (22)$$

and for the quantities  $v_{\mathbf{k}}^{(1)}$  and  $v_{\mathbf{k}}^{(2)}$  one obtains

$$v'_{\mathbf{k}}^{(j)} = \exp(-i\mathbf{k} \cdot \mathbf{a}) \sum_{\alpha=1}^2 v_{\tilde{\mathbf{k}}}^{(\alpha)} (D\mathbf{e}_{\tilde{\mathbf{k}}}^{(\alpha)}) \cdot \mathbf{e}_{\mathbf{k}}^{(j)}. \quad (23)$$

By using this relation (and the corresponding one for the magnetic field) it can be checked numerically with respect to which transformations of the symmetry group, if any, a particular solution is symmetric.

#### IV. BIFURCATION STRUCTURE

Table I gives an overview of the detected stable-solution branches and their symmetries. For small Reynolds numbers (weak forcing) only the directly forced modes (with  $|\mathbf{k}|=1$ ) are excited and the pure ABC flow with vanishing magnetic field is a stable stationary solution. In our truncation (with 89  $\mathbf{k}$  vectors), the ABC flow loses stability at  $R=5.7$  and a stable periodic solution with a nonvanishing magnetic field is born. Since only a single pair of complex-conjugate eigenvalues crosses the imaginary axis at this Hopf point, the new periodic branch, period-1, retains the full symmetry. More precisely, the solution is no longer point symmetric with respect to all symmetry transformations; under the action of some of them a time shift is pro-

TABLE I. Overview of the different solution branches.

| Branch   | Interval of stability for $R$ | Symmetry |
|----------|-------------------------------|----------|
| ABC flow | $0 < R < 5.7$                 | $O$      |
| period-1 | $5.7 < R < 11.5$              | $O$      |
| period-3 | $7.7 < R < 16.0$              | $D_4$    |
| period-4 | $11.5 < R < 17.3$             | $D_3$    |
| torus-3  | $16.0 < R < 20.0$             |          |
| torus-4  | $17.3 < R < 17.9$             |          |
| chaos-3  | $R \geq 20.0$                 |          |
| chaos-4  | $R \geq 17.9$                 |          |

duced, but the periodic orbit as a whole is invariant. In this special case the time shift can be interpreted as the action of the reflection group  $Z_2$  mapping the orbit onto itself. In our numerical calculations we mainly examined the symmetry properties of the orbits as a whole, not the time shifts in detail, and thus Table I refers only to the total symmetry of the orbits. The numbers in the branch designations in Table I indicate the multiplicity of the branches, i.e., the number of coexisting branches that can be transformed into each other by elements of  $O$ . So, for instance, period-3 stands for three coexisting branches.

For  $R=7.8$  a new (threefold) periodic branch (period-3) appears. This branch is from the beginning only partially symmetric. Each orbit is invariant with respect to one of the three conjugate subgroups (cf. the Appendix)

$$D_4^1 = \{T_1, T_2, T_3, T_4, T_6, T_{22}, T_9, T_{20}\}, \quad (24)$$

$$D_4^2 = \{T_1, T_5, T_6, T_7, T_3, T_{24}, T_9, T_{23}\}, \quad (25)$$

$$D_4^3 = \{T_1, T_8, T_9, T_{10}, T_3, T_{19}, T_6, T_{21}\}. \quad (26)$$

These subgroups are isomorphic to the dihedral group  $D_4$  (the rotations and reflections of a square in a plane that leave the square invariant). Namely, the first four elements correspond to rotations about one coordinate axis and form a subgroup isomorphic to the cyclic group  $Z_4$ , while the remaining elements correspond to the four reflections of the square perpendicular to the rotational axis of the first four elements. In the octahedral group  $O$  (rotation group of the cube), which does not contain reflections, these last four elements actually correspond to rotations by  $180^\circ$  about axes lying on the plane of the square.

When traced backwards (i.e., for decreasing Reynolds number), the branches period-3 disappear for  $R=7.7$ , probably due to saddle-node bifurcations (turning points) for the periodic solutions. For increasing values of the Reynolds number, the branches period-3 undergo secondary Hopf bifurcations at  $R=16.0$ , generating the torus branches torus-3. Figure 1 shows a corresponding torus solution, namely, the projection of a trajectory onto a plane spanned by one velocity and one magnetic field (Fourier) component. At  $R=20$  these torus branches lose stability to chaotic states (see Fig. 2). The chaoticity of the solutions has been verified by calculating the largest Lyapunov exponents for selected values of the bifurcation parameter using an algorithm by Shimada and Nagashima [14]. For instance, Fig. 3 shows, for the branch chaos-3 at  $R=20.0$ , the cumulative value of the five

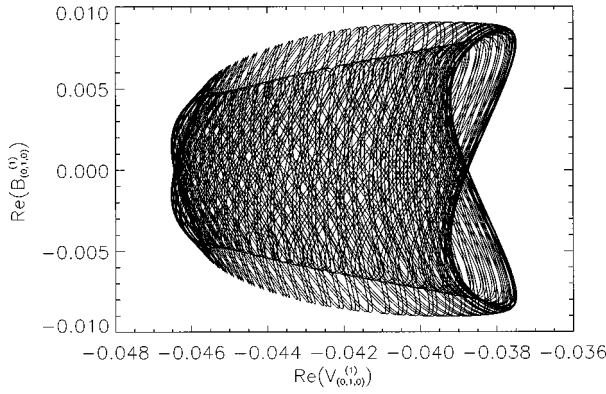


FIG. 1. Torus solution for  $R=16$  (branch torus-3).

largest Lyapunov exponents dependent on the integration time. It demonstrates a good convergence and that at least one of the exponents is positive.

We now return to the periodic branch period-1, which in a symmetry-breaking bifurcation at  $R=11.5$  splits up into four periodic solutions forming the new branches period-4. The symmetry-breaking bifurcation retains the invariance of the solutions with respect to the following conjugate subgroups, each of which is isomorphic to the dihedral group  $D_3$ :

$$D_3^1 = \{T_1, T_{11}, T_{12}, T_{22}, T_{19}, T_{24}\}, \quad (27)$$

$$D_3^2 = \{T_1, T_{13}, T_{14}, T_{20}, T_{24}, T_{21}\}, \quad (28)$$

$$D_3^3 = \{T_1, T_{16}, T_{15}, T_{22}, T_{21}, T_{23}\}, \quad (29)$$

$$D_3^4 = \{T_1, T_{18}, T_{17}, T_{20}, T_{23}, T_{19}\}. \quad (30)$$

The branches period-4 bifurcate to the torus branches torus-4, which are stable only for a relatively small interval of the Reynolds number, with a final transition to chaos at  $R=17.9$  (generation of branches chaos-4). For a certain interval of the Reynolds number these chaotic solutions exist simultaneously with the torus branch torus-3. An overview of the whole bifurcation structure is depicted schematically in Fig. 4.

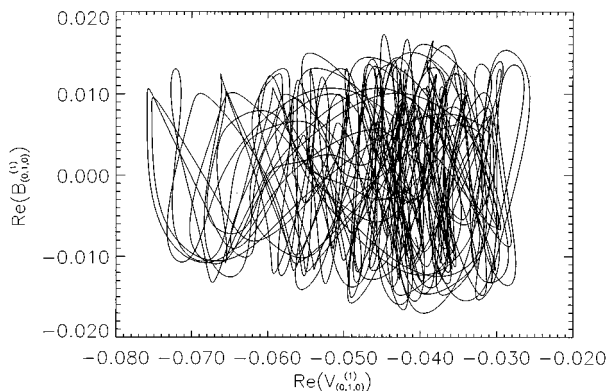


FIG. 2. Trajectory on chaotic attractor for  $R=20$  (branch chaos-3).

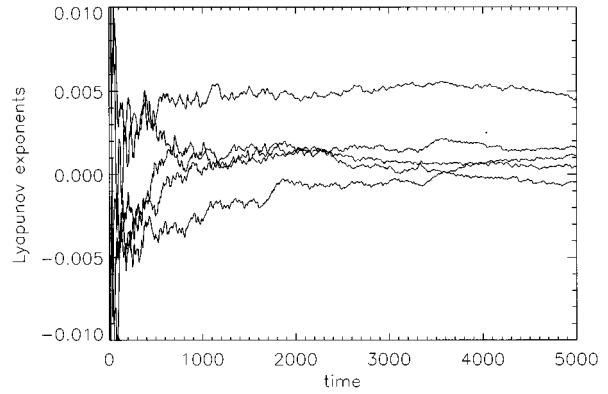


FIG. 3. Five largest Lyapunov exponents versus integration time for the branch chaos-3 at  $R=20$ .

To test the sensitivity with respect to the degree of truncation, we calculated the critical Reynolds number of the first Hopf bifurcation for different truncations. There is a tendency to higher values of the critical Reynolds number for weaker truncation (more modes taken into account); a more detailed description for the dependence on the number of included modes is given in Ref. [15]. For comparison, we have also made calculations by means of a pseudospectral code, with the (compared to the spherical truncation) relatively high resolution of  $16^3$  grid points in real space. In these calculations the first bifurcation was observed at  $R=8.9$ . This value coincides with the critical Reynolds number for the magnetic instability in the corresponding kinematic dynamo problem [5].

We have restricted ourselves to the forcing of the largest modes  $k_0=1$  [cf. Eq. (2)] and have observed an instability of the ABC flow on this largest scale. It should be noted that a forcing of higher modes  $k_0>1$  reduces the critical value of the Reynolds number by an order of magnitude, which has been demonstrated for the MHD equations by Galanti *et al.* [10] and for the purely hydrodynamic case by Wirth *et al.* [16]. For instance, Wirth *et al.* have found a negative-viscosity large-scale instability at  $R=1.92$ .

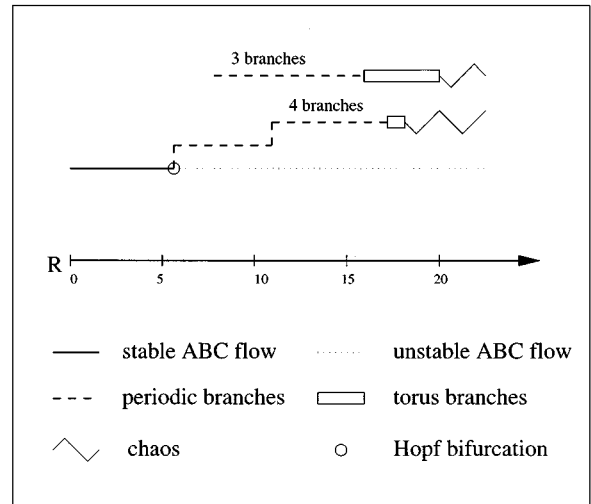


FIG. 4. Schematic bifurcation diagram.

Zheligovsky and Pouquet [8] and Podvigina and Pouquet [9] studied a related problem, namely, the purely hydrodynamic instabilities of the ABC forced NSE (without magnetic field). They described bifurcations, different stable-solution branches, and symmetry-breaking effects. Especially, they determined the value of the Reynolds number where the primary ABC flow (for the case  $A=B=C$ ) loses its stability:  $R \approx 13.044$ . Since for the MHD equations already for a smaller value of  $R$  a magnetic mode becomes unstable, their resulting bifurcation structure is different from that in the case of the NSE. But a common feature of the bifurcation properties of both systems (MHD and NSE) is that the dihedral group  $D_4$  is a relevant subgroup, leaving invariant some secondary branches, such as, e.g., period-3 in Table I.

Another interesting point in the comparison of both systems is the occurrence of a relaminarization window for the NSE, as reported in Refs. [8] and [9]. A second stable stationary solution, denoted by  $\mathcal{A}_2$ , different from the ABC flow, was found there.  $\mathcal{A}_2$  coexists first with the stable ABC flow and then, after the ABC flow has become unstable, with time-dependent solutions, including chaotic ones, that have bifurcated from the ABC flow. For further increased  $R$ ,  $\mathcal{A}_2$  becomes attractive even for solutions with initial conditions close to the (unstable) ABC flow (called relaminarization). We must state here that we have not yet been able to find a second stable stationary branch for the MHD equations, yet we cannot exclude its existence, and numerical investigations with a much higher resolution using the pseudospectral method are going on.

## V. SPATIAL STRUCTURE OF THE MAGNETIC FIELD

In this section we describe the structure of the magnetic field in real space and its changes under the influence of symmetry-breaking bifurcations. In a kinematic dynamo study using the ABC flow with  $A=B=C$ , Galloway and Frisch [7] observed ‘‘cigarlike’’ concentrations of the magnetic field about velocity stagnation points. The ABC flow for the case  $A=B=C$  has eight unstable stagnation points. The corresponding eigenvalues are real and have signs  $(+, -, -)$  or  $(-, +, +)$ . The topological structure of the ABC flow and, in particular, the intersections of the stable and unstable manifolds of the stagnation points, which form a complicated web of heteroclinic lines, were comprehensively discussed by Dombre *et al.* [4]. Stagnation points with a two-dimensional stable manifold have been denoted as  $\alpha$  type and those with a two-dimensional unstable manifold as  $\beta$  type. There are four stagnation points of each type and any two points of different type are connected by a straight line, forming a one-dimensional heteroclinic orbit. The cube diagonal through the points  $(0,0,0)$  and  $(2\pi, 2\pi, 2\pi)$ , for example, is a one-dimensional invariant manifold belonging to the stagnation points  $(3\pi/4, 3\pi/4, 3\pi/4)$  ( $\beta$  type) and  $(7\pi/4, 7\pi/4, 7\pi/4)$  ( $\alpha$  type). The rest of the ensemble of stagnation points and associated one-dimensional invariant manifolds may be obtained by applying the symmetry transformations  $T_2, T_3, T_4$ . The cigarlike structures of the magnetic field, observed by Galloway and Frisch [7] as well as by Galanti *et al.* [10] for the kinematic problem, are localized about the stagnation points of  $\alpha$  type.

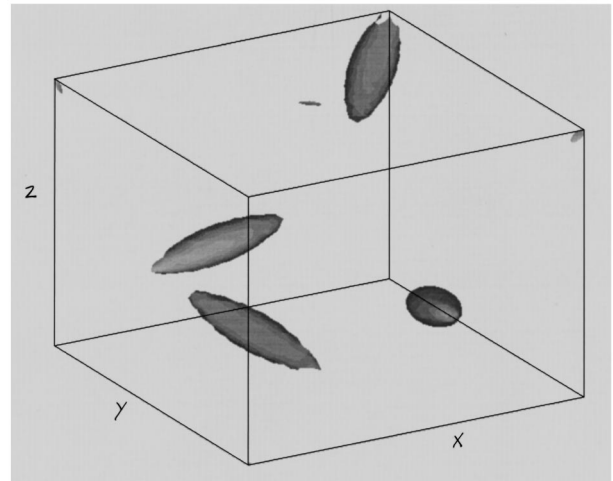


FIG. 5. Isosurfaces of the magnetic field with 65% of the maximal modulus for the symmetric branch ( $R=10$ ) in the periodic box ( $x, y, z$  between 0 and  $2\pi$ ).

For the nonlinear problem, i.e., for the full MHD equations, one expects that after the first bifurcation, where the ABC flow loses its stability and a magnetic field appears, the structure of the fields differs at first only weakly from that of the kinematic problem. In Sec. IV we already mentioned that this Hopf bifurcation retains the original symmetry for the newly created periodic branch period-1. This symmetry has also an essential influence on the spatial structure of the corresponding magnetic and velocity fields, briefly discussed here. A surprising feature of the new branch is that the eight stagnation points of the ABC flow survive, i.e., they remain time-independent zero-velocity points with the same location as for the original ABC flow. In Fig. 5 isosurfaces of the magnetic field strength for a level of 65% of the maximum value are drawn. The cigarlike structure are clearly recognizable also in the nonlinear regime. Due to the temporal periodicity, the magnetic field oscillates and the shape of the isosurfaces depends also on the time of a snapshot; sometimes they look much more like blobs. To give an impression of the dynamics, we consider the fields on the diagonal line. As already mentioned, the stagnation points remain unchanged. Furthermore, their invariant one-dimensional manifolds are formed by the same straight lines. For the diagonal line, containing two stagnation points, this follows directly from the symmetry of the branch. Namely, as a consequence of the symmetry with respect to the cyclic group  $Z_3$  as a subgroup of the full symmetry group, the velocity field has to be aligned with the diagonal direction. The same holds for the magnetic field.

In Fig. 6 the component of the magnetic field along the diagonal line is shown for different instants of a time period (stagnation points are marked by asterisks). Strong oscillations with a large amplitude occur around the stagnation point of  $\alpha$  type and the magnetic energy is mainly located in its neighborhood. The velocity field along the diagonal line oscillates only relatively weakly about the original ABC flow.

Figure 7 shows a contour plot of the modulus of the magnetic field in a particular plane through the cube  $z = 1/2(x+y)$ , which contains also the (main) diagonal axis

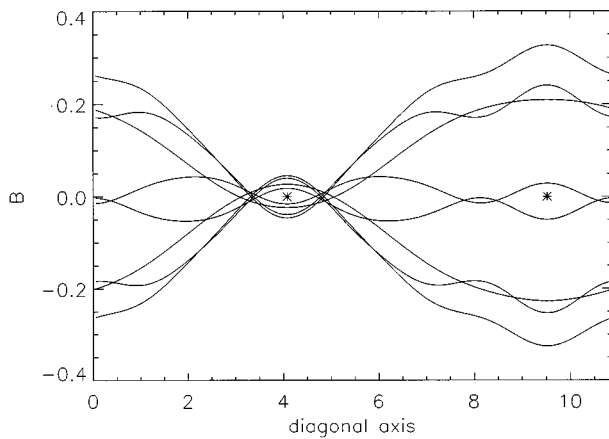


FIG. 6. Magnetic field component along the diagonal axis at different instants of time ( $R=10$ ). Stagnation points are marked by asterisks.

and its stagnation points. Thick lines correspond to levels above 65% of the maximum value and the cigarlike structure again becomes visible.

For the asymmetric branch period-4 only two of the stagnation points together with their invariant straight line survive. The others disappear, but they remain stagnation points for other branches obtained by symmetry transformations. The spatial structure of the magnetic field has also changed. For some instant of time just one bloblike structure located about the one  $\alpha$ -type stagnation point is visible. Then it is shrinking and the three other cigarlike field concentrations emerge, but without any stagnation points. This process and its reversal can be observed two times within one period.

For the other asymmetric branch, period-3, no stagnation points are present, but four cigarlike field concentrations may again be recognized. In contrast to the structures seen in Fig. 5, they are now deformed and shifted away from the location of the former stagnation points. The whole structure is oscillating and at some instants the magnetic energy seems to be distributed over the whole cube.

It is not the aim of this section to describe the structural properties of the magnetic field for all branches listed in Table I, but at last we would like to discuss briefly the chaotic branch chaos-3. It is interesting that also for this branch, the magnetic energy is on average mainly concentrated in four tubelike structures. These oscillate and move irregularly through the cube. The appearance of just four strong-field regions is still reminiscent of the four  $\alpha$ -type stagnation points of the original ABC flow.

## VI. DISCUSSION

In this paper we have described in detail symmetry-breaking bifurcations for the three-dimensional MHD equations with ABC forcing. Periodic and quasiperiodic branches that bifurcate from the steady nonmagnetic ABC flow as the strength of the forcing is raised have been traced until they eventually end up in chaotic states. Furthermore, we have analyzed the relation between subgroup symmetries of bifurcating branches and the spatial structure of the magnetic field.

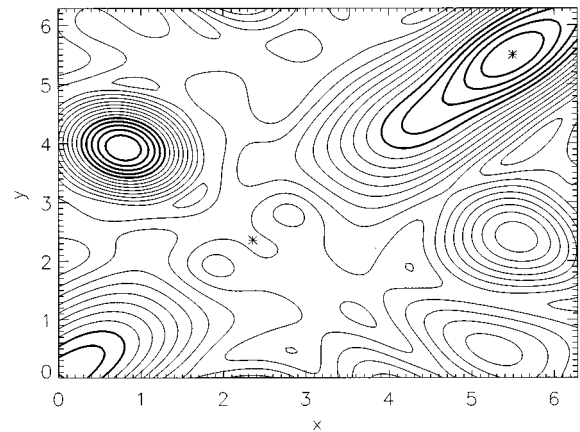


FIG. 7. Contour plot of the modulus of the magnetic field in the plane  $z = 1/2(x+y)$  ( $R=10$ ). The plane is parametrized by the coordinates  $x$  and  $y$ . The stagnation points on the diagonal line are marked by asterisks. Thick lines correspond to contour levels above 65% of the maximum value.

The majority of the results of our bifurcation analysis were obtained by applying a spherical truncation in Fourier space retaining 89  $\mathbf{k}$  vectors, which amounts to studying a system of 712 ODEs. To test the sensitivity of our results with respect to the degree of truncation in Fourier space, we partially used a much higher resolution by means of a pseudospectral method. The bifurcation structure seems to be the same or at least similar for all truncations. For instance, the instability of the primary ABC flow with respect to a periodic solution with nonvanishing magnetic field and the appearance of other coexisting periodic branches, denoted by period-3 in Table I, together with their described symmetry properties, have been confirmed in high-resolution simulations. Quasiperiodic and periodic solutions have also been found applying the pseudospectral technique, but we have not yet been able to classify all solution branches as systematically as given in Table I. We plan to continue the bifurcation analysis for high resolutions, i.e., to determine the corresponding bifurcation diagram and to describe the symmetry-breaking effects.

For the case of the (nonmagnetic) NSE, Podvigina and Pouquet [9] have found a steady-state branch different from the ABC flow and coexisting with it (or with solutions bifurcating from it). The existence of a similar steady-state branch for the MHD equations remains an open problem, which we also plan to attack by means of high-resolution pseudospectral techniques.

## ACKNOWLEDGMENT

B.G. acknowledges financial support from the Max-Planck-Gesellschaft for his visit to the Nonlinear Dynamics Group at the University of Potsdam.

## APPENDIX

Here we give a complete list of the symmetry transformations for which the MHD equations with the ABC forcing

TABLE II. Group table.

|          | $T_1$    | $T_2$    | $T_3$    | $T_4$    | $T_5$    | $T_6$    | $T_7$    | $T_8$    | $T_9$    | $T_{10}$ | $T_{11}$ | $T_{12}$ | $T_{13}$ | $T_{14}$ | $T_{15}$ | $T_{16}$ | $T_{17}$ | $T_{18}$ | $T_{19}$ | $T_{20}$ | $T_{21}$ | $T_{22}$ | $T_{23}$ | $T_{24}$ |
|----------|----------|----------|----------|----------|----------|----------|----------|----------|----------|----------|----------|----------|----------|----------|----------|----------|----------|----------|----------|----------|----------|----------|----------|----------|
| $T_1$    | $T_1$    | $T_2$    | $T_3$    | $T_4$    | $T_5$    | $T_6$    | $T_7$    | $T_8$    | $T_9$    | $T_{10}$ | $T_{11}$ | $T_{12}$ | $T_{13}$ | $T_{14}$ | $T_{15}$ | $T_{16}$ | $T_{17}$ | $T_{18}$ | $T_{19}$ | $T_{20}$ | $T_{21}$ | $T_{22}$ | $T_{23}$ | $T_{24}$ |
| $T_2$    | $T_2$    | $T_3$    | $T_4$    | $T_1$    | $T_{16}$ | $T_{20}$ | $T_{11}$ | $T_{13}$ | $T_{22}$ | $T_{18}$ | $T_{23}$ | $T_{10}$ | $T_{19}$ | $T_7$    | $T_8$    | $T_{24}$ | $T_5$    | $T_{21}$ | $T_{15}$ | $T_9$    | $T_{12}$ | $T_6$    | $T_{14}$ | $T_{17}$ |
| $T_3$    | $T_3$    | $T_4$    | $T_1$    | $T_2$    | $T_{24}$ | $T_9$    | $T_{23}$ | $T_{19}$ | $T_6$    | $T_{21}$ | $T_{14}$ | $T_{18}$ | $T_{15}$ | $T_{11}$ | $T_{13}$ | $T_{17}$ | $T_{16}$ | $T_{12}$ | $T_8$    | $T_{22}$ | $T_{10}$ | $T_{20}$ | $T_7$    | $T_5$    |
| $T_4$    | $T_4$    | $T_1$    | $T_2$    | $T_3$    | $T_{17}$ | $T_{22}$ | $T_{14}$ | $T_{15}$ | $T_{20}$ | $T_{12}$ | $T_7$    | $T_{21}$ | $T_8$    | $T_{23}$ | $T_{19}$ | $T_5$    | $T_{24}$ | $T_{10}$ | $T_{13}$ | $T_6$    | $T_{18}$ | $T_9$    | $T_{11}$ | $T_{16}$ |
| $T_5$    | $T_5$    | $T_{13}$ | $T_{23}$ | $T_{12}$ | $T_6$    | $T_7$    | $T_1$    | $T_{17}$ | $T_{24}$ | $T_{16}$ | $T_8$    | $T_{20}$ | $T_{22}$ | $T_{10}$ | $T_4$    | $T_{19}$ | $T_{21}$ | $T_2$    | $T_{14}$ | $T_{15}$ | $T_{11}$ | $T_{18}$ | $T_9$    | $T_3$    |
| $T_6$    | $T_6$    | $T_{22}$ | $T_9$    | $T_{20}$ | $T_7$    | $T_1$    | $T_5$    | $T_{21}$ | $T_3$    | $T_{19}$ | $T_{17}$ | $T_{15}$ | $T_{18}$ | $T_{16}$ | $T_{12}$ | $T_{14}$ | $T_{11}$ | $T_{13}$ | $T_{10}$ | $T_4$    | $T_8$    | $T_2$    | $T_{24}$ | $T_{23}$ |
| $T_7$    | $T_7$    | $T_{18}$ | $T_{24}$ | $T_{15}$ | $T_1$    | $T_5$    | $T_6$    | $T_{11}$ | $T_{23}$ | $T_{14}$ | $T_{21}$ | $T_4$    | $T_2$    | $T_{19}$ | $T_{20}$ | $T_{10}$ | $T_8$    | $T_{22}$ | $T_{16}$ | $T_{12}$ | $T_{17}$ | $T_{13}$ | $T_3$    | $T_9$    |
| $T_8$    | $T_8$    | $T_{11}$ | $T_{21}$ | $T_{17}$ | $T_{13}$ | $T_{19}$ | $T_{15}$ | $T_9$    | $T_{10}$ | $T_1$    | $T_{20}$ | $T_5$    | $T_{23}$ | $T_4$    | $T_{24}$ | $T_2$    | $T_{22}$ | $T_7$    | $T_3$    | $T_{16}$ | $T_6$    | $T_{14}$ | $T_{12}$ | $T_{18}$ |
| $T_9$    | $T_9$    | $T_{20}$ | $T_6$    | $T_{22}$ | $T_{23}$ | $T_3$    | $T_{24}$ | $T_{10}$ | $T_1$    | $T_8$    | $T_{16}$ | $T_{13}$ | $T_{12}$ | $T_{17}$ | $T_{18}$ | $T_{11}$ | $T_{14}$ | $T_{15}$ | $T_{21}$ | $T_2$    | $T_{19}$ | $T_4$    | $T_5$    | $T_7$    |
| $T_{10}$ | $T_{10}$ | $T_{16}$ | $T_{19}$ | $T_{14}$ | $T_{12}$ | $T_{21}$ | $T_{18}$ | $T_1$    | $T_8$    | $T_9$    | $T_2$    | $T_{23}$ | $T_5$    | $T_{22}$ | $T_7$    | $T_{20}$ | $T_4$    | $T_{24}$ | $T_6$    | $T_{11}$ | $T_3$    | $T_{17}$ | $T_{13}$ | $T_{15}$ |
| $T_{11}$ | $T_{11}$ | $T_{21}$ | $T_{17}$ | $T_8$    | $T_2$    | $T_{16}$ | $T_{20}$ | $T_{23}$ | $T_{14}$ | $T_7$    | $T_{12}$ | $T_1$    | $T_3$    | $T_{15}$ | $T_9$    | $T_{18}$ | $T_{13}$ | $T_6$    | $T_{24}$ | $T_{10}$ | $T_5$    | $T_{19}$ | $T_4$    | $T_{22}$ |
| $T_{12}$ | $T_{12}$ | $T_5$    | $T_{13}$ | $T_{23}$ | $T_{21}$ | $T_{18}$ | $T_{10}$ | $T_4$    | $T_{15}$ | $T_{20}$ | $T_1$    | $T_{11}$ | $T_{17}$ | $T_9$    | $T_{14}$ | $T_6$    | $T_3$    | $T_{16}$ | $T_{22}$ | $T_7$    | $T_2$    | $T_{24}$ | $T_8$    | $T_{19}$ |
| $T_{13}$ | $T_{13}$ | $T_{23}$ | $T_{12}$ | $T_5$    | $T_{19}$ | $T_{15}$ | $T_8$    | $T_{22}$ | $T_{18}$ | $T_2$    | $T_9$    | $T_{16}$ | $T_{14}$ | $T_1$    | $T_{17}$ | $T_3$    | $T_6$    | $T_{11}$ | $T_4$    | $T_{24}$ | $T_{20}$ | $T_7$    | $T_{10}$ | $T_{21}$ |
| $T_{14}$ | $T_{14}$ | $T_{10}$ | $T_{16}$ | $T_{19}$ | $T_4$    | $T_{17}$ | $T_{22}$ | $T_7$    | $T_{11}$ | $T_{23}$ | $T_{18}$ | $T_3$    | $T_1$    | $T_{13}$ | $T_6$    | $T_{12}$ | $T_{15}$ | $T_9$    | $T_5$    | $T_{21}$ | $T_{24}$ | $T_8$    | $T_2$    | $T_{20}$ |
| $T_{15}$ | $T_{15}$ | $T_7$    | $T_{18}$ | $T_{24}$ | $T_8$    | $T_{13}$ | $T_{19}$ | $T_{20}$ | $T_{12}$ | $T_4$    | $T_6$    | $T_{17}$ | $T_{11}$ | $T_3$    | $T_{16}$ | $T_1$    | $T_9$    | $T_{14}$ | $T_2$    | $T_5$    | $T_{22}$ | $T_{23}$ | $T_{21}$ | $T_{10}$ |
| $T_{16}$ | $T_{16}$ | $T_{19}$ | $T_{14}$ | $T_{10}$ | $T_{20}$ | $T_{11}$ | $T_2$    | $T_5$    | $T_{17}$ | $T_{24}$ | $T_{13}$ | $T_9$    | $T_6$    | $T_{18}$ | $T_1$    | $T_{15}$ | $T_{12}$ | $T_3$    | $T_7$    | $T_8$    | $T_{23}$ | $T_{21}$ | $T_{22}$ | $T_4$    |
| $T_{17}$ | $T_{17}$ | $T_8$    | $T_{11}$ | $T_{21}$ | $T_{22}$ | $T_{14}$ | $T_4$    | $T_{24}$ | $T_{16}$ | $T_5$    | $T_{15}$ | $T_6$    | $T_9$    | $T_{12}$ | $T_3$    | $T_{13}$ | $T_{18}$ | $T_1$    | $T_{23}$ | $T_{19}$ | $T_7$    | $T_{10}$ | $T_{20}$ | $T_2$    |
| $T_{18}$ | $T_{18}$ | $T_{24}$ | $T_{15}$ | $T_7$    | $T_{10}$ | $T_{12}$ | $T_{21}$ | $T_2$    | $T_{13}$ | $T_{22}$ | $T_3$    | $T_{14}$ | $T_{16}$ | $T_6$    | $T_{11}$ | $T_9$    | $T_1$    | $T_{17}$ | $T_{20}$ | $T_{23}$ | $T_4$    | $T_5$    | $T_{19}$ | $T_8$    |
| $T_{19}$ | $T_{19}$ | $T_{14}$ | $T_{10}$ | $T_{16}$ | $T_{15}$ | $T_8$    | $T_{13}$ | $T_6$    | $T_{21}$ | $T_3$    | $T_{22}$ | $T_{24}$ | $T_7$    | $T_2$    | $T_5$    | $T_4$    | $T_{20}$ | $T_{23}$ | $T_1$    | $T_{17}$ | $T_9$    | $T_{11}$ | $T_{18}$ | $T_{12}$ |
| $T_{20}$ | $T_{20}$ | $T_6$    | $T_{22}$ | $T_9$    | $T_{11}$ | $T_2$    | $T_{16}$ | $T_{12}$ | $T_4$    | $T_{15}$ | $T_5$    | $T_8$    | $T_{21}$ | $T_{24}$ | $T_{10}$ | $T_7$    | $T_{23}$ | $T_{19}$ | $T_{18}$ | $T_1$    | $T_{13}$ | $T_3$    | $T_{17}$ | $T_{14}$ |
| $T_{21}$ | $T_{21}$ | $T_{17}$ | $T_8$    | $T_{11}$ | $T_{18}$ | $T_{10}$ | $T_{12}$ | $T_3$    | $T_{19}$ | $T_6$    | $T_4$    | $T_7$    | $T_{24}$ | $T_{20}$ | $T_{23}$ | $T_{22}$ | $T_2$    | $T_5$    | $T_9$    | $T_{14}$ | $T_1$    | $T_{16}$ | $T_{15}$ | $T_{13}$ |
| $T_{22}$ | $T_{22}$ | $T_9$    | $T_{20}$ | $T_6$    | $T_{14}$ | $T_4$    | $T_{17}$ | $T_{18}$ | $T_2$    | $T_{13}$ | $T_{24}$ | $T_{19}$ | $T_{10}$ | $T_5$    | $T_{21}$ | $T_{23}$ | $T_7$    | $T_8$    | $T_{12}$ | $T_3$    | $T_{15}$ | $T_1$    | $T_{16}$ | $T_{11}$ |
| $T_{23}$ | $T_{23}$ | $T_{12}$ | $T_5$    | $T_{13}$ | $T_3$    | $T_{24}$ | $T_9$    | $T_{14}$ | $T_7$    | $T_{11}$ | $T_{10}$ | $T_2$    | $T_4$    | $T_8$    | $T_{22}$ | $T_{21}$ | $T_{19}$ | $T_{20}$ | $T_{17}$ | $T_{18}$ | $T_{16}$ | $T_{15}$ | $T_1$    | $T_6$    |
| $T_{24}$ | $T_{24}$ | $T_{15}$ | $T_7$    | $T_{18}$ | $T_9$    | $T_{23}$ | $T_3$    | $T_{16}$ | $T_5$    | $T_{17}$ | $T_{19}$ | $T_{22}$ | $T_{20}$ | $T_{21}$ | $T_2$    | $T_8$    | $T_{10}$ | $T_4$    | $T_{11}$ | $T_{13}$ | $T_{14}$ | $T_{12}$ | $T_6$    | $T_1$    |

( $A=B=C=R$ ,  $k_0=1$ ) given by Eqs. (1), (17), (18), and (7) are equivariant (transformations of the local coordinates modulo  $2\pi$ ):

$$\begin{aligned}
 T_{20}: & \quad x_1 \rightarrow -x_1 - \pi/2, & x_2 \rightarrow -x_3 - \pi/2, & x_3 \rightarrow -x_2 - \pi/2; \\
 T_{21}: & \quad x_1 \rightarrow -x_2 - \pi/2, & x_2 \rightarrow -x_1 - \pi/2, & x_3 \rightarrow -x_3 - \pi/2; \\
 T_{22}: & \quad x_1 \rightarrow -x_1 + \pi/2, & x_2 \rightarrow x_3 + \pi/2, & x_3 \rightarrow x_2 - \pi/2; \\
 T_{23}: & \quad x_1 \rightarrow x_3 - \pi/2, & x_2 \rightarrow -x_2 + \pi/2, & x_3 \rightarrow x_1 + \pi/2; \\
 T_{24}: & \quad x_1 \rightarrow -x_3 - \pi/2, & x_2 \rightarrow -x_2 - \pi/2, & x_3 \rightarrow -x_1 - \pi/2.
 \end{aligned}$$

$T_1$ : identity

$$\begin{aligned}
 T_2: & \quad x_1 \rightarrow x_1 + \pi/2, & x_2 \rightarrow x_3 - \pi/2, & x_3 \rightarrow -x_2 + \pi/2; \\
 T_3: & \quad x_1 \rightarrow x_1 + \pi, & x_2 \rightarrow -x_2, & x_3 \rightarrow -x_3 + \pi; \\
 T_4: & \quad x_1 \rightarrow x_1 - \pi/2, & x_2 \rightarrow -x_3 + \pi/2, & x_3 \rightarrow x_2 + \pi/2; \\
 T_5: & \quad x_1 \rightarrow -x_3 + \pi/2, & x_2 \rightarrow x_2 + \pi/2, & x_3 \rightarrow x_1 - \pi/2; \\
 T_6: & \quad x_1 \rightarrow -x_1 + \pi, & x_2 \rightarrow x_2 + \pi, & x_3 \rightarrow -x_3; \\
 T_7: & \quad x_1 \rightarrow x_3 + \pi/2, & x_2 \rightarrow x_2 - \pi/2, & x_3 \rightarrow -x_1 + \pi/2; \\
 T_8: & \quad x_1 \rightarrow x_2 - \pi/2, & x_2 \rightarrow -x_1 + \pi/2, & x_3 \rightarrow x_3 + \pi/2; \\
 T_9: & \quad x_1 \rightarrow -x_1, & x_2 \rightarrow -x_2 + \pi, & x_3 \rightarrow x_3 + \pi; \\
 T_{10}: & \quad x_1 \rightarrow -x_2 + \pi/2, & x_2 \rightarrow x_1 + \pi/2, & x_3 \rightarrow x_3 - \pi/2; \\
 \\ 
 T_{11}: & \quad x_1 \rightarrow x_3 + \pi, & x_2 \rightarrow -x_1, & x_3 \rightarrow -x_2 + \pi; \\
 T_{12}: & \quad x_1 \rightarrow -x_2, & x_2 \rightarrow -x_3 + \pi, & x_3 \rightarrow x_1 + \pi; \\
 T_{13}: & \quad x_1 \rightarrow x_2, & x_2 \rightarrow x_3, & x_3 \rightarrow x_1; \\
 T_{14}: & \quad x_1 \rightarrow x_3, & x_2 \rightarrow x_1, & x_3 \rightarrow x_2; \\
 T_{15}: & \quad x_1 \rightarrow x_2 + \pi, & x_2 \rightarrow -x_3, & x_3 \rightarrow -x_1 + \pi; \\
 T_{16}: & \quad x_1 \rightarrow -x_3 + \pi, & x_2 \rightarrow x_1 + \pi, & x_3 \rightarrow -x_2; \\
 T_{17}: & \quad x_1 \rightarrow -x_3, & x_2 \rightarrow -x_1 + \pi, & x_3 \rightarrow x_2 + \pi; \\
 T_{18}: & \quad x_1 \rightarrow -x_2 + \pi, & x_2 \rightarrow x_3 + \pi, & x_3 \rightarrow -x_1; \\
 \\ 
 T_{19}: & \quad x_1 \rightarrow x_2 + \pi/2, & x_2 \rightarrow x_1 - \pi/2, & x_3 \rightarrow -x_3 + \pi/2;
 \end{aligned}$$

In the list the transformations have been arranged so as to make visible the group structure of of the octahedral group  $O$ , the rotations that leave a cube invariant. It is known [17] that the group can be decomposed according to

$$O = \dot{\cup}^3 Z_4 \dot{\cup}^4 Z_3 \dot{\cup}^6 Z_2.$$

The elements  $T_2, \dots, T_{10}$  correspond to rotations by  $90^\circ$  of a cube about the three axes through the middle points of its faces and form together with  $T_1$  three copies of the cyclic group  $Z_4$ . The elements  $T_{11}, \dots, T_{18}$  may be interpreted as rotations by  $120^\circ$  about the four diagonal axes (four copies of  $Z_3$ ). Finally each element of the last block is, together with  $T_1$ , isomorphic to  $Z_2$  and is related to rotations by  $180^\circ$  about the axes crossing opposite edges (all axes mentioned here also cross the middle point of the cube). Table II is the group table for the octahedral group  $O$ , calculated from the transformations by means of the MATHEMATICA package [18].

- [1] P. H. Roberts and A. M. Soward, *Annu. Rev. Fluid Mech.* **24**, 459 (1992).
- [2] V. I. Arnold, *C. R. Acad. Sci. Paris* **261**, 17 (1965).
- [3] V. I. Arnold and E. I. Korkina, *Vest. Mosk. Univ. Mat. Mekh.* **3**, 43 (1983).
- [4] T. Dombre *et al.*, *J. Fluid Mech.* **167**, 353 (1986).
- [5] D. Galloway and U. Frisch, *Geophys. Astrophys. Fluid Dyn.* **36**, 53 (1986).
- [6] B. Galanti, A. Pouquet, and P. L. Sulem, in *Theory of Solar and Planetary Dynamos*, edited by M. R. E. Proctor, P. C. Matthews, and A. M. Rucklidge (Cambridge University Press, Cambridge, 1993), pp. 99–103.
- [7] D. Galloway and U. Frisch, *J. Fluid Mech.* **180**, 557 (1987).
- [8] O. Zheligovsky and A. Pouquet, in *Theory of Solar and Planetary Dynamos* (Ref. [6]), pp. 347–354.
- [9] O. Podvigina and A. Pouquet, *Physica D* **75**, 471 (1994).
- [10] B. Galanti, P. L. Sulem, and A. Pouquet, *Geophys. Astrophys. Fluid Dyn.* **66**, 183 (1992).
- [11] F. Feudel, N. Seehafer, and O. Schmidtman, *Phys. Lett. A* **202**, 73 (1995).
- [12] P. H. Roberts, *An Introduction to Magnetohydrodynamics* (Longmans, London, 1967).
- [13] V. I. Arnold, in *Some Problems of Modern Analysis*, edited by V. M. Tikhomirov (Moscow State University, Moscow, 1984), pp. 8–21.
- [14] I. Shimada and T. Nagashima, *Prog. Theor. Phys.* **61**, 1605 (1979).
- [15] F. Feudel, N. Seehafer, and O. Schmidtman, *Math. Comput. Simulat.* **40**, 235 (1996).
- [16] A. Wirth, S. Gama, and U. Frisch, *J. Fluid Mech.* **288**, 249 (1995).
- [17] M. Golubitsky, I. Stewart, and D. G. Schaeffer, *Singularities and Groups in Bifurcation Theory* (Springer-Verlag, New York, 1988), Vol. II.
- [18] S. Wolfram, *Mathematica* (Addison-Wesley, Redwood City, CA, 1988).