

Randomly charged polymers, random walks, and their extremal properties

Deniz Ertaş^{1,*} and Yacov Kantor²

¹*Department of Physics, Massachusetts Institute of Technology, Cambridge, Massachusetts 02139*

²*School of Physics and Astronomy, Tel Aviv University, Tel Aviv 69 978, Israel*

(Received 7 June 1995)

Motivated by an investigation of ground state properties of randomly charged polymers, we discuss the size distribution of the largest Q -segments (segments with total charge Q) in such polymers with N monomers (N -mers). Upon mapping the charge sequence to one-dimensional random walks (RWs), this corresponds to finding the probability for the largest segment with total displacement Q in an N -step RW to have length L . Using analytical, exact enumeration, and Monte Carlo methods, we reveal the complex structure of the probability distribution in the large N limit. In particular, the size of the longest neutral segment has a distribution with a square-root singularity at $\ell \equiv L/N = 1$, an essential singularity at $\ell = 0$, and a discontinuous derivative at $\ell = 1/2$. The behavior near $\ell = 1$ is related to another interesting RW problem, which we call the "staircase problem." We also discuss the generalized problem for d -dimensional RW's.

PACS number(s): 36.20.-r, 02.50.-r, 05.40.+j

I. INTRODUCTION

The importance of understanding proteins [1] has attracted much attention to the statistical mechanics of heterogeneous polymers. A particular type of heteropolymers built with a random mixture of positively and negatively charged groups along their backbone are called polyampholytes (PA's). The presence of long-range electrostatic interactions causes a rather unique behavior in such polymers: the behavior of a single PA with unscreened electrostatic interactions at a low temperature T is extremely sensitive to its total (excess) charge Q_0 . Geometrical properties of polymers can be conveniently described by their radius of gyration (root-mean-squared size) R_g [2]. At high T , the effect of electrostatic interactions is small and R_g is approximately equal to that of an uncharged polymer. However, upon lowering of T the PA attempts to take advantage of the presence of two types of charges along its backbone by assuming spatial conformations in which every charge is predominantly surrounded by charges of an opposite sign. This behavior can be approximately described using a Debye-Hückel-type theory [3], which leads to the conclusion that at low T the polymer should collapse into a dense state with condensation energy $E_{\text{cond}} \sim -Nq_0^2/a$, where N is the number monomers, q_0 is the typical charge of a monomer, and a is a microscopic distance such as diameter of the monomer. In such a collapsed state, $R_g \sim N^{1/3}$. On the other hand, renormalization group inspired scaling arguments showed [4] that at low T one should expect a strongly stretched state with $R_g \sim N$. This apparent contradiction was resolved by noting [5] that the low- T

behavior is extremely sensitive to the overall charge Q_0 : It has been observed [5] that randomly charged PA's with *vanishing* Q_0 indeed collapse at low T , while R_g , which is averaged over *unrestricted* quenches, grows with decreasing T . Such sensitivity is consistent with experimental observations of PA's [6].

From a detailed study of the Q_0 dependence of R_g , the following picture began emerging [7,8]: Consider a dense (globular, approximately spherical) low- T state of the PA. Its energy can be roughly separated into three terms, such as

$$E = -N \frac{q_0^2}{a} + \gamma S + Q_0^2/R_g. \quad (1)$$

(In this description we omit the dimensionless prefactors of order unity.) The first term in this equation represents the Debye-Hückel-type condensation energy, the second term is the surface energy (where the surface tension $\gamma \approx q_0^2/a^3$, and the surface area $S \approx a^2 N^{2/3}$), while the last term is the electrostatic energy of the globule of radius $R_g \approx a N^{1/3}$. For vanishing Q_0 , the globule remains approximately spherical. However, when $Q_0 > Q_R \approx q_0 N^{1/2}$, the electrostatic term exceeds the surface tension term, the spherical shape becomes unstable and the polymer starts to stretch in order to minimize the electrostatic energy. Since the threshold charge Q_R increases with N exactly as the standard deviation of the total charge Q_0 in a random sequence of charges, for any N there will be a finite portion of chains with Q_0 exceeding Q_R . (Note that this property is specific to three-dimensional electrostatic interactions. For the N dependence of Q_R in general space dimensions, see Ref. [8].) While the above arguments suggest that a typical PA should stretch out at low T , such stretching may lead to a loss of the condensation energy. A reasonable compromise between stretching (which minimizes the electrostatic energy) and remaining compact (which gains in

*Present address: Department of Physics, Harvard University, Cambridge, MA 02138.

condensation energy) is for the PA to form a *necklace* of weakly charged blobs connected with highly charged “necks,” by taking advantage of the charge fluctuations along the chain. The results of the Monte Carlo [7] and exact enumeration [8] studies qualitatively support such a picture. An example of such a low-energy configuration is shown in Fig. 1.

While the exact treatment of electrostatic interactions is not possible, we can pose a simplified problem which, we hope, captures some essential features of this necklace model. For example, we may ask what the typical size of the largest neutral (or weakly charged) segment in a random sequence of N charges will be. In order to answer this question, we investigated the size distribution of the largest Q -segments (segments with a total charge Q) in such N monomers (N -mers). This problem can be mapped to a one-dimensional random walk (RW): the sequence of charges $\{q_i\}$ ($i = 1, \dots, N$; $q_i = \pm 1$) is mapped into a sequence of unit steps in the positive or negative directions along an axis. The sequence of charges with vanishing total charge Q_0 now corresponds to a RW that returns to the origin after N steps, while a neutral segment inside the sequence of charges corresponds to a loop inside the RW. Similarly, a segment with charge Q corresponds to a segment (in the corresponding RW) whose end is displaced by Q units from its beginning. The primary objective of this work is to investigate the probability $P_N(L, Q)$ that the *largest* Q -segment in an N -step RW has length L .

There is an apparent simplicity of the formulation of the problem; i.e., it is similar (and related) to the classi-

cal RW problems [9], such as the problem of first passage times or the problem of last return to the starting point, for which probability distributions can be computed exactly by using the method of reflections [10]. However, the search for the *longest* segment of the RW, among all possible starting points, creates a more complicated problem. In its essence, the problem is more closely related to the statistics of self-avoiding, rather than regular, random walks. This will be clearly seen in Sec. V where a particularly simple limit of the problem is reduced to a problem of two *interacting* walkers (one of which is the “staircase walker”). The “self-interacting nature” of the problem can be seen even more clearly in its generalizations to arbitrary space dimension d , where many analogies between this problem and the self-avoiding walks exist.

Some of the results presented in this paper have been briefly reported before [11]. In this work we present a complete exposition of those results, as well as many new results related to this problem and its generalized version. In Sec. II we define the problem accurately and argue that in the large- N limit it can be described in terms of a probability density $p(\ell, q)$, where $\ell \equiv L/N$ and $q \equiv Q/\sqrt{N}$ are the reduced length and charge, respectively. This probability density is investigated using Monte Carlo (MC) and exact enumeration methods, as well as by analytical arguments. In particular, we show that the function $p(\ell, 0)$ has an essential singularity in the $\ell \rightarrow 0$ limit, and diverges as $1/\sqrt{(1-\ell)}$ in the limit $\ell \rightarrow 1$. These properties can be easily understood from qualitative arguments presented in Sec. III. In Sec. IV we construct an exact integral expression that enables an analytic investigation of certain properties of $p(\ell, q)$. In Sec. V we show that our problem is related to a different problem of two random walkers (which we call the “staircase problem”). This relation enables us to use the latter problem to investigate the behavior of $p(\ell, 0)$ in the limit $\ell \rightarrow 1$. While some of the properties of $p(\ell, q)$ can be deduced analytically, we had to complement our results by MC and exact enumeration studies, which appear in almost every section of the paper along with analytical arguments on the subject.

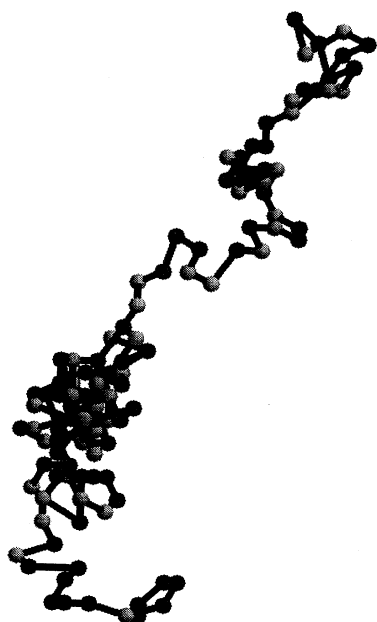


FIG. 1. Low- T configuration of a polyampholyte, which resembles a necklace made up of weakly charged beads and a highly charged string. Dark and light spheres denote monomers of opposite charge.

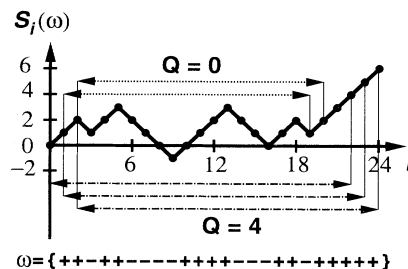


FIG. 2. Example of a RS ω , and the corresponding RW depicted by $S_i(\omega)$. In this case, the longest 0-segments have lengths $L = 18$ (dotted lines), while the longest 4-segments (dot-dashed lines) have lengths $L = 22$. There are no 8-segments.

An additional insight into the problem can be gained by considering its generalization to d -dimensional RW's. (This generalization is *not* related to the original problem of PAs or to their embedding dimension.) In this generalization, which is described in Sec. VI, \mathbf{Q} is treated as a d -dimensional vector rather than a scalar. As in the one-dimensional case, $\mathbf{Q} = \mathbf{0}$ corresponds to a loop in the RW. Since the generalized problem investigates the presence of large loops, it is somewhat related to the problem of self-avoiding walks [2], whose behavior is also controlled by self-intersections (i.e., loops). In particular, the probability distribution of the \mathbf{Q} -segments becomes trivial for $d > 4$, when large loops are virtually absent.

II. EXTREMAL SEGMENTS: DEFINITIONS AND MAIN PROPERTIES

In this section, we present an exact definition of the problem of extremal segments of a one-dimensional sequence and review the qualitative features of the resulting probability distributions.

Consider the set Ω_N , which contains all N -element sequences $\{q_i\}$ ($i = 1, \dots, N; q_i = \pm 1$). Here, q_i physically corresponds to the charge (positive or negative) on the i th monomer of the N -mer. Alternatively, it can be thought of as the direction of the i th step of an N -step one-dimensional RW. A randomly charged polymer (or, alternatively, RW) can then be represented as a random sequence (RS) $\omega \in \Omega_N$ picked with equal probability 2^{-N} . Figure 2 depicts an example of such a sequence and the corresponding path, where the position $S_i(\omega) = \sum_{j=1}^i q_j$ of the path at index i gives the accumulated charge from the beginning of the polymer till the i th monomer. [$S_0(\omega) \equiv 0$.] In the language of the RW's, S_i is simply the displacement of the walk from the origin after i steps. Every segment of the sequence between, say, steps i and j , has a certain charge $Q_{ij}(\omega) = S_j(\omega) - S_i(\omega)$. A segment for which $Q_{ij}(\omega) = Q$ will be called a Q -segment. Given a randomly chosen sequence $\omega \in \Omega_N$ and a charge Q , let $P_N(L, Q)$ denote the probability that the *largest* Q -segment in ω has length L . It should be stressed that the definition refers to the largest Q -segment among many possible Q -segments with different starting points that may exist in ω . For example, the dotted lines in Fig. 2 indicate the longest 0-segments ($L = 18$) and the dot-dashed lines show the longest 4-segments ($L = 22$) in a sequence with $N = 24$ [12]. Clearly, the longest Q -segment does not have to be unique. If there is at least one Q -segment in the sequence then its length L satisfies $0 \leq L \leq N$. From the definitions is clear that the 0-segment is always present and therefore $\sum_{L=0}^N P_N(L, 0) = 1$. However, the set of Q -segments in a given sequence may be empty for $|Q| > 0$: For example, the sequence shown in Fig. 2 has no 8-segments. Thus, $\sum_{L=0}^N P_N(L, Q) < 1$ for $|Q| > 0$.

Most properties of RS's have simple continuum limits. We demonstrate this in Secs. III and V by discussing RW problems that are exactly solvable, and relating them to the behavior of $P_N(L, Q)$ in certain limits. Thus, we

also expect $P_N(L, Q)$ to approach a similar scaling form when $N, L, Q \rightarrow \infty$, while the reduced length $\ell \equiv L/N$ and the reduced charge $q \equiv Q/\sqrt{N}$ are kept constant. In this continuum limit, it is more convenient to work with the *probability density*

$$p(\ell, q) \equiv \frac{N}{2} [P_N(L, Q) + P_N(L+1, Q)]. \quad (2)$$

Of course, for small N , this definition of $p(\ell, q)$ will still depend on N . We expect it to become a function only of the reduced variables in the $N, L, Q \rightarrow \infty$ limit. Note that at least one term in the square brackets of Eq. (2) vanishes since $P_N(L, Q) = 0$ for odd $L + Q$. To prevent even-odd oscillations, we included two terms in the definition of p , as in the definitions that are used in continuum limits of discrete RW's.

We have initially examined the behavior of $P_N(L, Q)$ using numerical (exact enumeration and Monte Carlo) methods, details of which are given in the Appendix. Monte Carlo results obtained for a variety of large N 's up to $N = 10^4$ were virtually indistinguishable from each other when plotted in the properly scaled variables. The results for $N = 1000$ are depicted as a solid curve in each one of the graphs in Fig. 3. For that particular value of N we evaluated the probability density from 10^8 randomly selected sequences. For short chains (up to $N = 36$) it was possible to perform a complete enumeration and get the exact results for $P_N(L, Q)$. When these exact results are plotted in the scaled form, as presented in Fig. 3, we can see that even for such modest values of N , there is an extremely fast convergence to the continuum distribution $p(\ell, 0)$, depicted by the solid curve (especially for $\ell > 0.5$).

The probability density $p(\ell, 0)$ shown in Fig. 3 has several remarkable properties.

(a) MC results show that p at $\ell = \frac{1}{2}$ is very close to unity (1.004 ± 0.006). At that point the slope of the

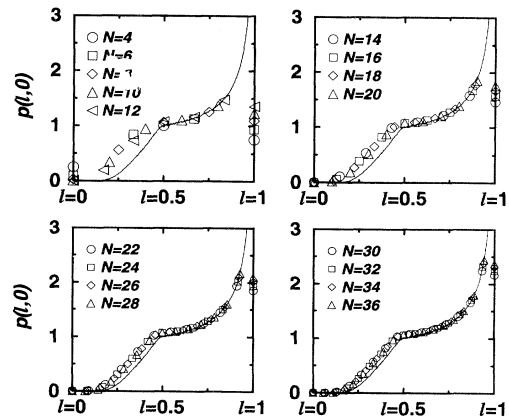


FIG. 3. Probability density of largest neutral segments as a function of reduced length $\ell = L/N$. Symbols depict exact enumeration results for N up to 36. In each graph, the solid line shows the MC evaluation of $p(\ell, 0)$ from 10^8 randomly selected sequences of length $N = 1000$.

curve changes by an order of magnitude. While it is impossible to ascertain from the numerical results that there is actually a discontinuity in the first derivative of $p(\ell, 0)$ with respect to ℓ , both the MC results and analytical arguments indicate that $\ell = \frac{1}{2}$ is a very special point of the curve.

(b) For $\ell \rightarrow 0$, the function exhibits an essential singularity of the form

$$p(\ell) \sim \ell^{-x} \exp(-B/\ell), \quad \ell \ll 1, \quad (3)$$

where $B \approx 1.7$ and $x \approx 2$. The estimates of the coefficient B and of the exponent x have been obtained from the MC data. However, in the $\ell \rightarrow 0$ limit we are dealing with almost vanishing probabilities, and therefore the statistical accuracy is small. Thus the estimates depend on the precise range of ℓ 's for which the fit is performed. Nevertheless, the existence of the singularity can be easily understood from the fact that for small ℓ the absence of large loops in the entire chain can be thought of as a requirement that such loops are absent in many separate and independent segments of the sequence. In Sec. III this argument will be discussed in detail.

(c) For $\ell \rightarrow 1$, $p(\ell, 0)$ diverges as $A/\sqrt{\pi(1-\ell)}$, with $A = 1.008 \pm 0.005$. This estimate of the constant A has been obtained from MC results for the $N = 1000$ sequence. In Sec. IV we prove the existence of the square-root singularity from an integral relation that is derived for $p(\ell, q)$. The proof, however, does not provide a value for the prefactor A , and we are limited to MC estimates, as well as results extracted from exact enumeration studies that will be presented in Sec. IV. (The accumulated evidence of MC and exact enumeration shows that A is definitely larger than 1.) Some more intuitive, although less rigorous, results regarding the $\ell \rightarrow 0$ and $\ell \rightarrow 1$ limits are presented in Sec. III. The exact enumeration results depicted in Fig. 3 are not suitable for extraction of asymptotic behavior, since the N 's are too small. In Sec. IV we show that it is possible to exactly calculate $P_N(L = N - M, Q)$ for small M (i.e., $M = 0, 2, 4$) and arbitrary sequence length N . In principle, the correct behavior of $p(\ell, 0)$ in the $\ell \rightarrow 1$ limit can be deduced from the exact values of $P_N(L = N - M, 0)$ only if the limit $N, M \rightarrow \infty$ (while keeping $M/N = 1 - \ell$ constant) is taken before the $\ell \rightarrow 1$ limit. Somewhat surprisingly, if we attempt to match the asymptotic form of $p(\ell, 0)$ near $\ell = 1$ with $P_N(L, 0)$ for $L = N - 2$, we find $A = 1$, i.e., we reproduce almost the exact value of the prefactor. Thus, the discrete distribution approaches its asymptotic (continuum) form within a few steps of the extreme $L = N$.

At this point we would like to remark on a possible relation between our problem and the problem of "randomly broken objects" [13,14]. It is particularly worthwhile noting the similarity between the plots in Fig. 3 and the results displayed in Fig. 1(a) in the work by Derrida and Flyvbjerg (DF) [14]. In the latter case, a segment of unit total length is divided into mutually exclusive parts by a self-similar random process. Figure 1(a) in [14] represents the probability distribution for the length of the largest segment. Obviously, in the DF model the second largest segment must be smaller than $\frac{1}{2}$. This leads to a

singularity in the distribution of the largest segment at $\frac{1}{2}$. (Similar arguments lead to additional singularities at $\frac{1}{3}, \frac{1}{4}$, etc.) Despite these similarities, several important differences exist. Most importantly, in our model neutral segments can overlap and there is no restriction on the sum of their lengths. Thus, the basic reasoning for the existence of the singularity at $\frac{1}{2}$ in the DF model does not apply to our problem. We do not know whether there is some deeper relation between these problems.

Consider next the full probability density $p(\ell, q)$, which is depicted in Fig. 4. Introduction of an additional variable q significantly increased the CPU time needed to analyze a single RS. The MC data in this figure represent only 10^7 sequences of length $N = 1024$; i.e., its accuracy is smaller than the MC results depicted by the solid line in Fig. 3. Figure 4 demonstrates further peculiarities of $p(\ell, q)$: For fixed ℓ , the q dependence of p is qualitatively different for $\ell > \frac{1}{2}$ and $\ell < \frac{1}{2}$: When $\ell > \frac{1}{2}$, the distribution has a single peak at $q = 0$, which approaches a Gaussian shape as ℓ increases, while for $\ell < \frac{1}{2}$ we see a minimum at $q = 0$ and two peaks symmetrically located around the minimum. While qualitatively such behavior can be easily understood (e.g., for small ℓ the 0-segments are very improbable, since they are typically large, and consequently the maximum must be reached for a nonzero value of q) the transition between the $\ell < \frac{1}{2}$ and $\ell > \frac{1}{2}$ regions is rather sharp: we analyzed the q dependence of the graphs representing the fixed- ℓ sections of Fig. 4 and concluded that the transition from a single maximum to a minimum surrounded by two maxima cannot be obtained by a variation of parameters in a simple function (the way it is done in the mean-field description of a phase transition near the critical temperature). The numerical data create an impression of two different functions glued along $\ell = \frac{1}{2}$.

The areas $A_\ell \equiv \int_{-\infty}^{+\infty} dq p(\ell, q)$ under fixed- ℓ sections are shown in Fig. 5. For $\ell > \frac{1}{2}$ it will be proven in Sec. IV

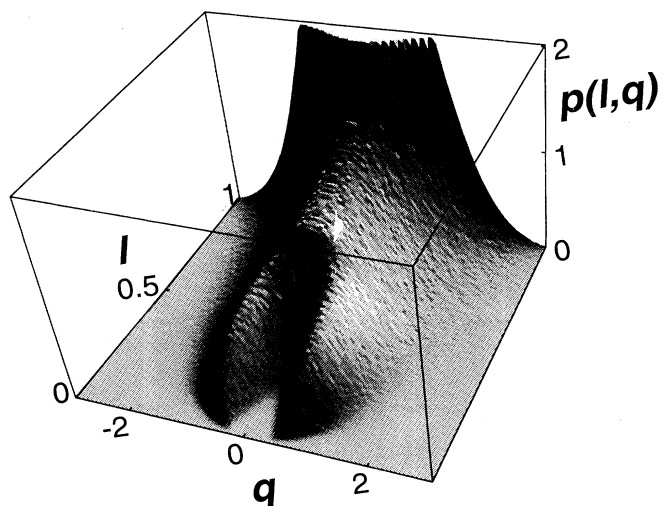


FIG. 4. Probability density of largest Q -segments as a function of reduced charge q and reduced length ℓ . The results have been obtained from MC simulations (see text).

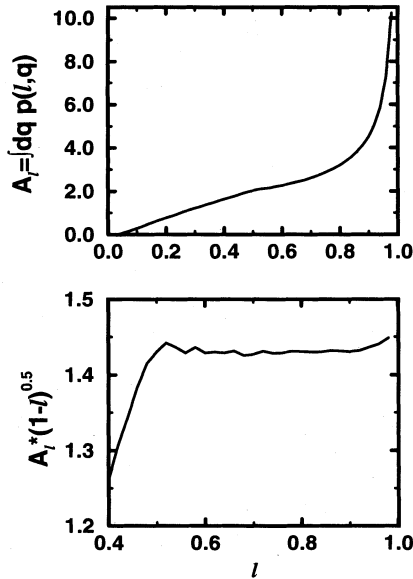


FIG. 5. (a): A plot of the areas A_ℓ computed from the distribution in Fig. 4. (b): Demonstration of the relation $A_\ell \sim 1/\sqrt{1-\ell}$ for $\ell > 1/2$.

that $A_\ell \sim \text{const}/\sqrt{1-\ell}$; Figure 5(b) demonstrates the numerical validity of this relation — $A_\ell \sqrt{1-\ell}$ remains approximately constant in the range of validity. The accuracy of the small- ℓ regime is rather low; we only note that A_ℓ is approximately linear in ℓ for $0.15 < \ell < 0.5$, as can be seen from Fig. 5(a).

III. QUALITATIVE ARGUMENTS

In this section we present approximate derivations of several features of $p(\ell, q)$. Despite the approximate nature of the arguments, they are rather intuitive, and will be useful when we generalize the problem to d -dimensional RW's.

Most properties of RW's have simple continuum limits. As an example, let us consider the special case $L = N$ of our probability distribution: The probability $P_N(L = N, Q)$ that the largest Q -segment has length N is simply equal to the probability that the overall charge Q_0 of the RS is equal to Q . This probability (for even $N + Q_0$) is given by

$$\begin{aligned} W_N(Q_0) &\equiv \text{Prob}\{S_N(\omega) = Q_0\} \\ &= 2^{-N} \frac{N!}{[(N - Q_0)/2]! [(N + Q_0)/2]!} \quad (4) \\ &\underset{N \rightarrow \infty}{\sim} \sqrt{\frac{2}{\pi N}} \exp(-Q_0^2/2N). \end{aligned}$$

Consider a restricted subset of all RS's in Ω_N , which consists only of sequences with *total* charge Q_0 . The *conditional* probability for the largest Q -segment in a sequence selected from this subset to have length L will be denoted as $P_N(L, Q|Q_0)$. This probability is related to $P_N(L, Q)$ by the relation

$$P_N(L, Q) = \sum_{Q_0} P_N(L, Q|Q_0) W_N(Q_0). \quad (5)$$

In the case of $Q = 0$, i.e., for 0-segments, we note that from the definition it follows that the conditional probability is normalized, i.e., $\sum_L P_N(L, 0|Q_0) = 1$. We further note that as a function of L , the conditional probability is expected to be peaked at value that depends on Q_0 . Let us assume for simplicity that the peak is very narrow; i.e., the length of the largest 0-segment is uniquely determined by Q_0 and can be described by a function $Q_0(L)$. Indeed, when $Q_0 \approx 0$, the longest 0-segment typically has $L \approx N$, while for very large Q_0 , the longest 0-segment must be short. Thus $Q_0(L)$ is a monotonically decreasing function. This approximation is especially reasonable for the extremes $\ell \rightarrow 0$ or 1. In that case, $P_N(L, 0) \approx W_N(Q_0(L))$, and thus

$$p(\ell, 0) \approx \frac{N}{2} W_N(Q_0(L)) \left| \frac{dQ_0}{dL} \right|. \quad (6)$$

Standard scaling arguments suggest that for $Q_0 \ll \sqrt{N}$ we can relate $L \approx N - aQ_0^2$, where a is of order unity. This gives $Q_0(L) \approx \sqrt{(N-L)/a}$, and finally leads to

$$p(\ell, 0) \approx \left(\frac{N}{2} \right) \sqrt{\frac{2}{\pi N}} \left(\frac{1}{\sqrt{a(N-L)}} \right) = \frac{\text{const}}{\sqrt{\pi(1-\ell)}}. \quad (7)$$

On the other hand, for $Q_0 \gg \sqrt{N}$, the length of the longest 0-segment will be of order of a scale at which the random excursion of the RW becomes comparable to the drift produced by Q_0 , i.e., when $L^{1/2} \approx (2B)^{-1/2} LQ_0/N$, where B is a constant of order unity. Thus, $Q_0(L) \approx N\sqrt{2B/L}$ and

$$\begin{aligned} p(\ell, 0) &\approx \left(\frac{N}{2} \right) \left(\sqrt{\frac{2}{\pi N}} e^{-BN/L} \right) \left(\frac{\sqrt{B/2N}}{L^{3/2}} \right) \\ &= \frac{\text{const}}{\ell^{3/2}} e^{-B/\ell}. \quad (8) \end{aligned}$$

Thus, this simple scaling argument correctly reproduces the square-root divergence for $\ell \rightarrow 1$, and the $\exp(\text{const}/\ell)$ singularity for $\ell \rightarrow 0$.

It is useful to consider an alternative derivation of the behavior in $\ell \rightarrow 0$ limit, since such derivation involves a somewhat different view of the same properties. A RS with an extremely short 0-segment must have a strong imbalance between the charges (large Q_0), i.e., resemble a biased random walk. Consider the probability $Z_N(L) = \sum_{L'=0}^L P_N(L', 0)$ that the largest 0-segment in an N -step sequence *does not exceed* length L . If $L \ll N$, this quantity can be used to estimate $Z_{2N}(L)$ for a sequence twice as long: Two halves of the sequence of length $2N$ must be biased walks with the same direction of bias to prevent creation of long loops, which start in one half of sequence and end in the other half. In addition, loops longer than L must be absent from each half of the sequence. Thus, $Z_{2N}(L) \approx \frac{1}{2} Z_N^2(L)$. This

relation is only approximate since it disregards the correlation between the two halves of the sequence close to its middle. (Loops longer than L can begin in one half of the sequence and end at the other half; correction for this effect may introduce an L -dependent prefactor.) If the continuum limit is well defined, we can express this relation in the form

$$\int_0^{\ell/2} p(\ell, 0) d\ell \approx \frac{1}{2} \left(\int_0^\ell p(\ell, 0) d\ell \right)^2. \quad (9)$$

This relation is satisfied by $p(\ell, 0) = (2B/\ell^2)e^{-B/\ell}$. The approximation casts serious doubts on the exact value of the preexponential power x , defined in Eq. (3). Note that two different derivations of the behavior of $p(\ell, 0)$ in the $\ell \rightarrow 0$ limit produced different values of x . Our MC results are not accurate enough to distinguish between these predictions. However, it can be shown that the approximate equality (9) can be rephrased as an exact *inequality* [(left-hand side) < (right-hand side)]. This leads to the conclusion that $x \geq 2$, which rules out the value $3/2$ suggested in Eq. (8).

The method of reflections is a standard tool in calcu-

lating the behavior of random walkers near reflecting or absorbing walls (see Ref. [9]). It can be used to calculate various seemingly nontrivial probabilities in terms of probabilities that are easily evaluated. One such result, which is important for the following discussion, is that the probability for an N -step RW to never return to its starting point is equal to the probability that it reaches its starting point *exactly* at the N th step [15], i.e.,

$$\begin{aligned} \text{Prob}\{S_i(\omega) \neq 0, 1 \leq i \leq N\} \\ = \text{Prob}\{S_N(\omega) = 0\} = W_N(0), \end{aligned} \quad (10)$$

where W_N was defined in Eq. (4). This relation permits, for instance, an exact solution to a simplified version of our problem. In the modified problem, the largest Q -segments are selected among those that *start from the beginning* of the RS, rather than all possible starting positions. This modified probability $P'_N(L, Q)$ is given by the probability that the path ω reaches position Q at the L th step, and that it never again passes through position Q until the N th step. Using Eqs. (4) and (10), we obtain the result (for N, L , and Q all even or all odd)

$$\begin{aligned} P'_N(L, Q) &= W_L(Q)W_{N-L}(0) = 2^{-N} \frac{L!}{[(L-Q)/2]![(L+Q)/2]!} \frac{(N-L)!}{[(N-L)/2]![(N-L)/2]!} \\ &\underset{N \rightarrow \infty}{\sim} \frac{2}{\pi \sqrt{L(N-L)}} \exp(-Q^2/2L). \end{aligned} \quad (11)$$

Unfortunately, the search for the longest Q -segment in the RS among all possible starting points creates a more complicated problem. However, we similarly expect $P'_N(L, Q)$ to approach a scaling form when $N, L, Q \rightarrow \infty$, while the reduced length $\ell \equiv L/N$ and the reduced charge $q \equiv Q/\sqrt{N}$ are kept constant. In this continuum limit, it the *probability density* is defined analogously with p : $p'(\ell, q) = \frac{N}{2}[P'_N(L, Q) + P'_N(L+1, Q)]$. In this limit Eq. (11) reduces to

$$p'(\ell, q) = \frac{1}{\pi \sqrt{\ell(1-\ell)}} \exp(-q^2/2\ell). \quad (12)$$

We intuitively expect p and p' to behave similarly, at least in the $\ell \rightarrow 1$ limit, and indeed in that limit p' resembles p [see Eq. (17)].

IV. EXACT RELATIONS

The probabilities $P_N(L, Q)$ for different values of N, L , and Q satisfy an interesting relation, which in the continuum limit becomes an integral expression that relates $p(\ell, q)$ at arbitrary values of $\ell > \frac{1}{2}$ and q to the values of $p(\ell = \frac{1}{2}, q)$. While such a relation is insufficient to completely determine the function $p(\ell, q)$, it suffices to

determine some of its important features. In this section, we derive this relation and explore its consequences.

We first consider the following sets of random sequences, for $N/2 < L < N$ and arbitrary Q :

$$\begin{aligned} A_Q &= \{\omega \in \Omega_{2L-N} : S_{2L-N}(\omega) = Q\}, \\ B_Q &= \{\omega \in \Omega_{2(N-L)} : \text{Largest } Q\text{-segment in } \omega \\ &\quad \text{has size } N-L\}, \\ C_Q &= \{\omega \in \Omega_N : \text{Largest } Q\text{-segment in } \omega \text{ has size } L\}. \end{aligned}$$

A_Q is the set of all $(2L-N)$ -step sequences with *total displacement (charge) Q* . This set has $2^{2L-N}W_{2L-N}(Q)$ elements, where the function W has been defined in Eq. (4). The set B_Q contains all $(2N-2L)$ -step sequences whose largest Q -segments are exactly half as long as the whole sequence. By definition, there are $2^{2(N-L)}P_{2(N-L)}(N-L, Q)$ such sequences. Finally, C_Q is our “target set,” which consists of all N -step sequences whose largest Q -segment has length L . This set contains $2^N P_N(L, Q)$ sequences. We shall use the sequences from the A - and B -type sets to construct the sequences of the “target set”: It is possible to construct a one-to-one onto mapping

$$f : \bigcup_{Q'} (B_{Q'} \times A_{Q-Q'}) \mapsto C_Q, \quad (13)$$

i.e., each sequence in C_Q can be uniquely associated with a pair of sequences from $B_{Q'}$ and $A_{Q-Q'}$ for some value of Q' , and vice versa. The mapping f is schematically shown in Fig. 6. Basically, the sequence from $A_{Q-Q'}$ is inserted into the sequence from $B_{Q'}$ at its midpoint to create a sequence in C_Q . After such an insertion we obtain a sequence of length $2(N-L) + 2L - N = N$, which contains a segment of charge $Q - Q' + Q' = Q$ of length $(N-L) + (2L-N) = L$. Thus we created an N -step sequence with a Q -segment of size L . From the process of construction it is clear, that this is the *largest* Q -segment in the sequence: if a larger Q -segment had existed in the resulting chain, we could have reversed the process by removing a segment of length $2L-N$ from the center of the chain. This would have yielded a $2(N-L)$ step chain whose largest $(Q-Q')$ -segment was longer than half of its entire length, contradicting the initial assumption regarding the chain from the set $B_{Q-Q'}$. The “reversibility” of the process also proves the one-to-one correspondence between the sets. It should be stressed, however, that this process requires that the midpoint of the resulting N -step sequence is necessarily included in the largest Q -segment. Thus, the proof is valid only for $L \geq N/2$.

Since A_{Q_1} and A_{Q_2} are disjoint when $Q_1 \neq Q_2$, equating the number of elements in the domain and range of f gives the identity

$$P_N(L, Q) = \sum_{Q'} W_{2L-N}(Q-Q') P_{2(N-L)}(N-L, Q'). \quad (14)$$

Taking the continuum limit of the above equation, we replace the probabilities P by the probability density p , and the discrete probability W by its continuum (Gaussian) form, which follows from Eq. (4) and obtain

$$p(\ell, q) = \frac{1}{\sqrt{4\pi(2\ell-1)(1-\ell)}} \int_{-\infty}^{+\infty} dq' \times e^{-\frac{[q-q'\sqrt{2(1-\ell)}]^2}{2(2\ell-1)}} p\left(\frac{1}{2}, q'\right), \quad (15)$$

where $q' \equiv Q'/\sqrt{N}$. Since the equation is linear in the function p , it cannot be used to determine proportional-

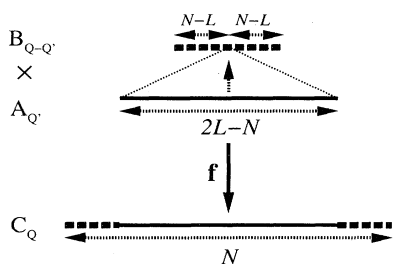


FIG. 6. Schematic illustration of the mapping f . A pair of sequences from $B_{Q'}$ and $A_{Q-Q'}$ are combined to form a sequence from C_Q .

ity constants. (Since the equation is valid only for $\ell \geq \frac{1}{2}$, the normalization condition of p cannot be used either.) Equation (15) expresses an unknown function in an interval of ℓ 's via the values of the same unknown function at a particular point $\ell = \frac{1}{2}$. Despite these limitations, Eq. (15) can be utilized to explain some properties of $p(\ell, q)$ and to extract information using alternative methods, as will be explained below. Before proceeding, we note that in the $\ell \rightarrow \frac{1}{2}$ limit the Gaussian term in the integrand of Eq. (15) [the exponential term with the prefactor $1/\sqrt{2\pi(2\ell-1)}$] becomes $\delta(q-q')$, and the integral relation reduces to identity.

By integrating both sides of Eq. (15) over q , we find a relation between the areas A_ℓ , for $\ell > \frac{1}{2}$:

$$A_\ell \equiv \int_{-\infty}^{+\infty} dq p(\ell, q) = \frac{1}{\sqrt{2(1-\ell)}} \int_{-\infty}^{+\infty} dq p\left(\frac{1}{2}, q\right), \quad (16)$$

which confirms the observation from the MC data that for $\ell > \frac{1}{2}$, A_ℓ is proportional to $1/\sqrt{1-\ell}$. The relation (16) provides a method for measuring the otherwise unknown proportionality constant by detailed calculation of probability density at $\ell = \frac{1}{2}$, i.e., measurement of $A_{1/2}$.

In the $\ell \rightarrow 1$ limit, the variable q' disappears from the exponent in Eq. (15), and the relation reduces to

$$p(\ell \rightarrow 1, q) = \frac{A_{1/2}}{\sqrt{4\pi(1-\ell)}} e^{-q^2/2}. \quad (17)$$

This relation both confirms our contention that $p(\ell, 0)$ has a square-root divergence $A/\sqrt{\pi(1-\ell)}$ with $A \equiv \frac{1}{2}A_{1/2}$, and demonstrates that the fixed- ℓ sections of the surface in Fig. 4 approach a pure Gaussian shape when $\ell \rightarrow 1$.

The proportionality coefficient of the square-root divergence A is simply related sum over Q of the probabilities for the largest Q -segment to be exactly half of the length of the RS. By complete enumeration we calculated the probabilities $P_M(M/2, Q)$ for all Q and $M \leq 30$, and formed the sums $A(M) \equiv \frac{1}{2}\sqrt{M} \sum_Q P_M(M/2, Q)$. (Only even sequence lengths M were used.) The sums $A(M)$ converge to A in the $M \rightarrow \infty$ limit. Figure 7 depicts the sequence of the estimates $A(M)$ plotted versus $1/M$. The extrapolation to $1/M = 0$ provides an estimate $A = \frac{1}{2}A_{1/2} = 1.011 \pm 0.001$. This result is consistent with the MC estimates of A , and has smaller error bars. It is interesting to note that despite the fact that A is almost unity, it is definitely larger than 1.

Finally, we note that the discrete relation in Eq. (14) can be used to produce exact analytical forms for P_N . Consider cases when $L = N - M$ and M is a small number. Equation (14) can be rewritten in the terms of M as follows:

$$P_N(N-M, Q) = \sum_{Q'} W_{N-2M}(Q-Q') P_{2M}(M, Q'). \quad (18)$$

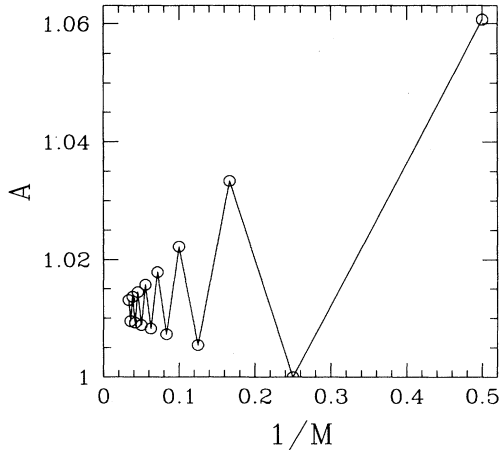


FIG. 7. Exact enumeration results for the determination of the coefficient A . The series $A(M) = \frac{1}{2}\sqrt{M} \sum_Q P_M(M/2, Q)$ converges to A as $1/M \rightarrow 0$.

Consider a case of, say, $M = 2$. The function $P_4(2, Q')$ is nonzero only for $Q' = 0, \pm 2, \pm 4$, and can be easily found for those cases by examining all random sequences of length 4. The function $W_{N-4}(Q - Q')$ is known exactly for arbitrary values of N and $Q - Q'$. The sum over Q' is finite — it contains only 5 terms, and therefore can be performed. As a result we can find an exact expression for $P_N(N - 2, Q)$ for an arbitrary value of N . A similar procedure can be performed for $M = 4$. Thus, for arbitrarily large (even) N we get

$$P_N(N - 2, 0) = 2^{2-N} \frac{(N - 2)!}{\left[\left(\frac{N-2}{2}\right)!\right]^2},$$

$$P_N(N - 4, 0) = 2^{1-N} \frac{(N - 8)!}{\left[\left(\frac{N-8}{2}\right)!\right]^2} \frac{91N^2 - 1186N + 3576}{(N - 4)(N - 6)}.$$

Unfortunately, the expressions become increasingly complex with increasing M , and it is not possible to use this method to determine the continuum limit of $p(\ell, q)$.

We did not find analogous integral relations for $\ell < \frac{1}{2}$. Here, the situation is complicated by the fact that, in a given sequence, there may be several longest Q -segments that are disjoint.

V. EXTREMAL SEGMENTS AND THE “STAIRCASE PROBLEM”

In this section, we define a new problem in the theory of random walks, related to two simultaneous walkers, and analyze it detail. We derive the relation between this problem, and the problem of extremal segments, and use this relation to investigate the properties of $p(\ell, 0)$ in the $\ell \rightarrow 1$ limit.

Consider a random sequence (walk) $\omega = \{q_1, q_2, \dots, q_N\}$. It can be graphically represented by a plot of S_i versus i , where S_i represents the total dis-

placement of the i th step from the origin of the walk. Let us define the following variables:

$$M_i(\omega) \equiv \max \{S_0(\omega), S_1(\omega), \dots, S_i(\omega)\}, \quad (19)$$

$$m_i(\omega) \equiv \min \{S_0(\omega), S_1(\omega), \dots, S_i(\omega)\}. \quad (20)$$

The variables M_i and m_i represent the maximal and minimal coordinates achieved by the random walker up to (and including) the i th step. In Fig. 8(a), the dot-dashed and dotted lines depict M_i and m_i , respectively, corresponding to a RS ω shown above the graph. (The corresponding S_i is depicted by the solid line.) The variable M_i (m_i) is a monotonic nondecreasing (nonincreasing) function of i , which graphically looks like an ascending (descending) staircase. One can also view M_i and m_i as two walls that contain the entire RW. Initially the walls are located at $M_0 = m_0 = 0$, and they gradually separate from each other: whenever the random walker inside reaches a wall and performs an additional step in the direction of the wall, it pushes the wall to a new position thus increasing the distance between the walls.

Consider two RS's, ω_1 and ω_2 , selected from Ω_N . We are interested in the probability

$$\phi_L = \text{Prob}[S_i(\omega_2) > M_i(\omega_1), 1 \leq i \leq L] \quad (21)$$

that the path ω_2 remains above the maximum point of ω_1 that far, for the first L steps. The dotted line in Fig. 9 depicts the RS ω_1 , which generates the staircase (solid line) that the RS ω_2 is supposed to remain entirely above of. We denote the determination of ϕ_L as the “staircase problem.” The dot-dashed line in Fig. 9(a) depicts a permitted ω_2 , while dot-dashed lines in Figs. 9(b) and 9(c) show examples of forbidden cases. (Analogously, one can define of problem of RW staying below m_i , and a problem of RW staying either above M_i or below m_i , i.e., staying outside the walls pushed by the RS ω_1 .) Every step of the staircase begins when the RS ω_1 arrives to that particular maximal value of S for the first time. The step ends when the sequence exceeds that value for the first time. The sizes of these steps are independent of each other, and their distribution is given by the first arrival time to index 1, i.e., $\text{Prob}(\text{size of a step} = k) = k^{-1} \text{Prob}(S_k = 1) \sim k^{-3/2}$. (For a general

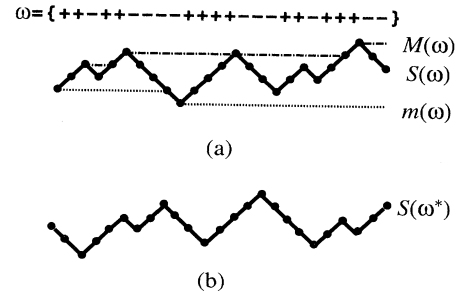


FIG. 8. (a) A sample RW ω , depicted along with $S_i(\omega)$, $M_i(\omega)$ and $m_i(\omega)$. (b) The conjugate sequence ω^* .

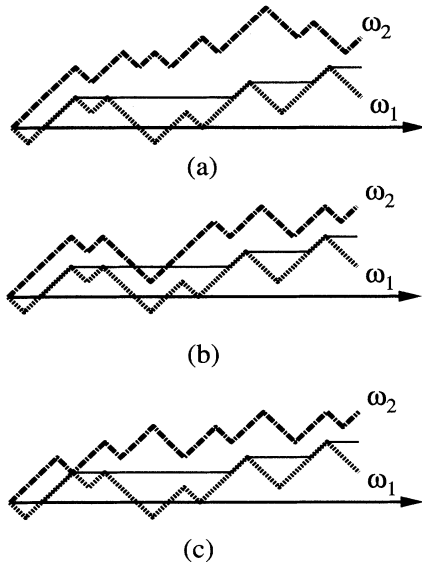


FIG. 9. Illustration of the probabilities ϕ_L and $\tilde{\phi}_L$. Configuration (a) contributes to both, (b) to neither, and (c) contributes to $\tilde{\phi}_L$ but not to ϕ_L .

expression of first arrival times see Ref. [9].) This probability is normalizable, but the *mean* step size is divergent.

We note that a particular element of our “staircase problem,” namely, the structure formed by the first RW (ω_1) is almost identical to the “ladder problem” [16], which is well known in probability theory (see, e.g., Refs. [17]). The standard definition of a “ladder” includes only the points of the RW where a new (unprecedented) maximum or minimum has been reached, thus making the index i a random variable. However, the object defined in our problem maintains the value of the preceding maximum (minimum) between consecutive maxima (minima), and is thus defined at each value of i . We use the term “staircase problem” to denote the problem of *two* walkers, one of which is forming an object closely related to a “ladder.”

The probability ϕ_L of ω_2 staying above the staircase after L steps decreases with increasing L . It is easy to put loose upper and lower bounds to ϕ_L : (i) ω_2 needs to remain above the origin up to the L th step, since $M_i(\omega_1) \geq 0$. Thus, ϕ_L decays faster than $L^{-1/2}$, which is the asymptotic behavior of the probability of never returning to the origin given by Eq. (10). (ii) The condition is satisfied if ω_1 remains completely below the origin and ω_2 remains above the origin up to step L . Therefore, ϕ_L decays slower than L^{-1} . Given these bounds, it is reasonable to expect an asymptotic power law for ϕ_L :

$$\lim_{L \rightarrow \infty} \phi_L = C_\phi L^{\alpha-1}, \quad (22)$$

where $0 \leq \alpha \leq \frac{1}{2}$. We will later argue that $\alpha = \frac{1}{4}$. We performed a MC investigation of the staircase problem for L ranging from 10 to 40 960 and sample sizes of about $3 \times 10^5 L^{3/4}$ (yielding approximately 3×10^5 sur-

vival events for each L), and confirmed this particular value of α to within 1%. Figure 10 shows $\phi_L \times L^{3/4}$ as a function of $1/\log_2(L)$. The fact that this combination remains independent of L when $L \rightarrow \infty$ demonstrates the assumed power law. The points on the graph provide successive estimates of the prefactor C_ϕ ; the error bars indicate statistical uncertainties (one standard deviation) for each L . We estimate the asymptotic value of the coefficient as $C_\phi = 0.263 \pm 0.001$.

A very closely related probability distribution is

$$\tilde{\phi}_L = \text{Prob}[S_i(\omega_2) > M_{i-1}(\omega_1), 1 \leq i \leq L], \quad (23)$$

i.e., this time the two paths are allowed to meet at positions where ω_1 has reached a new maximum. Figures 9(a) and 9(c) both correspond to the permitted events in the definition of $\tilde{\phi}_L$. Now let

$$f_L = \text{Prob}[S_i(\omega_2) > M_i(\omega_1), 1 \leq i \leq L-1; S_L(\omega_2) = S_L(\omega_1)] \quad (24)$$

denote the probability of such a meeting occurring for the first time at step L . Meeting at the L th step represents an extremely simple event, i.e., despite the fact that we are considering the behavior of *two* random walkers, it is easy to construct all possible cases for short L . In Fig. 11, the solid and dot-dashed lines represent ω_1 and ω_2 , respectively, for $L = 1, 3, 4$, and 5. We can see that there is a single possibility for $L = 1, 3, 4$, and five possibilities for $L = 5$. (The diagram in the bottom right represents 4 different cases; the dashed lines indicate the alternative segments in both ω_1 and ω_2 .) f_L is simply equal to 2^{-L} (probability of a single diagram) multiplied by the number of distinct such diagrams. Since $\{f_i\}$ is a rapidly converging series, we can easily evaluate the infinite sum $\sum_i f_i$ to a high accuracy by summing the first few terms. (The convergence of the infinite series $\sum_i f_i$ can be easily seen from the fact that it is bounded from above by the probability that ω_1 is at a maximum when the two RW’s meet for the first time.) We can use

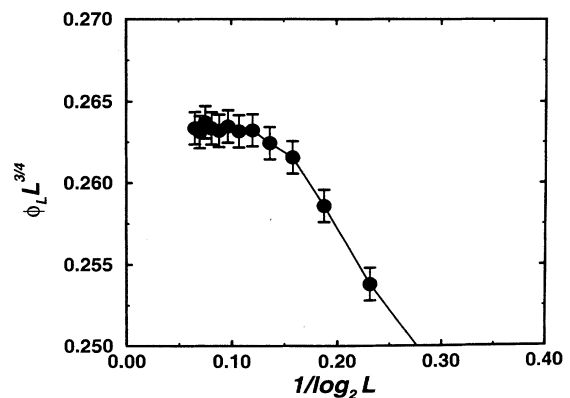


FIG. 10. Numerical demonstration of the power-law relation $\phi_L \sim L^{-3/4}$, and the determination of the constant C_ϕ .

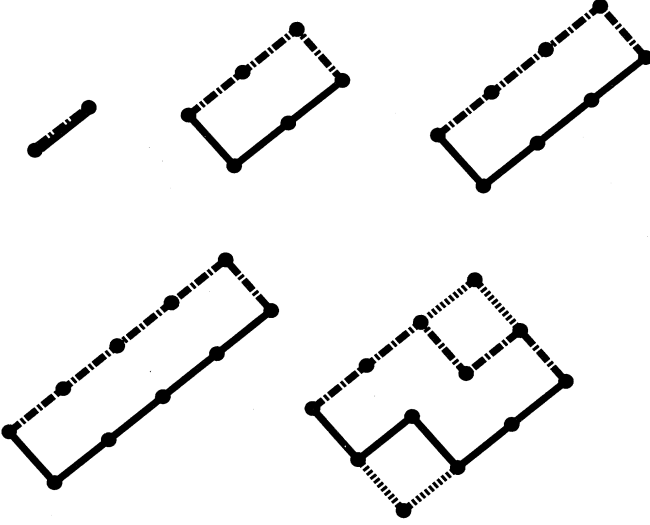


FIG. 11. The first few configurations used to generate the statistical weights f_L (see text).

the probabilities f_i to relate $\tilde{\phi}_L$ to ϕ_L via the following relation:

$$\begin{aligned} \tilde{\phi}_L = & \phi_L + \sum_{L_1=1}^L f_{L_1} \phi_{L-L_1} \\ & + \sum_{L_1=1}^L \sum_{L_2=1}^{L-L_1} f_{L_1} f_{L_2} \phi_{L-L_1-L_2} + \dots \end{aligned} \quad (25)$$

Fast decay of f_L with increasing L , allows the replacement of ϕ_{L-L_1} , $\phi_{L-L_1-L_2}$, ... in Eq.(25) by ϕ_L in the $L \rightarrow \infty$ limit, leading to

$$\tilde{\phi}_L \underset{L \rightarrow \infty}{\sim} \frac{1}{1 - \sum_i f_i} \phi_L \equiv C_f \phi_L. \quad (26)$$

The coefficient C_f can be calculated to high accuracy by summing up the series $\{f_i\}$. We have obtained the value $C_f = 1.413 \pm 0.005$ by extrapolating from finite sums of f_i , which we have obtained exactly for L up to 18, and up to $L = 100$ using a Monte Carlo method. The results are shown in Fig. 12.

Finally, we are in a position to discuss the connection of the staircase problem to the problem of our main interest. For simplicity, let us only consider $P_N(L, 0)$ in the $L/N \rightarrow 1$ limit and examine all RS's with $S_N(\omega) > 0$ whose largest neutral segments are L steps long. To construct such a sequence, we can start with a neutral segment ω_0 of size L , depicted by a solid line in Fig. 13. This segment is completed into the N -step RS by adding pieces to its two ends (thick dashed and dotted lines in Fig. 13), in such a way that a larger neutral segment is not created. In order to avoid overcounting when there is more than one largest neutral segment, we can, for example, require that the initially selected segment is the leftmost of all largest segments. Let L' be the size of the

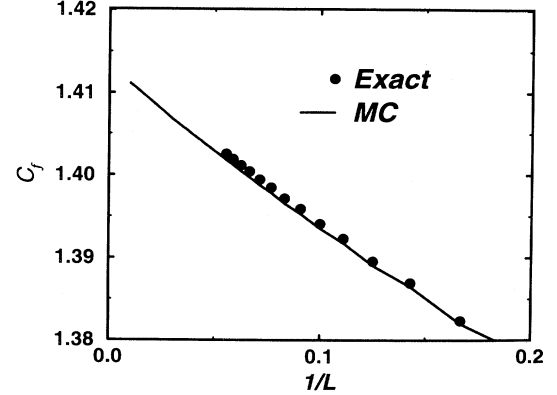


FIG. 12. The value for $C_f = \lim_{L \rightarrow \infty} (1 - \sum_i^L f_i)^{-1}$ is calculated by keeping a finite number of terms in the series and extrapolating to $1/L = 0$. Both exact and Monte Carlo data are shown. The MC data are obtained by starting with a single ensemble of 10^8 RW's, thus the data points are not statistically independent.

piece ω_R added to the right-hand side of ω_0 . (The left-hand side piece ω_L will then have length $N - L - L'$.) To avoid creating a larger neutral segment that begins somewhere inside ω_0 and ends somewhere inside ω_R , the sequence ω_R must remain above the staircase generated by the successive maxima of ω_0 , i.e., if the sequence ω_R is translated to the beginning of the sequence ω_0 (as depicted by the thin dashed line in Fig. 13) they must satisfy conditions defined in the staircase problem. Similar restrictions apply to the segment ω_L ; however, this time both ω_0 and ω_L should be viewed "backwards" (thin dotted line in Fig. 13). [Formally, for any sequence ω it is convenient to define a *conjugate sequence* ω^* , which consists of the elements q_i of ω written in reverse order, as illustrated in the Fig. 8(b). The conjugate of a given path can be obtained by rotating the original path by 180° around the axis normal to the plane. Thus, the staircase conditions have to be satisfied between the

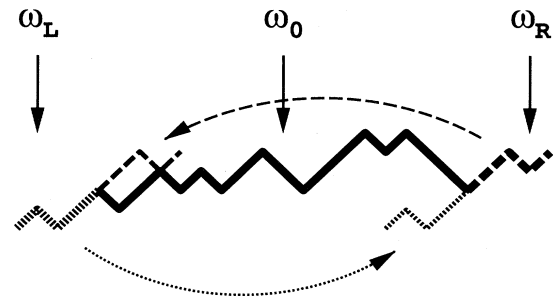


FIG. 13. Construction of a sequence that contributes to $P_N(L, 0)$. A neutral segment ω_0 of length L is augmented by two segments ω_L and ω_R , such that ω_R (ω_L^*) always stays above the maximum of ω_0 (ω_0^*). ω_R is allowed to touch a new maximum of ω_0 , since this only produces neutral segments of length L , which are to the right of ω_0 .

sequences ω_0^* and ω_L^* .] Since ω_0 is a neutral segment, its elements are not completely independent, while our original definition of the staircase problem required the presence of two completely random sequences. However, when $N - L \ll N$, the two ends of ω_0 can be treated approximately as independent RS's, and they become completely independent in the $(N - L)/N \rightarrow 0$ (i.e., $\ell \rightarrow 1$) limit. Finally, we notice that the above requirements were somewhat over-restrictive: we *are allowed* to create neutral segments exactly of length L between ω_0 and ω_R , and therefore the probability will be described by $\tilde{\phi}_L$ rather than by ϕ_L . The segment ω_L , however, must

satisfy probabilities described by ϕ_L because we initially required that the neutral segment created by ω_0 is the *leftmost* segment in the RS. This yields

$$P_N(L, 0) = 2 \sum_{L'=0}^{N-L} \phi_{N-L-L'} W_L(0) \tilde{\phi}_{L'}, \quad (27)$$

the factor 2 coming from RW's with $S_N(\omega) < 0$. Finally, taking the sum over L' in the large N limit, we obtain (for even L)

$$\lim_{L/N \rightarrow 1} P_N(L, 0) = \frac{2C_\phi^2 C_f}{(N-L)^{1/2-2\alpha}} \sqrt{\frac{2}{\pi L(N-L)}} \int_0^1 \frac{d\ell'}{[\ell'(1-\ell')]^{1-\alpha}} = \frac{\Gamma(\alpha)\Gamma(\alpha)}{\Gamma(2\alpha)} \frac{2C_\phi^2 C_f}{(N-L)^{1/2-2\alpha}} \sqrt{\frac{2}{\pi L(N-L)}}. \quad (28)$$

In the above, $\Gamma(x)$ is the factorial function. This result has several remarkable consequences: First of all, this result suggests that $p(\ell, 0)$ has a well-behaved continuum limit only if $\alpha = 1/4$. This implies that $\phi_L \sim L^{-3/4}$, a result we have not yet found in the literature. Knowledge of C_ϕ and C_f now enables an independent calculation of the proportionality coefficient A through the relation $A = \sqrt{2} C_\phi^2 C_f [\Gamma(1/4)]^2 / \Gamma(1/2) = 1.025 \pm 0.015$. Although it is slightly larger and less accurate, this result is consistent with other estimates of A .

VI. HIGHER DIMENSIONS

The fact that $p(\ell, 0)$ has a singularity at $\ell = 1$ is a consequence of the fact that a RW in one dimension returns to its starting position very often. Thus, it is clear that the behavior of $p(\ell, 0)$ depends strongly on the dimensionality of the RW. In order to investigate this, we have generalized the original problem to RW's on a d -dimensional hypercubic lattice. Now the "elementary charge" (scalar) of the one-dimensional problem is replaced by an elementary step (vector) between neighboring sites on that lattice along one of $2d$ possible directions, and there are $(2d)^N$ possible N -step walks. (We cannot use the analogy with the sequence of charges, anymore.) The probability distribution $P_N(L, Q)$ can be easily generalized:

$$\begin{aligned} P_N(L, Q) &\rightarrow P_N^{(d)}(L, \mathbf{Q}), \\ p(\ell, q) &\rightarrow p^{(d)}(\ell, \mathbf{q}), \\ A_\ell &\rightarrow A_\ell^{(d)}, \end{aligned}$$

where $\mathbf{Q} = (Q_1, \dots, Q_d)$ is now the d -dimensional displacement of a segment in the RW, and $\mathbf{q} = (dN)^{-1/2} \mathbf{Q}$.

Most of the arguments used to explore the features of one-dimensional RW's can be applied with minor changes to the d -dimensional walks. As an example, let us con-

sider the qualitative derivation of the asymptotic properties of $p(\ell, \mathbf{0})$ in the $\ell \rightarrow 1$ limit as derived for the $d = 1$ case in Sec. III: As in the one-dimensional case we may assume that the length of the longest loop can be approximately thought of as a function of the *overall displacement* \mathbf{Q}_0 (end-to-end vector) of the entire walk. Under such an assumption we expect $L \approx N - a|\mathbf{Q}_0|^2$, which is analogous to the one-dimensional case, except for the overall charge Q_0 that is replaced by the *modulus* (length) of the vector \mathbf{Q}_0 . The generalization of Eq. (6) to d dimensions is

$$p^{(d)}(\ell, \mathbf{0}) \approx \frac{N}{2} \mathcal{W}_N^{(d)}(|\mathbf{Q}_0(L)|) \left| \frac{d|\mathbf{Q}_0|}{dL} \right|, \quad (29)$$

where the one-dimensional $W_N(Q_0)$ of Eq. (6) has been replaced by $\mathcal{W}_N^{(d)}(|\mathbf{Q}_0|)$, which is the probability that the *length* of a d -dimensional end-to-end vector of an N -step RW is $|\mathbf{Q}_0|$. Near $\mathbf{Q}_0 = \mathbf{0}$ this probability is proportional to $N^{-d/2} |\mathbf{Q}_0|^{d-1}$. Substituting this expression into Eq. (29) and using the relation between L and $|\mathbf{Q}_0|$ we find $p(\ell, \mathbf{0}) \sim (1 - \ell)^{(d-2)/2}$. Thus, we expect the probability density to approach a constant in the $\ell \rightarrow 1$ limit in $d = 2$, and to decay to zero as $\sqrt{1 - \ell}$ in $d = 3$.

The relations that have been demonstrated from an approximate argument above can be proven exactly by generalizing Eq. (15) to d dimensions. The generalization is straightforward and leads to the form

$$\begin{aligned} p^{(d)}(\ell, \mathbf{q}) &= \frac{1}{2(1-\ell)} \left(\frac{1-\ell}{\pi(2\ell-1)} \right)^{d/2} \\ &\times \int_{-\infty}^{+\infty} d^d q' e^{-\frac{|\mathbf{q}-\mathbf{q}'\sqrt{2(1-\ell)}|^2}{2(2\ell-1)}} p\left(\frac{1}{2}, \mathbf{q}'\right). \quad (30) \end{aligned}$$

Thus, for the $\ell \rightarrow 1$ limit we obtain

$$p^{(d)}(\ell \rightarrow 1, q) = \frac{A_{1/2}^{(d)}}{2\pi^{d/2}} (1-\ell)^{\frac{d-2}{2}} e^{-|q|^2/2}. \quad (31)$$

Figure 14 depicts $p^{(d)}(\ell, 0)$ for $d = 1, 2$, and 3, obtained from MC simulations $N = 1000$ with samples of 10^8 , 10^6 , and 10^6 RW's, respectively. The peak of the distribution shifts towards $\ell = 0$ as the dimensionality is increased. Figure 14 also demonstrates the verification of the form $p^{(d)}(\ell \rightarrow 1, 0) \sim (1-\ell)^{(d-2)/2}$ for these dimensions.

The asymptotic relation described above assumes that $A_{1/2}^{(d)}$ does not vanish. Note that

$$A_{1/2}^{(d)} = \lim_{N \rightarrow \infty} \frac{N^{1-d/2}}{2} \sum_{\mathbf{Q}} P_N^{(d)}(N/2, \mathbf{Q}).$$

For each sequence ω , there are at most N nonzero terms in the summation over \mathbf{Q} , and $P_N^{(d)}(L, \mathbf{Q}) < 1$ since it is a probability. Thus, $A_{1/2}^{(d)} \leq \lim_{N \rightarrow \infty} N^{2-d/2}$. This implies that in dimensions higher than 4, $p^{(d)}(\ell, \mathbf{q}) = 0$ for $l > 1/2$. It is easy to understand why $d = 4$ is a special dimension in this problem: It is known from the

study of the self-avoiding random walks [2] that large loops are absent in space dimensions $d > 4$. Thus we expect that in terms of the reduced variable ℓ , all loops will have reduced "length" $\ell = 0$, i.e., $p^{(d)}(\ell, \mathbf{0}) = \delta(\ell)$ in this regime.

While we expect an asymptotic probability density $\delta(\ell)$ for $d > 4$, it should be noted that for *finite* N the probability $P_N(L, \mathbf{0})$ is a monotonically increasing function of L for small values of L . Therefore, the probability density $p(\ell, \mathbf{0})$ measured for finite N will have a peak at finite (small) value of ℓ . As N increases the entire distribution should drift towards $\ell = 0$. Figure 15 depicts such a trend for $d = 5$. A convenient measure of such behavior is calculation of value of L such that most of the statistical weight corresponds to loops shorter than the threshold value. We verified the approach of the distribution to a δ function by examining the finite size scaling of the 90% threshold $L_d^*(N)$, defined through $\sum_{L=0}^{L_d^*(N)} P_N^{(d)}(L, \mathbf{0}) = 0.9$. This means that 10% of the time, there is a loop larger than $L_d^*(N)$ in a d -dimensional RW of size N . We examined the cases $d = 5, 6$, and 7 using the MC method

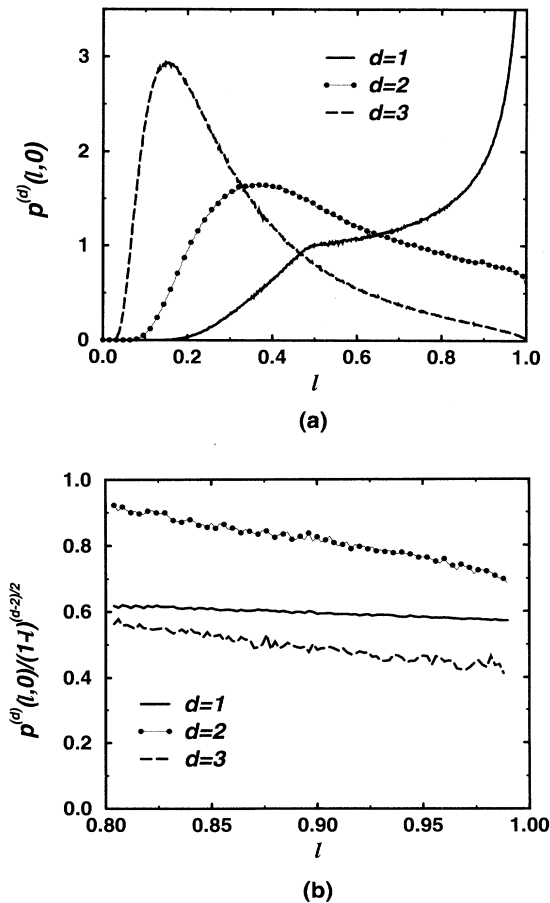


FIG. 14. (a) The distribution functions $p^{(d)}(\ell, 0)$ in 1, 2, and 3 dimensions. (b) The $\ell \rightarrow 1$ limit of the distributions.

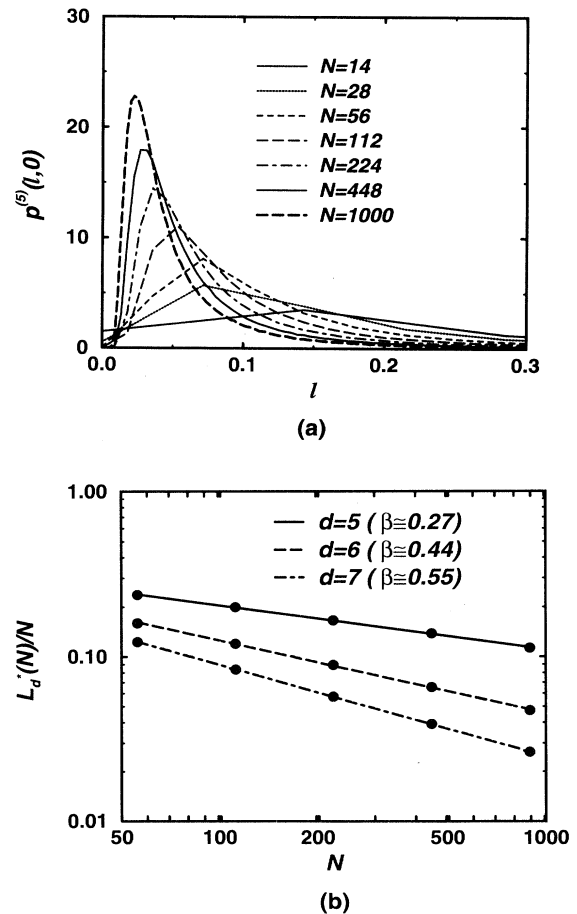


FIG. 15. (a) The distribution function $p^{(5)}(\ell, 0)$ approaches a δ function with increasing N . (b) The 90% threshold $L_d^*(N)$ scales with the RW size N , the slope in the log-log plot gives β_d for $d = 5, 6, 7$.

described in the Appendix, for N ranging from 14 to 896 and sample sizes of 10^6 . The threshold lengths are also shown in Fig. 15. We find that $L_d^*(N) \sim N^{1-\beta_d}$, where $\beta_5 \approx 0.27$, $\beta_6 \approx 0.44$, and $\beta_7 \approx 0.55$. Since the exponents β_d are positive, the threshold in the terms of the reduced variable $\ell_d^*(N) \sim N^{-\beta_d}$ vanishes with increasing N .

The above arguments do not provide a definite answer for the borderline dimension of $d = 4$. (The reader is reminded that the self-avoiding walk problem at the critical dimension $d = 4$ slightly differs from the $d > 4$ cases: e.g., regular power laws are modified by logarithmic corrections.) Through MC calculations with up to 10^7 RW samples and values of N up to 5000, we find that in $d = 4$ the *entire* distribution $p^{(d)}(\ell, \mathbf{0})$ can be fitted very well to the form $\ell^{-a_1} e^{-a_2/\ell}$, for finite values of N . Figure 16 depicts such curve for $N = 1000$. (The sample size is 10^7 .) The peak position a_2/a_1 approaches 0 either logarithmically ($a_2/a_1 \sim 1/\ln N$), or with a very small power of N , i.e., $a_2/a_1 \sim N^{-\beta_4}$ where $\beta_4 \approx 0.16$. Thus, the distribution still converges to a δ function in the continuum limit. Although the qualitative behavior of $p^{(d)}(\ell, \mathbf{0})$

is easily understood, it would be interesting to obtain a quantitative understanding of the distribution, especially at the borderline dimension of four.

VII. DISCUSSION

The problem of extremal segments originated from the desire to consider a simplified description of the ground states of randomly charged polymers. We used MC, exact enumeration, and analytical techniques to analyze the problem, and our results provide convenient tools for a semiquantitative analysis of the ground states of PA's. In particular, we show that a "typical" RS contains very large neutral segments, i.e., it is possible to construct a ground state from a single very large blob with relatively short ends of the chain dangling outside the blob.

Besides the original motivation, the problem of extremal segments is interesting in its own right. It looks like one of the classical problems of random walks and, nevertheless, is highly nontrivial, and the results indicate a solution with very rich and unexpected structure. The problem can be related to other interesting problems of the RW's, such as the "staircase problem." While several features of the problem have been established analytically, we did not find a complete analytical solution of the problem. We think that such a solution is possible and further attempts of finding it are worthwhile. Generalization of the problem to arbitrary space dimension d is not related to the original problem of charged polymers, nevertheless interesting in its own right.

While the similarity between certain features of our solution and the DF random map results [14] may appear somewhat superficial, we think that this point should be thoroughly investigated in an attempt to establish at least a partial connection between the problems. This may shed some light on the nature of the singularity at $\ell = \frac{1}{2}$ and provide some indications about other possible singularities at smaller ℓ 's which, at the present accuracy, cannot be observed numerically.

The numerical "proof" of the continuum limit in our work was limited to a particular class of RW's, in which a unit displacement appears at each step. Within that class we presented evidence of a continuum limit where the properly scaled functions become independent of N . Preliminary results within a slightly broader class of RW's, in which the size of the step has a binomial distribution, indicate that the same universal curves are attained even within this broader class of RW's. It may be possible to prove the universality of the continuum limit by attempting to perform a renormalization-group-like treatment of the problem, i.e., attempting to define the problem in the limit where the RW becomes a true Gaussian walk (walk of idealized Brownian particle). This limit, however, is far from being trivial. In particular the definition of what is called a loop (i.e., how close two different points of the walk should be located so that the segment will be called a closed loop) presents a nontrivial problem in the continuum limit. Such a short distance scale can undergo a nontrivial scaling, similarly to the excluded volume pa-

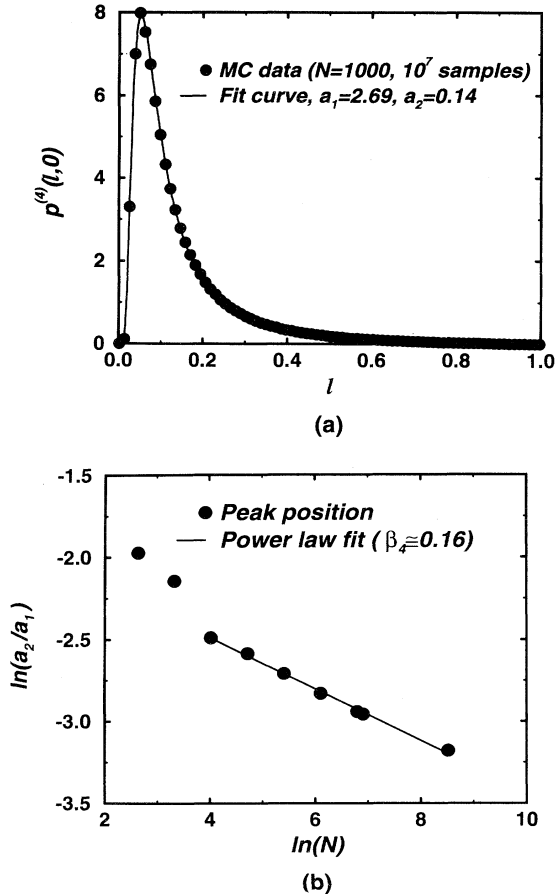


FIG. 16. (a) The distribution function $p^{(4)}(\ell, \mathbf{0})$ is fitted very well with a function of the form $\ell^{-a_1} \exp(-a_2/\ell)$. (b) β_4 is determined from the finite-size scaling of the peak positions as approximately 0.16.

parameter in the treatment of self-avoiding walks. A different approach to the question of universality may begin from an expansion of the solution near the dimension $d = 4$, as in the treatment of self-avoiding walks.

ACKNOWLEDGMENTS

We would like to thank M. Kardar and A. Yu. Grosberg for helpful discussions. This work was supported by the U.S.-Israel BSF Grant No. 92-00026, and by the NSF through Grant Nos. DMR-94-00334 (at MIT's CMSE) and No. DMR-91-15491 (at Harvard).

APPENDIX: NUMERICAL METHODS

In this Appendix, we describe the numerical methods used in our study. All of the algorithms were implemented on a Silicon Graphics R4000 workstation.

We use two approaches to attack the problem numerically: The first approach is to compute the exact distribution $P_N(L, Q)$ for small values of N by considering all possible N -step walks. Since the computational time increases exponentially with N , this method practical only up to $N \approx 30$, and we have analyzed RW's with up to 36 steps this way. Thus, in order to determine the scaling form $p(\ell, q)$, it is necessary to use a random sampling of the set Ω_N for large values of N . Using such a Monte Carlo procedure, we have investigated RW's of up to 1024 steps. Since the $q = 0$ case is especially interesting, we have used more efficient algorithms to determine $p(\ell, 0)$ to a higher accuracy. For both the exact enumeration and MC calculations, our algorithms require $O(N)$ operations to process one sample from Ω_N for $p(\ell, 0)$, and $O(N^{3/2})$ operations to process the full probability distribution $p(\ell, q)$. Further details on the individual algorithms, as well as the algorithm used to determine $p^{(d)}(\ell, 0)$ are given below.

1. Algorithm for $p(\ell, 0)$

The only difference between exact enumeration and MC algorithms involve the number of RW's analyzed: In exact enumeration, the number of analyzed RW's increases exponentially with N , whereas the samples are chosen at random in the MC routines, and the sample size is usually set to a constant. Standard random number generators are used to generate the RWs in the MC algorithm. For each RW, the size of the largest loop is determined and this is recorded in a histogram (with sizes from 0 to L) that eventually represents the probability distribution we are looking for. The determination of the largest neutral segment in a given sequence is identical in both enumeration and MC algorithms, and is described below.

Given a RW ω , an array $F(Q)$ stores the step number i when $S_i(\omega) = Q$ for the first time. Initially, $F(Q) = -1$ for all Q . At each step of the RW (including step 0), the

current step number i is recorded in $F(S_i(\omega))$ if the site is visited for the first time, i.e., if $F(S_i(\omega)) = -1$. If the site was visited earlier, the maximum loop size is replaced by the maximum of itself and the difference $i - F(S_i)$. Since $F(S_i)$ stores the first time a site is visited, the largest loop in the walk must correspond to one of such differences. A finite number of operations are needed for each step, therefore this part of the algorithm involves $O(N)$ operations.

2. Algorithm for $p(\ell, q)$

The selection of RW's (enumeration or MC) and the creation of the histogram are also straightforward for this more general problem. The main task is to find an efficient algorithm that produces the sizes of largest Q -segments (for all Q) in a given sequence ω . A straightforward generalization of the algorithm for $p(\ell, 0)$ would have required $O(N^2)$ operations per sequence. However, our algorithm takes advantage of the fact that the same positions are visited many times, and it requires only $O(N^{3/2})$ operations instead. As usual, the algorithm traces the sequence one by one. There are two main arrays. At a given step i , one of them keeps track of the sizes of largest Q -segments encountered that far. The second array is actually a dynamically allocated list of pairs of integers. Each pair in the list stores a charge q and size of the largest q -segment that ends at the current step i . The size of this array grows as \sqrt{i} on the average. At each increment in step size, all pairs in the list are updated by adding the next element in the sequence to q and incrementing the corresponding lengths by one. These lengths are then compared with the corresponding values in the first array, which is updated if the new length is larger. A new element is added to the list of pairs whenever the walk reaches a position for the first time, a condition that is checked for separately. All the operations in an update can be accomplished by a single pass through the list of pairs, thus the whole algorithm requires only $O(N^{3/2})$ operations to complete, as mentioned earlier.

3. Algorithm for $p^{(d)}(\ell, 0)$

For the MC determination of $p^{(d)}(\ell, 0)$ at higher dimensions, the $O(N)$ algorithm described in Sec. A 1 of this appendix requires $O(N^d)$ storage elements for the array $F(\mathbf{Q})$, which quickly becomes prohibitive with increasing d . The storage requirement can be reduced to $O(dN)$ by storing the time series of the position $S_i(\omega)$ of the RW instead. However, the simplest algorithms would require $O(N^2)$ operations to find the largest $\mathbf{0}$ -segment given such a data structure. Note that the typical RW in dimensions $d \geq 2$ does not revisit the same site more than a few times, and therefore the total number of $\mathbf{0}$ -segments in a RW should be only of $O(N)$. We have taken advantage of this fact in order to devise an algorithm that requires only $O(N \log N)$ operations to do the

job. The algorithm is as follows:

After the position array $S(i)$ is formed, its contents [which are the position vectors (Q_1, \dots, Q_d)] are indexed in lexicographical order. This operation requires only $O(N \log N)$ operations, when an efficient sorting algorithm like Heapsort [18] is used. All 0-segments in the sequence start and end at the same position by defini-

tion; therefore, the two end points will be adjacent in the lexicographical index. Going through the index sequentially, it is then possible to determine the largest of the 0-segments in only $O(N)$ operations. The extraordinary speedup of this algorithm makes it possible to go up to sample sizes of 10^6 for 1000-step RW's in seven dimensions.

-
- [1] See, e.g., T. E. Creighton, *Proteins: Their Structure and Molecular Properties* (Freeman, San Francisco, 1984).
- [2] P. G. de Gennes, *Scaling Concepts in Polymer Physics* (Cornell University Press, Ithaca, 1979).
- [3] P.G. Higgs and J.-F. Joanny, *J. Chem. Phys.* **94**, 1543 (1991).
- [4] Y. Kantor and M. Kardar, *Europhys. Lett.* **14**, 421 (1991).
- [5] Y. Kantor, H. Li and M. Kardar, *Phys. Rev. Lett.* **69**, 61 (1992); Y. Kantor, M. Kardar, and H. Li, *Phys. Rev. E* **49**, 1383 (1994).
- [6] X.-H. Yu, A. Tanaka, K. Tanaka, and T. Tanaka, *J. Chem. Phys.* **97**, 7805 (1992); X.-H. Yu, Ph.D. thesis, MIT, 1993; M. Annaka and T. Tanaka, *Nature* **355**, 430 (1992); M. Scouri, J. P. Munch, S. F. Candau, S. Neyret, and F. Candau, *Macromol.* **27**, 69 (1994).
- [7] Y. Kantor and M. Kardar, *Europhys. Lett.* **27**, 643 (1994); *Phys. Rev. E* **51**, 1299 (1995).
- [8] Y. Kantor and M. Kardar, *Phys. Rev. E* **52**, 835 (1995).
- [9] S. Chandrasekhar, *Rev. Mod. Phys.* **15**, 1 (1943).
- [10] W. Feller, *An Introduction to Probability Theory and Its Applications*, 3rd ed. (John Wiley and Sons, New York, 1968), Vol. 1.
- [11] Y. Kantor and D. Ertas, *J. Phys. A* **27**, L907 (1994).
- [12] In the language of RW's, the term "0-segment" corresponds to a loop. Throughout this paper we will use the "language of charged N -mers" and the "language of RW's" interchangeably.
- [13] B. Derrida and H. Flyvbjerg, *J. Phys. A* **19**, L1003 (1986); *J. Phys. (Paris)* **48**, 971 (1987).
- [14] B. Derrida and H. Flyvbjerg, *J. Phys. A* **20**, 5273 (1987).
- [15] W. Feller, *An Introduction to Probability Theory and Its Applications* (Ref. [10]), p. 76.
- [16] W. Feller, *An Introduction to Probability Theory and Its Applications*, 2nd ed. (John Wiley and Sons, New York, 1971), Vol. 2., Chap. VI.
- [17] J.T. Chang, *Ann. Appl. Probab.* **2**, 714 (1992); R.A. Doney and P.E. Greenwood, *Prob. Theory Relat. Fields* **94**, 457 (1993); J. Bertoin and R.A. Doney, *J. Appl. Prob.* **31**, 816 (1994), and references therein.
- [18] W. H. Press *et al.*, *Numerical Recipes in C: The Art of Scientific Computing*, 2nd ed. (Cambridge University Press, New York, 1992), p. 336.

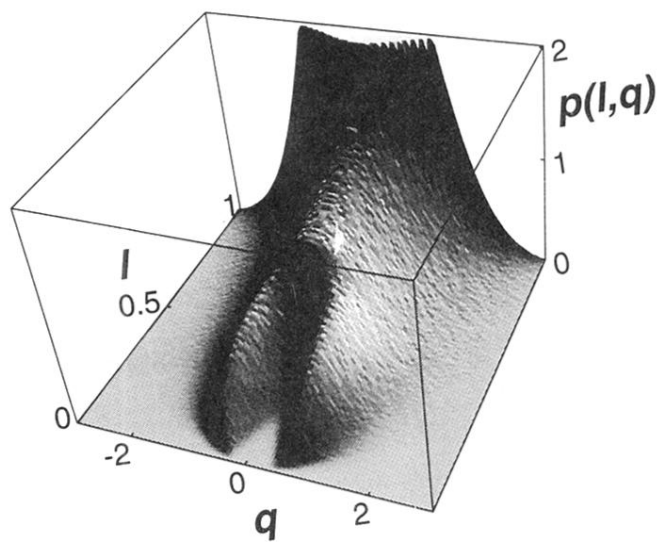


FIG. 4. Probability density of largest Q -segments as a function of reduced charge q and reduced length l . The results have been obtained from MC simulations (see text).