

Adjustable reach in a network centrality based on current flowsAleks J. Gurfinkel^{1,*} and Per Arne Rikvold^{1,2}¹*Department of Physics, Florida State University, Tallahassee, Florida 32306-4350, USA*²*PoreLab, NJORD Centre, Department of Physics, University of Oslo, P.O. Box 1048 Blindern, 0316 Oslo, Norway*

(Received 29 May 2020; accepted 8 April 2021; published 18 May 2021)

Centrality, which quantifies the “importance” of individual nodes, is among the most essential concepts in modern network theory. Most prominent centrality measures can be expressed as an aggregation of influence flows between pairs of nodes. As there are many ways in which influence can be defined, many different centrality measures are in use. Parametrized centralities allow further flexibility and utility by tuning the centrality calculation to the regime most appropriate for a given purpose and network. Here we identify two categories of centrality parameters. *Reach* parameters control the attenuation of influence flows between distant nodes. *Grasp* parameters control the centrality’s tendency to send influence flows along multiple, often nongeodesic paths. Combining these categories with Borgatti’s centrality types [Borgatti, *Soc. Networks* **27**, 55 (2005)], we arrive at a classification system for *parametrized* centralities. Using this classification, we identify the notable absence of any centrality measures that are radial, reach parametrized, and based on acyclic, conserved flows of influence. We therefore introduce the *ground-current centrality*, which is a measure of precisely this type. Because of its unique position in the taxonomy, the ground-current centrality differs significantly from similar centralities. We demonstrate that, compared to other conserved-flow centralities, it has a simpler mathematical description. Compared to other reach-parametrized centralities, it robustly preserves an intuitive rank ordering across a wide range of network architectures, capturing aspects of both the closeness and betweenness centralities. We also show that it produces a consistent distribution of centrality values among the nodes, neither trivially equally spread (delocalization) nor overly focused on a few nodes (localization). Other reach-parametrized centralities exhibit both of these behaviors on regular networks and hub networks, respectively. We compare the properties of the ground-current centrality with several other reach-parametrized centralities on four artificial networks and seven real-world networks.

DOI: [10.1103/PhysRevE.103.052308](https://doi.org/10.1103/PhysRevE.103.052308)**I. INTRODUCTION**

Centrality measures are prescriptions for assigning importance values to nodes in complex networks, and the power of the concept stems from the flexibility of characterizing importance in different ways. As such, centralities can be applied everywhere from Internet search results (Google’s PageRank [1]) to identifying important structures in neuron networks [2]. Centrality is one of the most basic and widely studied concepts in network theory.

Recently, we summarized how many prominent centrality measures arise from the aggregation of “influences” flowing between pairs of nodes [3]. These influences are encoded in the entries of a centrality matrix \mathbf{M} , whose specification is equivalent to that of the overall measure. As we demonstrate here, these pair influences can be revealing measurements in their own right (see Sec. IV B 2). Centrality results are also useful beyond identifying influential nodes and influence flows between node pairs. Often, researchers possess quantitative information about individual nodes—information which is *external* to the specification of the network structure. A

centrality that approximately reproduces these data can reveal principles inherent in the structure of the network. In Ref. [4] we investigated the architecture of the Florida electric power grid along these lines. A strong correlation was revealed between the known generating capacities of power plants and the values of a centrality based on Estrada’s communicability [5,6], here referred to as the *communicability centrality*. Quantification of such correlations between node attributes and network structure requires centrality measures with a built-in tuning parameter.

The communicability centrality has a parameter that controls the (graph) distance over which nodes can influence each other. Such parameters can reveal the length scale over which the network is optimized. Since there are many ways for a centrality to limit the distance that influence can spread, we introduce the *reach-parametrized* category to describe centralities with parameters that have this effect. We will discuss how the reach-parametrized category includes the well-known PageRank [1], Katz [7], and α [8] centralities. The reach-parametrized category is not exhaustive. In Ref. [3] we introduced the *conditional walker-flow centralities*, which include parameters that interpolate these centralities between older, well-known measures. The conditional walker-flow measures belong to a distinct category: *grasp-parametrized* centralities. These centralities’ parameters also attenuate

*Author to whom correspondence should be addressed: alexander.gurfinkel@gmail.com

influence, but in a way different from reach parameters. While reach parameters control how far centrality influence can spread, grasp parameters control how many alternative paths influence can follow.

In addition to reach and grasp parametrization, here we further classify parametrized centralities according to the conceptual dimensions introduced by Borgatti [9,10]. Referencing this classification system, we show that there is a notable absence of centrality measures that are radial, reach parametrized, and based on acyclic, conserved flows of influence. To fill this void, we introduce the *ground-current centrality*. There, influence is modeled by the flow of electrical current from the source node to all possible end nodes, from which the current flows to ground. (The method is fully described in Sec. III.) The physics of current flow naturally satisfies the conservation and acyclicity criteria, while variable resistances to ground naturally limit the spread of currents (and hence influences), thus representing a reach parameter.

Conservation and acyclicity enable the ground-current centrality to perform differently from other reach-parametrized centralities in several ways. Most importantly, we demonstrate that, compared to other reach-parametrized centralities, the ground-current centrality robustly preserves an intuitive rank ordering across a range of simple network topologies. Here we take the closeness centrality (specifically, its harmonic variant [11–13]) to provide the paradigmatic intuitive centrality ranking for simple networks, since it places greater importance on nodes that are close to many others.

However, the ground-current centrality can also reproduce aspects of betweenness: when the reach is high, it is highly sensitive to network bottlenecks, assigning them high centrality rank, whereas other reach-parametrized centrality measures almost completely ignore bottlenecks in certain situations. We further show that, on hub networks, the ground-current centrality does not lead to excessive localization. This is a phenomenon [14] whereby the majority of the net centrality is assigned to a small fraction of nodes. On the other hand, in regular networks the ground-current centrality does not lead to excessive delocalization: the assignment of nearly the same centrality value to every node. Other measures, such as the Katz and communicability centralities, exhibit both these behaviors. Recently, it has also been proposed to construct centrality measures from diffusion dynamics [15].

The remainder of this paper is organized as follows. In Sec. II we present a classification system for *parametrized* centrality measures, discussing in detail the distinction between reach and grasp parameters. In Sec. III we define the ground-current centrality. In Sec. IV we discuss the properties of the ground-current centrality relative to other similarly classified measures. To that end, we perform a numerical study of the centralities' detailed performance on a variety of networks. These include four artificial networks designed to highlight a particular network property, as well as seven real-world networks. In Sec. V we conclude that the special properties of the ground-current centrality stem from its unique position as a radial reach-parametrized centrality based on acyclic, conserved flows.

II. REACH AND GRASP PARAMETERS FOR NETWORK CENTRALITIES

In this section, we present a wide-ranging classification of parametrized centrality measures, which includes the most prominent measures in the literature. We find that a simple and reasonable combination of centrality characteristics has not yet been studied, which motivates us to introduce a measure, the ground-current centrality, to which we devote Secs. III–V.

A. Notation and conventions

The $N \times N$ adjacency matrix is denoted \mathbf{A} . Here we consider both weighted and unweighted adjacency matrices. The graph distance between nodes i and j is denoted d_{ij} . In the case of weighted networks, we may instead use D_{ij} , which is the length of the shortest edge path from node i to j , where the length of a given edge (a, b) is $(\mathbf{A}_{ab})^{-1}$ [3].

The most commonly studied centrality measures can be found in, e.g., Ch. 7 of [13], and many can be written [10] in the matrix form

$$c_i = \alpha \sum_j \mathbf{M}_{ij}, \quad (1)$$

where c_i is the centrality of node i , and the sum is over the N nodes in the network. We focus on centralities with a single parameter Π , so $\mathbf{M} = \mathbf{M}(\Pi)$. The matrix elements \mathbf{M}_{ij} of the $N \times N$ centrality matrix \mathbf{M} encode the level of influence that node j exerts on node i , and the final centrality is the sum of such influences. In this paper we denote column (row) vectors as kets (bras). The normalization factor α ensures that $\langle c | 1 \rangle = 1$, where $|1\rangle$ is the column vector with all elements equal to one [16]. The normalization factor is different for every centrality measure, and for each choice of parameter value, so $\alpha = \alpha(\Pi)$. To maintain readability, we will omit the Π dependence of α and \mathbf{M} , and we will not specify which centrality α normalizes when it is clear from the context.

The *degree centrality* (DEG) is one of the simplest and most commonly studied network measures. It can be put into the above form by setting \mathbf{M}^{DEG} equal to \mathbf{A} so that $c_i^{\text{DEG}} = \alpha \sum_j A_{ij} = \alpha k_i$. In this paper we consider (potentially) weighted, symmetric adjacency matrices. The k_i are, thus, (potentially) weighted degrees, and there is no distinction between indegree and outdegree.

A very important centrality that cannot be expressed in the above form is the *closeness centrality* (CLO): $c_i^{\text{CLO}} = (\sum_j D_{ij})^{-1}$. In Ref. [3] we therefore used the *harmonic closeness centrality* (HCC) [11–13], which can be written in matrix form as

$$\mathbf{M}_{ij}^{\text{HCC}} = D_{ij}^{-1}. \quad (2)$$

A useful modification of Eq. (1) involves subtracting the diagonal of the centrality matrix \mathbf{M} :

$$\tilde{c}_i = \tilde{\alpha} \sum_j \tilde{\mathbf{M}}_{ij} = \tilde{\alpha} \sum_j (\mathbf{M} - \text{Diag}(\mathbf{M}))_{ij}, \quad (3)$$

where $\tilde{\alpha}$ is the corresponding normalization factor. This modified form $\tilde{\mathbf{M}}$ simply prevents self influence, and we thus refer to \tilde{c} as the *exogenous* centrality.

Above, we have used $\text{Diag}(\mathbf{M})$ to indicate the modified form of matrix \mathbf{M} that has all nondiagonal entries set to zero.

In the following, we will also use the symbol $\mathbf{Diag}(|v\rangle)$ to indicate the diagonal matrix with the elements of the vector $|v\rangle$ appearing on the diagonal.

B. Reach-parametrized centralities

A centrality parameter Π is a *reach parameter* if changing it tends to attenuate the influence flow \mathbf{M}_{ij} between pairs of nodes i and j separated by large graph distances d_{ij} . For weighted networks, it is possible to instead use the weighted graph distance D_{ij} .

Three prominent reach-parametrized centralities with similar definitions are the *PageRank* (PRC), *Katz* (KC), and α centralities. The first two of these can be defined [1,7,17], respectively, by

$$\mathbf{M}^{\text{PRC}} = [\mathbb{I} - \Pi_{\text{PRC}}^{-1} \mathbf{A} \mathbf{Diag}(|k^{-1}\rangle)]^{-1} \quad (4)$$

and

$$\mathbf{M}^{\text{KC}} = (\mathbb{I} - \Pi_{\text{KC}}^{-1} \mathbf{A})^{-1}, \quad (5)$$

where $|k^{-1}\rangle_i = k_i^{-1}$, the identity matrix is \mathbb{I} , and where we have employed the matrix inverse. (For the PRC, we have used a simplified definition that works for the *symmetric* adjacency matrices considered in this paper.) The α centrality is a variation of the Katz centrality, involving another parameter [8]. Here we focus on the KC.

The fact that the parameters Π control the network distance over which influence can spread is seen from the series expansion for the Katz centrality:

$$\mathbf{M}^{\text{KC}} = \mathbb{I} + \Pi_{\text{KC}}^{-1} \mathbf{A} + \Pi_{\text{KC}}^{-2} \mathbf{A}^2 + \Pi_{\text{KC}}^{-3} \mathbf{A}^3 + \dots \quad (6)$$

Since, in general, $(\mathbf{A}^l)_{ij}$ is equal to the number of walks of length l from node i to node j , one can see that larger values of Π_{KC} tend to suppress the influence of longer walks. The case of the PageRank centrality is similar, except that each term in the series expansion describes a single random walk, rather than counting the total number of walks. This is because the value of $[\mathbf{A} \mathbf{Diag}(|k^{-1}\rangle)]_{ij}^l$ is the probability of a walker starting on node j being on i after l steps [18]. Thus Π_{PRC} controls the length of walks in the same way as Π_{KC} . Incidentally, the series expansion in Eq. (6) makes clear that the Katz centrality will diverge at some small value Π_{KC} ; the same is true for the PageRank centrality at $\Pi_{\text{PRC}} = 1$. In what follows, we restrict Π_{KC} and Π_{PRC} to the range where Eq. (6) and the corresponding series expansion for the PageRank are convergent.

The series form of the Katz centrality above suggests a class of reach-parametrized centralities based on power series in the adjacency matrix (with the PageRank case similar). These take the form $\mathbf{M}(\Pi) = \sum_{l=0}^{\infty} f(l) \mathbf{A}^l \Pi^{-l}$, where the Katz centrality sets all factors $f(l)$ to one. This choice, however, is not ideal because the series does not converge when Π_{KC} is smaller than the largest eigenvalue of \mathbf{A} (λ_1 , with corresponding eigenvector $|\psi_1\rangle$). In the general case, for small Π , the higher-order terms are dominated by

$$f(l) (\lambda_1 / \Pi)^l |\psi_1\rangle \langle \psi_1|. \quad (7)$$

For \mathbf{M} to converge for all Π , $1/f(l)$ must grow super-exponentially in l . A reasonable choice, inspired both by the Estrada communicability metric [5] and by the desire to

make contact with statistical physics, is to choose the factors $f(l) = (l!)^{-1}$. This formula, which defines the *communicability centrality* (COM) in terms of the matrix exponential function, means that

$$\mathbf{M}^{\text{COM}}(\Pi_T) = \exp(\mathbf{A}/\Pi_T) = \mathbb{I} + \frac{\Pi_T^{-1} \mathbf{A}}{1!} + \frac{\Pi_T^{-2} \mathbf{A}^2}{2!} + \frac{\Pi_T^{-3} \mathbf{A}^3}{3!} + \dots, \quad (8)$$

where we have introduced the “temperature” parameter Π_T . (This is very similar to the *total communicability* studied in Ref. [19].) In past work [20], we compared the communicability centrality to several other centrality measures prominent in the literature, finding that it gives the best match to the generating capacities in the Florida power grid.

The communicability and Katz centralities have several satisfying properties, especially in their exogenous forms $\tilde{\mathbf{M}}^{\text{COM}}$ and $\tilde{\mathbf{M}}^{\text{KC}}$. From the series expansions, it is easy to see that the degree centrality is recovered in the low-reach limits ($\Pi_T \rightarrow \infty$ and $\Pi_{\text{KC}} \rightarrow \infty$). In fact, in these limits we obtain $\tilde{\mathbf{M}}^{\text{COM}} = \tilde{\mathbf{M}}^{\text{KC}} = \mathbf{A}$. In the high-reach limits ($\Pi_T \rightarrow 0$ and $\Pi_{\text{KC}} \rightarrow \lambda_1$), the largest eigenvalue dominates as in Eq. (7), so the centralities reduce to the well-known eigenvector centrality [13]. For large, fully connected networks, the exogenous forms $\tilde{\mathbf{M}}$ give very similar results. These centralities also satisfy two very reasonable conditions on assigning influence between nodes i and j : (1) the existence of many walks leads to more influence due to the presence of the term $(\mathbf{A}^l)_{ij}$, but (2) long walks are suppressed due to the weights Π^{-l} . (PageRank satisfies very similar conditions.)

Though several individual examples of reach-parametrized centralities are well-known in the field of network science, we believe that we are the first to identify reach-parametrized as a distinct category of centrality measures. We emphasize that, for every reach-parametrized centrality in this paper, we have defined the parameters Π such that small Π results in high reach, while large Π results in low reach.

C. Grasp-parameterized centralities

A centrality parameter Π is a *grasp parameter* if it tends to attenuate the influence of indirect paths between two nodes in a weighted graph. As illustrated in Fig. 1, when the centrality parameter is set to high grasp, the measure takes into account many parallel paths between the nodes, while when the centrality parameter is set to low grasp, the measure considers only the shortest path between the two nodes. This is distinct from the behavior of reach parameters because the two nodes can be an arbitrary (weighted) distance apart. Thus, reach-parametrized and grasp-parametrized are distinct centrality categories.

In Ref. [3] we introduced the grasp-parametrized centrality category, as well as two grasp-parametrized measures, based on absorbing random walks: the *conditional current betweenness* [$\mathbf{M}^{\text{CBT}}(\Pi_D)$] and the *conditional resistance closeness* [$\mathbf{M}^{\text{RCC}}(\Pi_D)$]. Collectively, these are the *conditional walker-flow* centralities, parametrized by the “walker death parameter” Π_D . The conditional current betweenness interpolates from betweenness, at low grasp, to Newman’s *random-walk betweenness* [23], at high grasp. Similarly, the

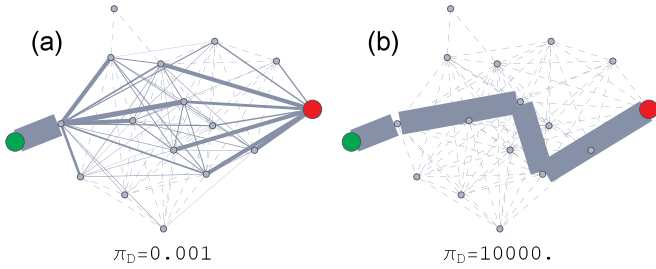


FIG. 1. High and low grasp centralities. The figures depict the current of random walkers used to calculate the conditional current betweenness and the conditional resistance closeness from [3]. This is demonstrated on the (weighted) kangaroo interaction network from [21,22]. Line thickness is proportional to current magnitude. A unit current flows from the source node (large, green) to the target node (large, red). Dashed lines indicate negligible current (< 0.01 units). (a) At high grasp (low Π_D), the current takes advantage of many parallel paths. (b) At low grasp (high Π_D), the current follows only the shortest weighted path from the source to the target.

conditional resistance closeness interpolates from the harmonic closeness, at low grasp, to the harmonic form of the Stephenson–Zelen *information centrality* [24] (also known as the current-flow closeness [25] and the resistance closeness [3]), at high grasp.

D. Classification of parametrized centralities

There is a proliferation of centrality measures in the network-science literature. Even in the case of parametrized centrality measures, which have not yet been studied extensively, there are sufficiently many measures to require an organizing principle. Here we build on the typologies introduced by Borgatti in Refs. [9,10]. There, centralities are situated along the conceptual dimensions of Summary Type, Walk Position, and Walk Type. Each of these is described below. In Table I all of the parametrized centralities discussed in this paper are classified according to Walk Position (columns) and Walk Type (rows).

1. Summary Type: How influences are aggregated

The difference between the standard (row-sum) centrality \mathbf{M} and exogenous centrality $\tilde{\mathbf{M}}$ lies in what Borgatti calls Summary Type, which dictates the way influences are aggregated, not the fundamental nature of the centrality. Another

possible variation is the diagonal centrality $\bar{\mathbf{M}} = \text{Diag}(\mathbf{M})$. Estrada’s *subgraph centrality* [26] is equivalent to $\bar{\mathbf{M}}^{\text{COM}}$ at $\Pi_T = 1$.

2. Walk Position: Radial and medial centralities

Though the conditional current betweenness and conditional resistance closeness are parametrized by the same “walker death” process, they are very different measures. In Borgatti’s typology, the first of these is a *medial* centrality while the latter is *radial*. This means that the former assigns importance to a node based on the walks passing through it, while the latter assigns importance based only on the walks that start on the node. The classic examples of medial and radial centrality are *betweenness* and *closeness*, respectively, and we have seen that the conditional walker-flow centralities reduce to these at low grasp. The columns in Table I group the parametrized centralities discussed in this paper into radial and medial categories.

3. Walk Type: Reach, grasp, conserved flows, duplicating flows, cyclic flows, and acyclic flows

The Walk Type conceptual dimension describes the characteristics of the walks through which influence is spread. For example, influence might be restricted to geodesic paths, or to walks of a certain length. It is clear, then, that the categories of reach-parametrized and grasp-parametrized centrality represent differences in Walk Type.

A further distinction within the Walk Type is described in Ref. [9], which compares conserved flow processes (e.g., the movement of physical objects) to duplicating flow processes (e.g., the spread of gossip). The conditional current betweenness and conditional resistance closeness are both calculated using the conserved current created by a single random walk, so they are conserved-flow centralities. On the other hand, the Katz, PageRank, and communicability centralities rely on infinite summations, as in Eqs. (6) and (8), aggregating influence from an infinite number of walks. These are thus duplicating-flow centralities.

Another important subcategory within the Walk Type dimension is cyclicity. (Borgatti addresses cyclicity within his “trajectory dimension.”) The Katz, PageRank, and communicability are cyclic: the spread of influence within these centralities is free to form cycles, potentially even recrossing the same edge over and over. Thus, for all the measures

TABLE I. Classification of parametrized centralities. Centrality measures are classified according to Borgatti’s [9,10] Walk Position (columns) and Walk Type (rows). Conditional current betweenness subsumes betweenness and random walk betweenness, while conditional resistance closeness subsumes closeness and information centrality [3]. Reference [27] describes the beta current-flow centrality, whose derivation is similar to that in Sec. III B. The positions in the table depicted with a light font represent disfavored centrality types, discussed in Sec. II D 4. The starred entries represent centralities introduced in this paper, filling in “blanks” within the table. The ground-current centrality is the main result of this paper.

	Radial	Medial
Acyclic conserved flow	Grasp: cond. resistance closeness Reach: *ground current (Secs. III and IV)*	Grasp: cond. current betweenness and [27] Reach: *see Sec. V*
Cyclic duplicating flow	Grasp: none (see Sec. II D 4) Reach: Katz, PageRank, communicability	Grasp: communicability betweenness Reach: *see Sec. II D 4*

considered here, cyclic centralities are based on duplicating flows, while acyclic centralities are based on conserved flows. However, in general, cyclicity and duplication are independent of each other.

The rows in Table I group the parametrized centralities discussed in this paper into Walk Type categories.

4. Disfavored centrality combinations

Generally, reach parametrization is not compatible with medial measures like betweenness, since every pair of source and target nodes is considered equally, no matter how far apart they may be. This is why there are no well-known measures in the light-font areas of the right column of Table I. However, any reach-parametrized relationship (such as the entries in the matrix \mathbf{M}^{COM}) may be used to weight pairs of nodes, allowing betweenness-like measures to use reach parameters. (This modification would also allow the simultaneous use of reach and grasp parameters.) These areas of the table are marked with stars to indicate that these centrality combinations are achievable, though they have not been studied extensively to our knowledge.

Centralities that are both duplicating and grasp parametrized are also disfavored. It is difficult to control the grasp of duplicating-flow centralities since, by the nature of duplicating influence, they generally cannot restrict influence to geodesic paths. However, an exception to this rule is found—for the *medial* parameter type—in the form of the communicability betweenness [6], and similarly constructed centralities. They rely on a mathematical technique for converting radial reach-parametrized centralities into medial grasp centralities. This is described in Appendix A. We are not aware of any similar techniques for arriving at *radial*, duplicating, grasp centralities, which is why this area of Table I remains empty.

5. A radial reach-parametrized centrality based on acyclic, conserved flows

Aside from the disfavored centrality combinations described above, there is one location in Table I (indicated with bold stars) that has, to our knowledge, not yet been studied. The Katz centrality, which is radial and reach-parametrized, is one of the oldest measures in the network science literature, and the PageRank, of the same type, is one of the most prominent. It is striking, therefore, that there is no well-known *conserved-flow* centrality of this type, given the importance of conserved flows in both theoretical and practical domains. Therefore, in Sec. III we introduce the *ground-current centrality*, which is of the radial, reach-parametrized, and conserved-flow type. It is also acyclic, whereas the duplicating radial reach measures are cyclic. In Sec. IV we show that the use of acyclic, conserved flows leads the ground-current centrality to some notable differences from the other measures in the radial, reach-parametrized category.

III. THE GROUND-CURRENT CENTRALITY

A. Generalizing the resistance-closeness centrality

This paper is concerned with developing a conserved-flow centrality measure that features a reach parameter, tuning

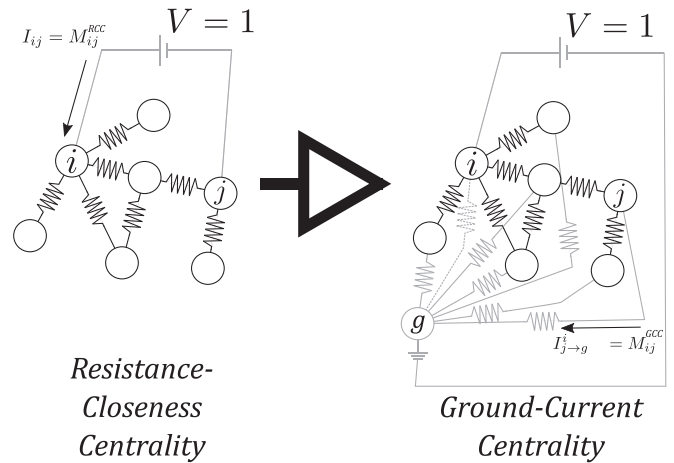


FIG. 2. The ground-current centrality (right) as a multinode generalization of the resistance-closeness centrality (left). The ground-current centrality of a node i is given as a function of the finite ground conductances (shown in light gray), by the currents flowing from that node to the ground node g when a unit voltage is introduced between node i and g . The exogenous ground-current centrality $\tilde{\mathbf{M}}_{ij}^{\text{GCC}}$ is equivalent to the removal of the (dotted) connection between i and g . Ignoring the voltage sources, the left side of the figure illustrates the resistor-network interpretation of the network \mathcal{N} , while the right side illustrates the modified network \mathcal{N}_g .

the distance that influences can spread across the network. To estimate the node centralities in network \mathcal{N} [see Fig. 2 (left)], we focus our model on the electrical current flows in the resistor network derived from \mathcal{N} (or equivalently, random walkers [28] on \mathcal{N}). In this interpretation, an element of \mathcal{N} 's adjacency matrix \mathbf{A}_{ij} is taken to be the conductance (inverse resistance) of the direct electrical connection between nodes i and j [29]. By using current flow to spread influence, we guarantee that the resulting centrality will be both conserved and acyclic.

It is not possible to explicitly limit the reach of current (and hence influence) by increasing the resistance along all edges, or changing the strength of voltage sources. Since network current flow is a linear theory, any introduction of a multiplicative constant m on either (1) all voltage sources or (2) all resistances will only scale the resulting currents by m . And since centrality vectors are normalized by the factor α in Eq. (1), any multiplicative constants do not affect the final centrality assignments. This provides motivation to build a parametrization around resistors *external* to the equivalent resistor network.

We now introduce a centrality which is a generalization of (but not a parametrization of) the resistance-closeness centrality (RCC) studied in Ref. [3]. There, $\mathbf{M}_{ij}^{\text{RCC}}$ is equal to the inverse of the effective resistance R_{ij}^{eff} , which is the current resulting from connecting a 1-V battery between i and j in \mathcal{N} , as seen in Fig. 2 (left). Without affecting the results, we may set the absolute potential scale by connecting j to the ground node g with a resistance-less wire; the current then returns to the battery through the ground node. Extrapolating the measure to multiple nodes is achieved simply by connecting *all* nodes directly to ground. The currents $I_{j \rightarrow g}^i$ from each j to

ground (when the voltage source is on i) are straightforwardly interpreted as the contribution of j to the centrality value of i ; that is, the ground currents are just the \mathbf{M}_{ij} . Thus we name this measure the *ground-current centrality* (GCC). In summary,

$$\mathbf{M}_{ij}^{\text{GCC}} = I_{j \rightarrow g}^i \quad (\text{unit voltage source between } i \text{ and ground}). \quad (9)$$

(In what follows, we will often omit the superscripts in \mathbf{M}^{GCC} and c^{GCC} when it is clear from the context that we are referring to the ground-current centrality.)

This centrality measure represents a transition from the resistance distance, a node-node relation, to a node-network relation; this process is illustrated in Fig. 2. The ground-current centrality also represents a complementary approach to our previous work in Ref. [3]. There the conditional walker-flow centralities employ the portion of the current that does *not* eventually reach ground. Here the entirety of the current eventually reaches ground, and the centrality is based on the magnitudes of the ground currents.

If all the nodes were directly connected to ground with zero resistance, then they would all be at the same potential. This would mean that no current could flow between them, leading to a centrality insensitive to the details of the network structure. To prevent this behavior, we introduce the ground-conductance vector $|C\rangle$, where C_j is the finite conductance of the edge connecting j to ground. The node potentials are now $V_j = I_{j \rightarrow g}^i / C_j = \mathbf{M}_{ij} / C_j$ —in general they are all different. Since the network \mathcal{N} has N nodes, adding g and its adjacent edges creates a $(N + 1)$ -node network. This modified network, called $\mathcal{N}_g(|C\rangle)$, is illustrated on the right side of Fig. 2. Note that one of the edges between g and i (indicated by the battery symbol in the circuit diagram) represents voltage boundary conditions and is therefore not included in $\mathcal{N}_g(|C\rangle)$.

B. The ground-current centrality formula

We now derive a compact formula for the ground-current centrality. The foundational relation for resistor networks [13]—as applied to $\mathcal{N}_g(|C\rangle)$ —is

$$|I^{\text{in}}\rangle = \mathbf{L}^g |V\rangle. \quad (10)$$

Here $|V\rangle$ is the vector of node voltages, and \mathbf{L}^g is the $(N + 1) \times (N + 1)$ Laplacian matrix of $\mathcal{N}_g(|C\rangle)$. The j th element of the vector $|I^{\text{in}}\rangle$ is equal to the current entering ($I_j^{\text{in}} > 0$) or leaving ($I_j^{\text{in}} < 0$) the network at node j . In the present case, illustrated in Fig. 2 (right), $I_j^{\text{in}} = 0$ when j is not i or g .

Because $\mathbf{L}^g |1\rangle = 0$, Eq. (10) cannot be inverted as is. A standard solution [23] is to remove one node from the network, leading to the invertible $N \times N$ reduced Laplacian \mathbf{L}^{red} . This specifies the gauge in which the removed node is at zero potential (see Appendix B).

We choose to remove node g , appropriately setting its potential to zero. Proceeding similarly to the derivation in Ref. [27], removing g leads to the reduced Laplacian $\mathbf{L}^{\text{red}} = \mathbf{L} + \mathbf{Diag}(|C\rangle)$. Here \mathbf{L} is the standard Laplacian of the N -node network \mathcal{N} : $\mathbf{L} = \mathbf{Diag}(|k\rangle) - \mathbf{A}$, where $|k\rangle$ is the *weighted* degree vector. Therefore, inverting the reduced ver-

sion of Eq. (10) leads to

$$\begin{aligned} V_j &= \sum_s [\mathbf{L} + \mathbf{Diag}(|C\rangle)]_{js}^{-1} I_s^{\text{in}} \\ &= [\mathbf{L} + \mathbf{Diag}(|C\rangle)]_{ij}^{-1} I_i^{\text{in}}, \end{aligned} \quad (11)$$

where only the $s = i$ term in the sum survives, and we have used the fact that \mathbf{L} is symmetric. Recall that i is the index of the node connected to the battery [see Fig. 2(b)], while j and s can stand for any node, including i .

From the requirement that $V_i = 1$, we have $I_i^{\text{in}} = 1/[\mathbf{L} + \mathbf{Diag}(|C\rangle)]_{ii}^{-1}$. The current \mathbf{M}_{ij} from j to g is just $V_j C_j$. And because all the current entering the network at i must also leave the network at g , $\sum_j \mathbf{M}_{ij} = \sum_j I_{j \rightarrow g}^i = I_i^{\text{in}}$, so I_i^{in} is equal to the centrality c_i of node i . Assembling these results, we arrive at a generalized formula for the ground-current centrality:

$$\begin{aligned} c_i &= 1/[\mathbf{L} + \mathbf{Diag}(|C\rangle)]_{ii}^{-1}, \\ \mathbf{M}_{ij} &= c_i [\mathbf{L} + \mathbf{Diag}(|C\rangle)]_{ij}^{-1} C_j. \end{aligned} \quad (12)$$

Every row of \mathbf{M} corresponds to a different experimental situation, where the voltage boundary conditions are changed by connecting a different node i to the 1-Volt battery. [In matrix form, this can be expressed as $\mathbf{M} = \{\mathbf{Diag}([\mathbf{L}^{\text{red}}]^{-1})\}^{-1} [\mathbf{L}^{\text{red}}]^{-1} \mathbf{Diag}(|C\rangle)$.]

For notational convenience, in this section we use the *unnormalized* form of the centrality. It can be easily verified that $\sum_j [\mathbf{L} + \mathbf{Diag}(|C\rangle)]_{ij}^{-1} C_j = 1$. This leads to $\sum_j \mathbf{M}_{ij} = c_i$, which is the unnormalized form of Eq. (1).

We note that, unlike for other centralities, the elements of the ground-current centrality matrix \mathbf{M}^{GCC} do not need to be calculated to find the c_i —in fact, the reverse is true. Nonetheless, the $\mathbf{M}_{ij}^{\text{GCC}}$ are informative in their own right, since they encode the influence of node j on i 's centrality. Here, they will be useful for analyzing test cases that show how the ground-current centrality differs from similar measures; see Sec. IV.

The vector $|C\rangle$ in Eq. (12) can be used to tune the relative importance of nodes in the network. For example, in a power-grid network, we may set $C_i = 0$ when i is a generator, thereby ensuring that the centrality rewards only connections to loads. However, the simplest case, as in Ref. [27], is to set all ground conductances to the same value Π_C , meaning that $\mathbf{Diag}(|C\rangle) = \Pi_C \mathbb{I}$, for identity matrix \mathbb{I} . This leads us to the final parametrized form of our centrality:

$$\begin{aligned} c_i(\Pi_C) &= 1/(\mathbf{L} + \Pi_C \mathbb{I})_{ii}^{-1} \\ \mathbf{M}_{ij}(\Pi_C) &= I_{j \rightarrow g}^i = c_i (\mathbf{L} + \Pi_C \mathbb{I})_{ij}^{-1} \Pi_C. \end{aligned} \quad (13)$$

We emphasize that, unlike other network measures based on current flows, it is not necessary to perform a summation to obtain the centrality c_i of node i . In what follows, we use the normalized form of the ground-current centrality matrix \mathbf{M} , as per Eq. (1).

C. Properties and limits of the ground-current centrality

We have argued that the ground-current centrality has a naturally arising parameter Π_C . Though Π_C was necessary to force the centrality to interact with the network structure, it

TABLE II. Ground-current centrality high and low Π_C limits. The ground-current centrality is formulated in Eq. (13). The limits for the generalized ground-current centrality [Eq. (12)] are in square brackets. In the generalized version, Π_C is not defined, and the limits should be interpreted as high and low values of $\langle C|1$.

Measure	Symbol	High Π_C	Low Π_C
Ground-current centrality	$\mathbf{M}_{ij}^{\text{GCC}}$	$\delta_{ij}\Pi_C$ [$\delta_{ij}C_i$]	Π_C [C_j]
Exogenous ground-current centrality	$\tilde{\mathbf{M}}_{ij}^{\text{GCC}}$	\mathbf{A}_{ij} [\mathbf{A}_{ij}]	$(1 - \delta_{ij})\Pi_C$ [$(1 - \delta_{ij})C_j$]

is easy to see that this parameter also has the effect of tuning the centrality's reach. Consider the $\Pi_C \rightarrow \infty$ limit. When Π_C is large, the vast majority of the current leaving the battery at node i follows the very high-conductance edge directly to ground, rather than following the relatively low-conductance edges leading to other locations in the network. A node can thus influence only itself, and \mathbf{M} becomes diagonal. This can also be seen from setting $j = i$ in the second line of Eq. (13), whereby $c_i \approx \mathbf{M}_{ii} = I_{i \rightarrow g}$ for large Π_C . Thus the reach is low when Π_C is high.

The behavior in the low- Π_C limit is easy to understand through physical properties of resistor networks: As $\Pi_C \rightarrow 0$ the effective resistance to ground approaches infinity, leading to very small currents in the network; therefore all node potentials approach the value 1 because the potential drop between adjacent network nodes becomes tiny. Therefore all ground currents are identical: $\mathbf{M}_{ij} = (1 - V_g)\Pi_C = \Pi_C$, since $V_g = 0$. Nodes at large graph distances from i are not penalized by the centrality. This means that $c_i = N\Pi_C$ for all i . When Π_C is low, the reach is high and the network looks the same from every node.

It is also useful to consider the exogenous ground-current centrality $\tilde{\mathbf{M}}^{\text{GCC}}$. Referencing Fig. 2, this amounts to the removal of the dotted connection to ground. This variant can recover the adjacency matrix for large values of Π_C —much like the communicability centrality recovers the adjacency matrix for large values of Π_T . Detailed calculations for the limiting forms of the two variants of ground-current centrality for *arbitrary* $|C\rangle$ vectors are presented in Appendix C. We summarize the limits in Table II.

The behavior of the ground-current centrality at intermediate values of Π_C is intermediate to the behavior at the limits. As Π_C decreases from ∞ , pairs of nodes (i, j) separated by larger weighted graph distances D_{ij} start to receive non-negligible ground current \mathbf{M}_{ij} . This means that the *reach* of the centrality increases as Π_C decreases and, therefore, Π_C is a reach parameter. Finally, as Π_C approaches 0, *all* pairs produce the same value of \mathbf{M}_{ij} , regardless of the distance between i and j , reach is maximized. (The centrality at $\Pi_C = 0$ is undefined, however, since there is no ground-current flow in that situation.)

Increasing the reach by decreasing Π_C allows longer network paths to be explored, which leads to more parallel paths to the same destination. Therefore, tuning reach in this case also necessarily tunes grasp, but this is a secondary effect.

The reach behavior of the exogenous ground-current centrality at high reach (low Π_C) and low reach (high Π_C)

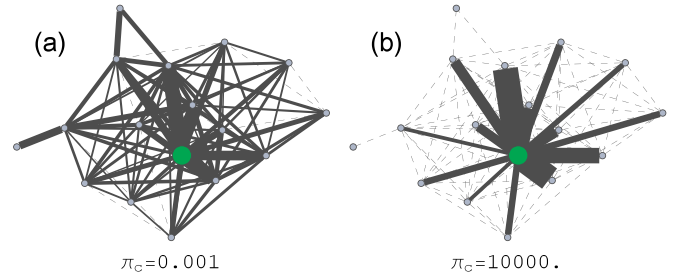


FIG. 3. High and low reach in the exogenous ground-current centrality. This is demonstrated on the (weighted) kangaroo interaction network from [21,22]. Compare the grasp behavior of the conditional current betweenness in Fig. 1. Line thickness for edges (k, l) indicates the product of the normalization factor $\tilde{\alpha}$ from Eq. (3) and the edge current magnitude $I_{k \rightarrow l}^i$, where the current flow results from a unit potential difference between the source node i (large, green) and the ground node g (not pictured). For readability, the line thickness is proportional to the square root of $\tilde{\alpha}I_{k \rightarrow l}^i$. Dashed lines indicate negligible current: $\tilde{\alpha}I_{k \rightarrow l}^i < 0.0001$. All connections to ground have conductance Π_C and, because this is the *exogenous* centrality variant ($\tilde{\mathbf{M}}$), every node other than the source node is connected to ground. Node j 's final contribution to i 's centrality is $\tilde{\alpha}\mathbf{M}_{ij}^{\text{GCC}} = \tilde{\alpha}I_{j \rightarrow g}^i$. (a) At high reach (low Π_C), the current spreads out to every node. Though the currents $I_{k \rightarrow l}^i$ are very small at this parameter value, the normalization factor results in non-negligible influences $\tilde{\alpha}\mathbf{M}_{ij}^{\text{GCC}}$. In accordance with Table II, the current to ground is the same at every node. (b) At low reach (high Π_C), the current flows only along edges adjacent to the source, weighted by the edge conductance; see Table II.

is illustrated in Fig. 3. The intermediate reach behavior is illustrated in Fig. 4. The figures also clearly illustrate the ground-current centrality's status as a *radial* measure: influence spreads outward from the node i . Further, the centrality of every node is derived from a single conserved current flow in a resistor network. These key properties of the ground-current centrality are reflected in its position in Table I.

IV. UNIQUE FEATURES OF THE GROUND-CURRENT CENTRALITY

Because of its unique position in the taxonomy presented in Table I, the ground-current centrality differs significantly from similar centralities. In Sec. IV A we compare it to other conserved flow centralities (top row in Table I), while in Sec. IV B we compare it to other radial reach-parametrized centralities (left column in the table).

A. Differences from other conserved-flow centralities

Referencing the final expressions in Eqs. (12) and (13), we consider the differences between the ground-current centrality and other current-based centrality measures previously considered (the first two rows in Table I). Of course, the most important difference is that the ground-current centrality is the only one of these that can control reach, which is in many ways a more intuitive type of parametrization than grasp. Further, the other methods' centrality matrices do not reduce to the adjacency matrix at any parameter value—this is a consequence of these centralities not using a reach pa-

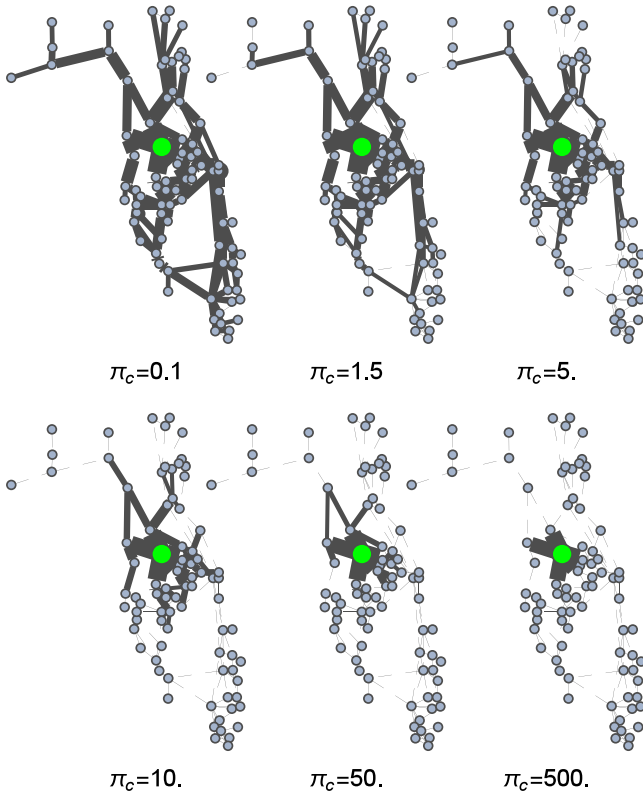


FIG. 4. Intermediate reach in the exogenous ground-current centrality. See the caption to Fig. 3 for explanatory details. The reach is demonstrated on the (weighted) Florida power-grid network from [4,30]. In this version of the network, the weights are readable from the figure: they are inversely proportional to the Euclidean distance between nodes. When the reach is high (Π_C is low), the currents spread to nodes at large weighted distance from the voltage source. In this regime (e.g., at $\Pi_C = 0.1$), the amount of current flowing to ground from each node is approximately identical. As the reach decreases (Π_C increases to, e.g., 5.0), the ground currents are no longer identical. The currents along edges far from the voltage source are diminished and, at very low reach (e.g., $\Pi_C = 500$), only currents to the voltage source's nearest neighbors remain.

parameter, and thus being unable to restrict influence to nearest neighbors.

The ground-current centrality is also mathematically simpler than the alternatives. The closeness and betweenness centralities rely on algorithms (Dijkstra's algorithm and the method described by Brandes in Ref. [31], respectively),

while the ground-current centrality has a closed-form solution. The resistance closeness and the current betweenness rely on the calculation of currents using the pseudoinverse or the inverse of a reduced Laplacian matrix. On the other hand, the ground-current centrality uses an ordinary matrix inverse and the ordinary Laplacian \mathbf{L} . This is convenient for formula manipulations such as those in Appendix C. Further, the conditional forms [3] of the resistance closeness and current betweenness require the calculation of current on every edge, while the ground-current centrality calculates only currents that correspond to elements of \mathbf{M}^{GCC} . In fact, even this is unnecessary: Eqs. (12) and (13) show that the final centralities can be found from the diagonal of the inverted matrix, without summing over \mathbf{M}_{ij} .

Finally, we emphasize that the ground-current centrality is significantly simpler conceptually than the alternative measures. All of these involve solving a current (or walker) flow problem between pairs of nodes and aggregating all such pairs to calculate the final centrality. The ground-current centrality, however, requires only a single current-flow problem for every node whose centrality we wish to calculate.

B. Differences from other radial reach-parametrized centralities

In Table I the ground-current centrality is the only radial reach-parametrized centrality that is based on an acyclic, conserved flow. As a result, it differs significantly from the Katz, PageRank, and communicability centralities. Especially at high reach, these alternative centralities lead to unintuitive centrality rankings on simple example networks. The reason is that the cyclic flows employed by these centralities are forced to retrace their steps when the reach is high, while the ground-current centrality's conserved current flow never does so because current flow is acyclic.

We compare the behavior of the radial reach-parametrized centralities on line networks, subdivided star networks, Cayley trees modified to become regular networks, and a lattice network with a weighted bottleneck. In these simply structured networks, the nodes' centrality rankings are intuitive. Here we take the closeness centrality to provide the paradigmatic intuitive centrality ranking, since it assigns greater importance to nodes that are close to many others. In our simply structured example networks, such nodes are easy to identify by eye. In addition to the simple example networks, we analyze numerical data from seven real-world example networks, summarized in Table III. Because we compare node-node centrality flows (elements of

TABLE III. Summary of real-world example networks. Networks have N nodes and M edges. The density of a network is defined as the number of edges divided by the number of possible edges: $M/[0.5N(N-1)]$.

Network	Refs.	N	M	Density	Weights
<i>C. elegans</i> Neuronal Network	[32]	277	1918	0.05	Unweighted
Weighted Florida Power Grid	[4,30]	84	137	0.04	Continuous
Unweighted Florida Power Grid	[4,30]	84	137	0.04	Unweighted
Italian Power Grid	[33]	127	169	0.02	Unweighted
Vole Trapping	[34,35]	118	283	0.04	Integer
Kangaroo Group	[21,22]	17	91	0.67	Integer
Benchmark Circuit	[36]	512	819	0.006	Unweighted

\mathbf{M}) as well as final centralities (elements of $|c\rangle$), we rely specifically on the harmonic [11–13] closeness centrality: $\mathbf{M}^{\text{HCC}} = D_{ij}^{-1}$.

Of the parametrized centralities considered here, only the ground-current centrality can reproduce the intuitive ordering in all the simply structured example networks. Furthermore, in the case of networks with bottlenecks—including real-world networks—the ground-current centrality reproduces aspects of the betweenness centrality, as well as the harmonic closeness. In the case of regular networks, the ground-current centrality does not result in nearly identical centrality values, as do several of the alternative measures. Conversely, in the case of real-world networks with hubs, we show that the ground-current centrality assigns centrality weight more equitably than the communicability centrality, while still giving the most weight to the hub.

In this section we use the exogenous form ($\tilde{\mathbf{M}}$) of the discussed centralities, since only the exogenous forms of the communicability, Katz, and ground-current centralities reduce to degree centrality at low reach (\mathbf{M} reduces to \mathbf{A}). Furthermore, only the exogenous communicability centrality leads to nontrivial results in the case of regular networks (see Sec. IV B 3). However, the results for the full ground-current centrality \mathbf{M}^{GCC} are very similar to those for $\tilde{\mathbf{M}}^{\text{GCC}}$. We also limit the discussion to *normalized* centralities, introducing the normalization factor $\tilde{\alpha}$ into Eq. (13) so that $\tilde{\alpha} \sum_{ij} \tilde{\mathbf{M}} = 1$. Without normalization, centrality values for the communicability ($\tilde{\mathbf{M}}^{\text{COM}}$) become unmanageably large at high reach, while ground-current centrality values ($\tilde{\mathbf{M}}^{\text{GCC}}$) go to zero in the same regime.

1. Line networks

Consider the unweighted network of N nodes arranged in a straight line, so that the two end nodes have degree 1, while the middle $N - 2$ nodes have degree 2. Here the harmonic closeness centrality specifies a centrality ranking that grows with proximity to the center of the line. Indeed, this intuitive ordering is reproduced by almost all the centrality measures under consideration, and across all parameter values (except those extremal values where all centralities are equal). The PageRank is the only centrality that does not reproduce this ordering.

The PageRank places the degree 1 nodes in the lowest centrality rank, but the rankings from there on out are the *reverse* of those of the harmonic closeness, so that the node at the center of the line has the second-lowest rank. This unintuitive ordering occurs at all nonextremal parameter values. More generally, the PageRank has properties that make it unsuitable as a reach-parametrized centrality. As the parameter goes to zero, the reach technically increases. However, at this parameter value, the random walk behind the PageRank is allowed to take many steps, including steps that retrace its own path. Thus the walk approaches its stationary distribution, which is proportional to the degree of nodes [13]. The result is the paradoxical situation where increasing the PageRank's reach tends to make it more like the degree centrality, which is inherently low reach. We believe that this behavior leads to the unintuitive ordering on the line network.

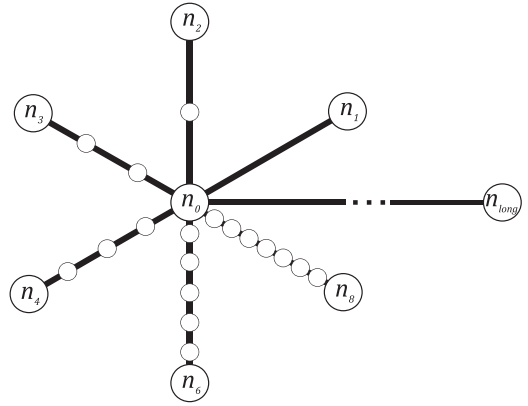


FIG. 5. The subdivided star network $S_{\{1,2,3,4,6,8\}}$. We compare only the centralities of the large, labeled nodes. However, all 26 nodes are accounted for in the adjacency matrix. The node labels indicate the number of edges in the “spoke” terminated by that node, e.g., one must traverse four edges to move from n_0 to n_4 . The weights are chosen to make the total weighted graph distance along the spoke equal to unity: here $D_{n_0 n_1} = D_{n_0 n_2} = D_{n_0 n_3} = D_{n_0 n_4} = D_{n_0 n_6} = D_{n_0 n_8} = 1$. All edges within a spoke have the same length, and thus the same weight. (The edge weights are inversely proportional to the Euclidean distances in the figure.) For example, the six edges between n_0 and n_6 have weight 6. Because edge weights are inverse to weighted edge distances, $6 \times (1/6) = D_{n_0 n_6} = 1$. There is one exception to the previous rules: a long edge (n_0, n_{long}), where $d_{n_0 n_{\text{long}}} = 1$ and $D_{n_0 n_{\text{long}}} = 1000$.

Originally, the PageRank centrality was developed to rank websites, which form *directed* networks of hyperlinks. Our simple test case suggests that the PageRank is not well suited to *undirected* networks.

2. Subdivided star networks

We now introduce a simple class of weighted networks that also have intuitive centrality matrix values based on the harmonic closeness. These *subdivided star networks* $S_{\{d\}}$ comprise a series of “spokes” emanating from the hub node n_0 . Each spoke consists of a chain of edges. The network is specified precisely by $\{d\}$, the list of *unweighted* distances along the spokes. The edge weights are chosen to make the *weighted* distance (D) along each spoke equal to unity. See the caption to Fig. 5 for further details and an illustration for $\{d\} = \{1, 2, 3, 4, 6, 8\}$. We also intend to compare the behavior of a node very distant from n_0 . To do this, we connect a final node n_{long} directly to n_0 , setting $D_{n_0 n_{\text{long}}} = 1000$.

We are concerned only with influence flows between the hub node and the nodes at the ends of the spokes. We choose $S_{\{1,2,5,10,18,30\}}$ as a representative example network, on which we compare the influence values $\tilde{\mathbf{M}}$ for different centralities. Specifically, we consider $\tilde{\mathbf{M}}_{n_0 i^p}$, for peripheral nodes $i^p \in \{n_{\text{long}}, n_1, n_2, n_5, n_{10}, \dots\}$. All the nodes i^p (except n_{long}) are the same weighted distance from n_0 , but their unweighted distances $d_{n_0 i^p}$ are all different. As a result, the ordering of matrix elements in the *unweighted* harmonic closeness (HCC) is clear: $\tilde{\mathbf{M}}_{n_0 i^p}^{\text{HCC}}$ goes down for i^p on “longer” spokes, while these matrix elements are all the same for the *weighted* HCC. On the other hand, the unweighted HCC matrix elements $\tilde{\mathbf{M}}_{n_0 n_{\text{long}}}^{\text{HCC}}$

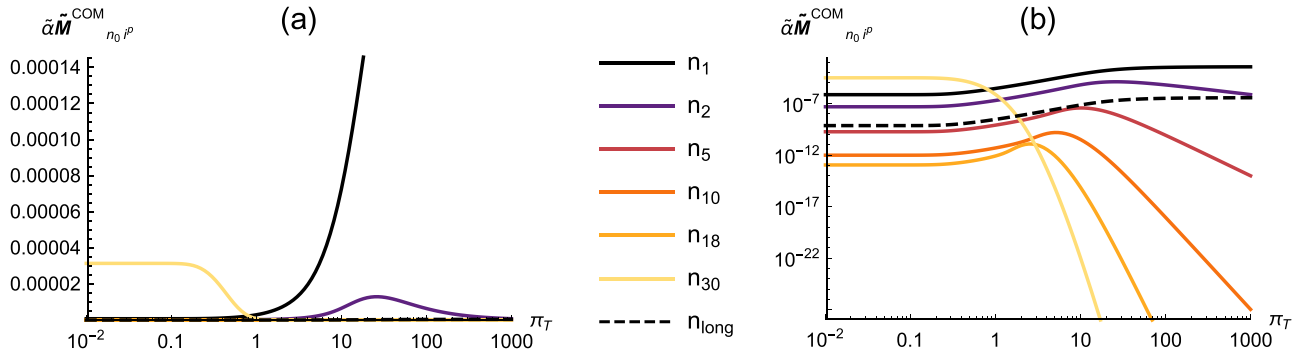


FIG. 6. Selected values of $\tilde{\alpha}\tilde{\mathbf{M}}^{\text{COM}}_{n_0 i^P}$ for the $S_{\{1,2,5,10,18,30\}}$ network. The same data are plotted on (a) log-linear and (b) log-log scales. Note that the normalization factor $\tilde{\alpha}$ depends on Π_T . Without $\tilde{\alpha}$, the $\tilde{\mathbf{M}}$ values become unmanageably large. The Katz centrality is qualitatively similar, but with convergence failure at high reach (low values of Π_T). At high reach, the COM fails to reproduce the intuitive HCC ranking of the $\tilde{\mathbf{M}}_{n_0 i^P}$.

and $\tilde{\mathbf{M}}_{n_0 n_1}^{\text{HCC}}$ are the same, while in the weighted case $\tilde{\mathbf{M}}_{n_0 n_{\text{long}}}^{\text{HCC}}$ is much smaller than any other $\tilde{\mathbf{M}}_{n_0 i^P}^{\text{HCC}}$. (Note that we use the harmonic closeness, because the standard closeness does not specify matrix elements.) Of all the parametrized centralities considered here, the ground-current centrality is the only one that matches the intuitive ordering of both weighted and unweighted HCC.

Note that we are not comparing the final centrality values c_{i^P} of the peripheral nodes, but rather the matrix elements $\tilde{\mathbf{M}}_{n_0 i^P}$, since these values are not inflated by the presence of nodes along the spokes [37].

Figure 6 depicts the communicability centrality $\tilde{\mathbf{M}}_{n_0 i^P}^{\text{COM}}$. Though the rank ordering for all i^P except n_{long} matches HCC at low reach (high Π_T), the levels begin to cross as the reach is increased, and at high reach ($\Pi_T \rightarrow 0$) $\tilde{\mathbf{M}}_{n_0 n_{30}}^{\text{COM}}$ becomes the highest, though in HCC it is the lowest. This matrix element alone deviates from the ordering established at low reach (high Π). The reason, to be discussed in Sec. V, is the duplicating nature of the communicability centrality. Another issue is that the ranking of centrality element $\tilde{\mathbf{M}}_{n_0 n_{\text{long}}}^{\text{COM}}$ does not appreciably change as the parameter is decreased (reach is increased).

Furthermore, the addition of spokes to the network can affect the rank ordering of the other i^P . For example,

while the figure shows that $\tilde{\mathbf{M}}_{n_0 n_5}^{\text{COM}} > \tilde{\mathbf{M}}_{n_0 n_{10}}^{\text{COM}}$ for the network $S_{\{1,2,5,10,18,30\}}$, this is not the case for the network $S_{\{1,2,5,10\}}$, even though they differ only by the addition of two spokes. In the smaller network $\tilde{\mathbf{M}}_{n_0 n_{10}}^{\text{COM}}$ is the largest at high reach (low Π_T) (and in general the largest $\tilde{\mathbf{M}}_{n_0 i^P}^{\text{COM}}$ at high reach occurs for the i^P with the largest value of $d_{n_0 i^P}$ in the network). The ground-current centrality is not susceptible to such reshuffling upon the addition of spokes because different spokes are electrically independent when n_0 is the network's voltage source, as in the calculation of $\tilde{\mathbf{M}}_{n_0 i^P}^{\text{GCC}}$ (see Sec. III A).

The Katz centrality on the $S_{\{1,2,5,10,18,30\}}$ network is qualitatively similar to the communicability centrality in Fig. 6, reproducing the features discussed above. As with the communicability, $\tilde{\mathbf{M}}_{n_0 n_{30}}^{\text{KC}}$ begins to overtake the other values of $\tilde{\mathbf{M}}_{n_0 i^P}^{\text{KC}}$ as Π_T is reduced. However, the convergence fails before it can overtake $\tilde{\mathbf{M}}_{n_0 n_5}^{\text{KC}}$.

The PageRank centrality reproduces HCC's $\tilde{\mathbf{M}}_{n_0 i}$ ranking for all nodes except $i^P = n_{\text{long}}$. In fact, $\tilde{\mathbf{M}}_{n_0 n_1}^{\text{PRC}} = \tilde{\mathbf{M}}_{n_0 n_{\text{long}}}^{\text{PRC}}$ for all values of Π_{PRC} —therefore $\tilde{\mathbf{M}}_{n_0 n_{\text{long}}}^{\text{PRC}}$ is consistently tied for the highest rank. This happens because the random walker beginning on either n_1 or n_{long} must traverse the edge to n_0 , regardless of the weight of that edge. The result does not seem

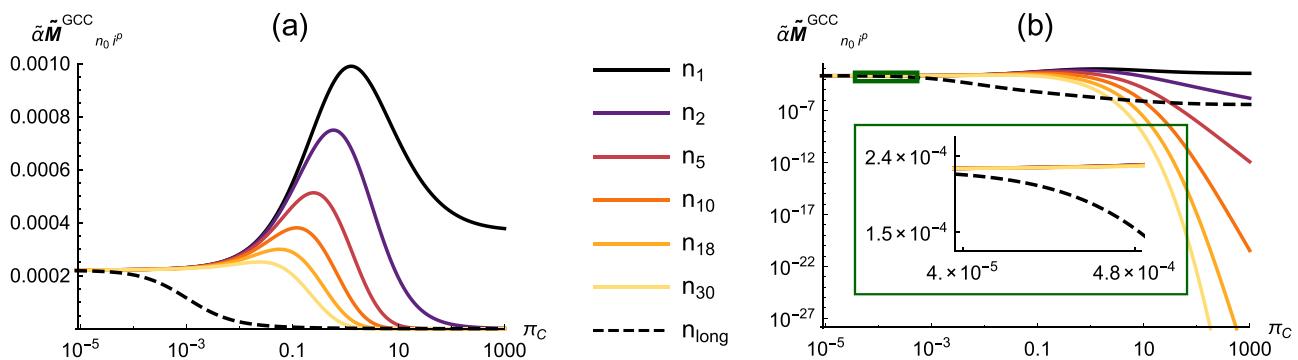


FIG. 7. Selected values of $\tilde{\alpha}\tilde{\mathbf{M}}^{\text{GCC}}_{n_0 i^P}$ for the $S_{\{1,2,5,10,18,30\}}$ network. The same data are plotted on (a) log-linear and (b) log-log scales. Note that the normalization factor $\tilde{\alpha}$ depends on Π_C . Without $\tilde{\alpha}$, $\tilde{\mathbf{M}}$ values go to zero at small Π_C . The inset in (b) shows the detailed behavior of the curves at high reach (low Π_C), where the values for all peripheral nodes i^P become indistinguishable well before $\tilde{\mathbf{M}}_{n_0 n_{\text{long}}}$ achieves the same value. At all parameter values, the ground-current centrality reproduces the HCC's intuitive centrality ordering on the $\tilde{\mathbf{M}}_{n_0 i}$.

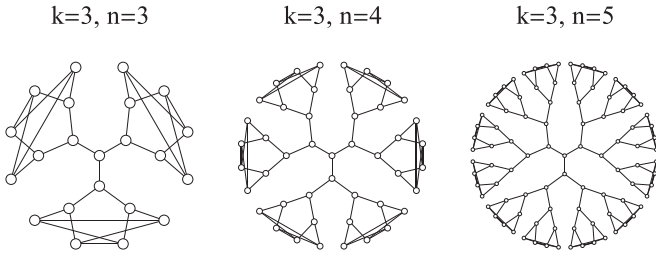


FIG. 8. Closed Cayley trees with degree k and n generations.

reasonable, because the connection from n_0 to n_{long} is meant to carry very little influence.

Figure 7 shows that, for the ground-current centrality, the ordering of the $\mathbf{M}_{n_0 i^p}^{\text{GCC}}$ matches the HCC ordering at all parameter values for all i^p except n_{long} . In addition, the $\tilde{\mathbf{M}}_{n_0 n_{\text{long}}}^{\text{GCC}}$ is ranked lowest at high reach (low Π_C), matching the weighted HCC. While this matrix element is not ranked lowest at low reach (high Π_C), Fig. 7(a) shows that it does not amount to a significant centrality contribution at those parameter values. The inset of Fig. 7(b) shows that, while all $\mathbf{M}_{n_0 i^p}$ values eventually converge as $\Pi_C \rightarrow 0$, those for the peripheral nodes i^p other than n_{long} converge at much higher Π_C . This behavior is reasonable, given that $D_{n_0 i^p} = 1$ for all i^p other than n_{long} , and that $D_{n_0 n_{\text{long}}} = 1000$.

3. Regular networks

We have seen that (the exogenous forms of) several centralities under discussion reduce to degree centrality at low reach (high Π). In a sense, then, lower parameter values (higher reach) are perturbations on the degree centrality. Therefore, it becomes reasonable to factor out the contribution of nearest-

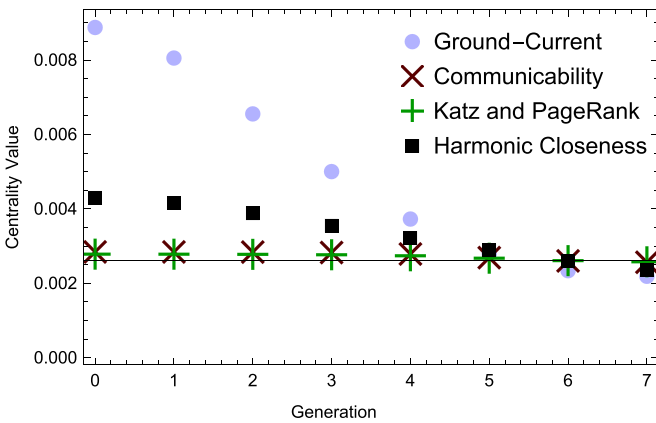


FIG. 9. Exogenous centrality values for the closed Cayley tree with $k = 3$ and $n = 7$. In this network, all nodes at a given generation are equivalent, so there are only eight unique data points. The parameter values for each centrality are chosen to give the largest possible spread in the centrality values of the generations (ground-current: $\Pi_C = 0.010$, communicability: $\Pi_T = 0.202$, PageRank: $\Pi_{\text{PRC}} = 1.055$). As discussed in the text, the Katz and PageRank centralities are identical on this network. The communicability values are similar but not equal to the Katz values. The horizontal line indicates the value of $1/N$, which coincides with the normalized degree centrality values on this network.

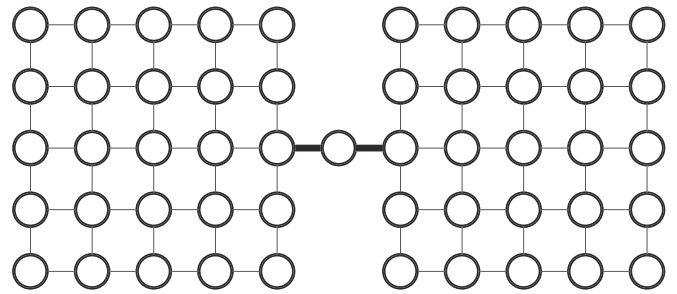


FIG. 10. The weighted bottleneck network with length 5: $\mathcal{B}(L = 5)$. All but two of the edges have unit lengths. The two edges forming the bottleneck have lengths of 10. They are depicted as thick lines in the figure.

neighbor influence to probe each centrality method’s unique characteristics. Testing on a k -regular network, where every node has degree k , accomplishes this goal.

For k -regular networks, the communicability, Katz, and PageRank—but not ground-current—centralities are always trivial, with every node’s centrality value equal to $1/N$. More generally, this result obtains for any \mathbf{M} that can be written as a power series in the adjacency matrix: $\mathbf{M}(\mathbf{A}) = a_0 \mathbb{I} + a_1 \mathbf{A} + a_2 \mathbf{A}^2 + \dots$. This is because $\mathbf{A} |1\rangle = k |1\rangle$, and so $\mathbf{M}(\mathbf{A}) |1\rangle$ is proportional to $|1\rangle$ as well. Applying the normalization factor from Eq. (1) results in $|c\rangle = \alpha \mathbf{M}(\mathbf{A}) |1\rangle = (1/N) |1\rangle$.

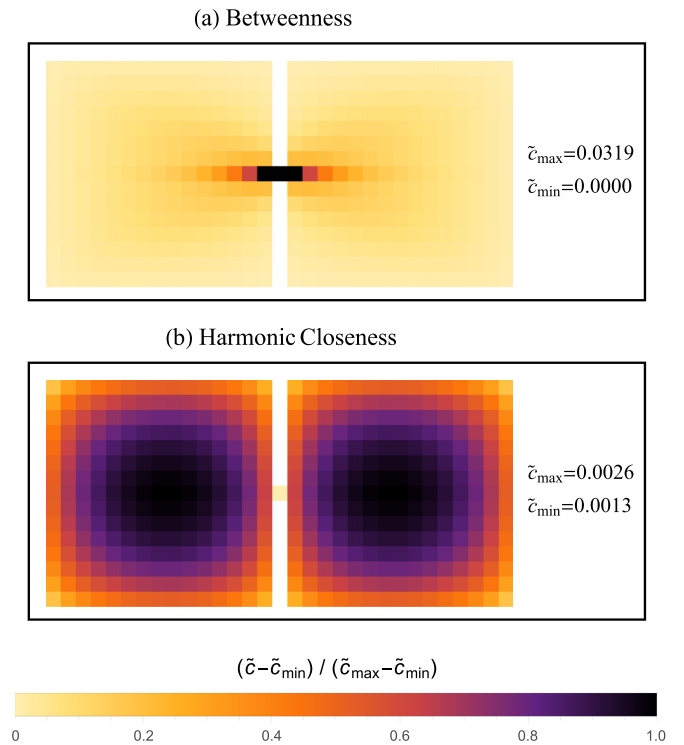


FIG. 11. Normalized (a) betweenness and (b) closeness results on $\mathcal{B}(L = 15)$. Each nonwhite pixel corresponds to a node of $\mathcal{B}(L = 15)$. For readability, the color scale is chosen such that the maximum centrality value (at given Π) is black and the minimum nearly white. The (normalized) centrality values corresponding to these colors are reported for every Π . A completely white region in the subfigures indicates a lack of network nodes in that location.

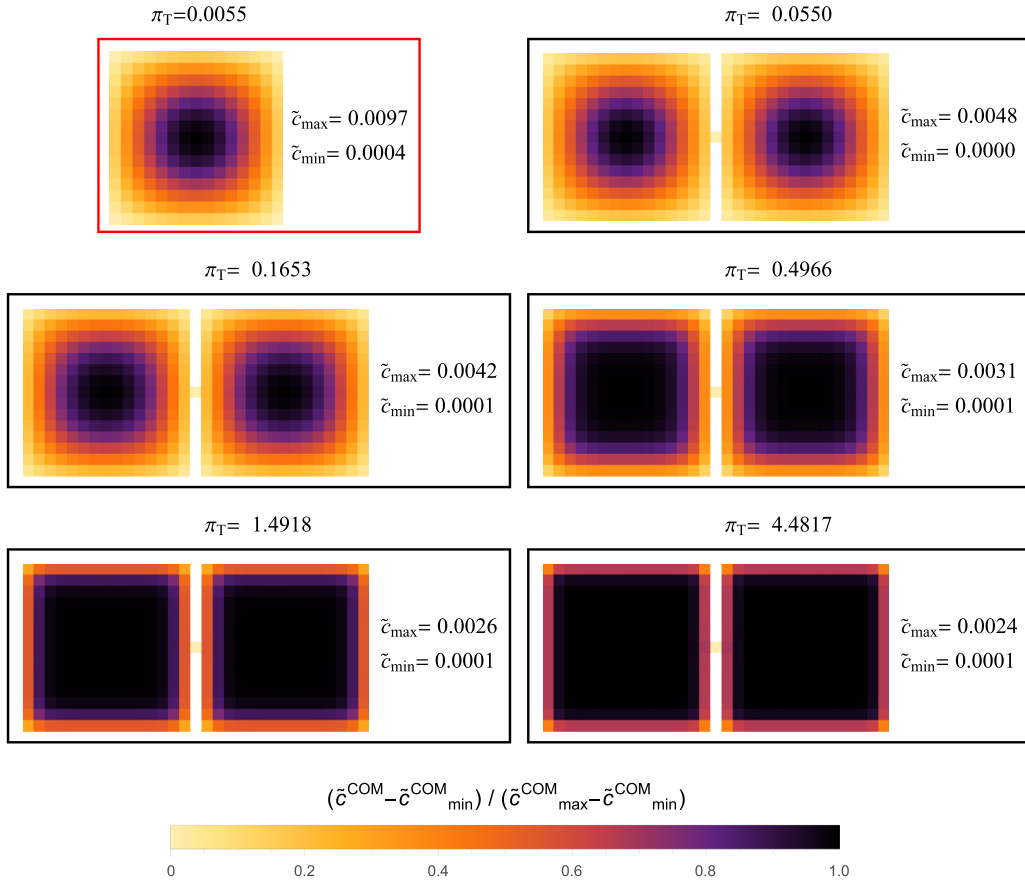


FIG. 12. Communicability centrality on $\mathcal{B}(L = 15)$. The full range of parameters is shown, in the sense that increasing or decreasing their values does not alter the image. The parameters are equally spaced on a log scale. For comparison, the red-bordered subfigure illustrates the centrality on the isolated $L = 15$ lattice, using a maximum reach Π_T value for that network, so that decreasing Π_T does not alter the image. See the caption to Fig. 11 for details.

Equations (8) and (6), respectively, show that the communicability and Katz centralities display this degeneracy. Equation (4) for the PageRank centrality shows the same, noting that, for regular graphs the factor of $\text{Diag}(|k^{-1}|)$ becomes a scalar. Indeed, in the case of regular graphs, the PageRank becomes identical to the Katz centrality with $\Pi^{\text{KC}} = k\Pi^{\text{PRC}}$.

It is still possible to achieve nontrivial results by removing the diagonal of \mathbf{M} , i.e., using the *exogenous* forms of these centralities, given by $\tilde{\mathbf{M}}$. (On the other hand, the diagonal forms $\bar{\mathbf{M}}$ tend to produce the inverse centrality ranking, because $\mathbf{M}|1\rangle = \tilde{\mathbf{M}}|1\rangle + \bar{\mathbf{M}}|1\rangle$.) Nonetheless, the centrality values are still nearly identical, because the diagonal does not account for a large fraction of the final centrality weight. In general, the ground-current centrality results in nontrivial and more varied centrality values for both \mathbf{M} and $\tilde{\mathbf{M}}$.

As a test case, we consider the modified Cayley trees depicted in Fig. 8. The (unmodified) Cayley tree is an acyclic nearly regular network, defined by two parameters: k and n . The first of these is the degree of every interior (i.e., nonleaf) node, while the second is the number of generations grown out from the central generation-0 node. For $m \geq 1$, the m th generation contains $k(k-1)^{m-1}$ nodes. Cayley trees have the special property that it is intuitive which nodes are more central than others: the lower the generation, the higher the centrality, in accordance with the harmonic closeness, HCC.

This is because, as can be seen in Fig. 8, lower-generation nodes are closer to the center, while higher-generation nodes are more peripheral. To arrive at the modified Cayley tree, we add edges to every leaf node, resulting in a k -regular graph.

The new edges are added in such a way as to keep the leaf nodes on the network's periphery and the lower-generation nodes closer to the center. This “tree closure” method, described below, can be employed for all odd values of k . However, here we report centrality results only for $k = 3$ and $n = 7$, since results are qualitatively similar for other values of k and n . To “close” a $k = 3$ Cayley tree, every leaf node i makes two additional connections. The closest leaf node to i , which lies graph distance $d = 2$ away, is skipped. Then i is connected to the next-closest two leaf nodes, a graph distance $d = 4$ away. This produces a symmetric network, where every node at a given generation is equivalent. The HCC ordering is unaffected by the addition of these edges.

All the centralities under discussion reproduce the HCC centrality hierarchy: lower generation nodes have higher centralities. However, the centralities other than the ground-current centrality are nearly trivial. In Fig. 9 we plot the centralities for the parameters that produce the largest range between the centrality values of the 0th and n th generation nodes. For consistency, we have used the exogenous ($\tilde{\mathbf{M}}$) forms of every centrality. However, the full (\mathbf{M}) ground-

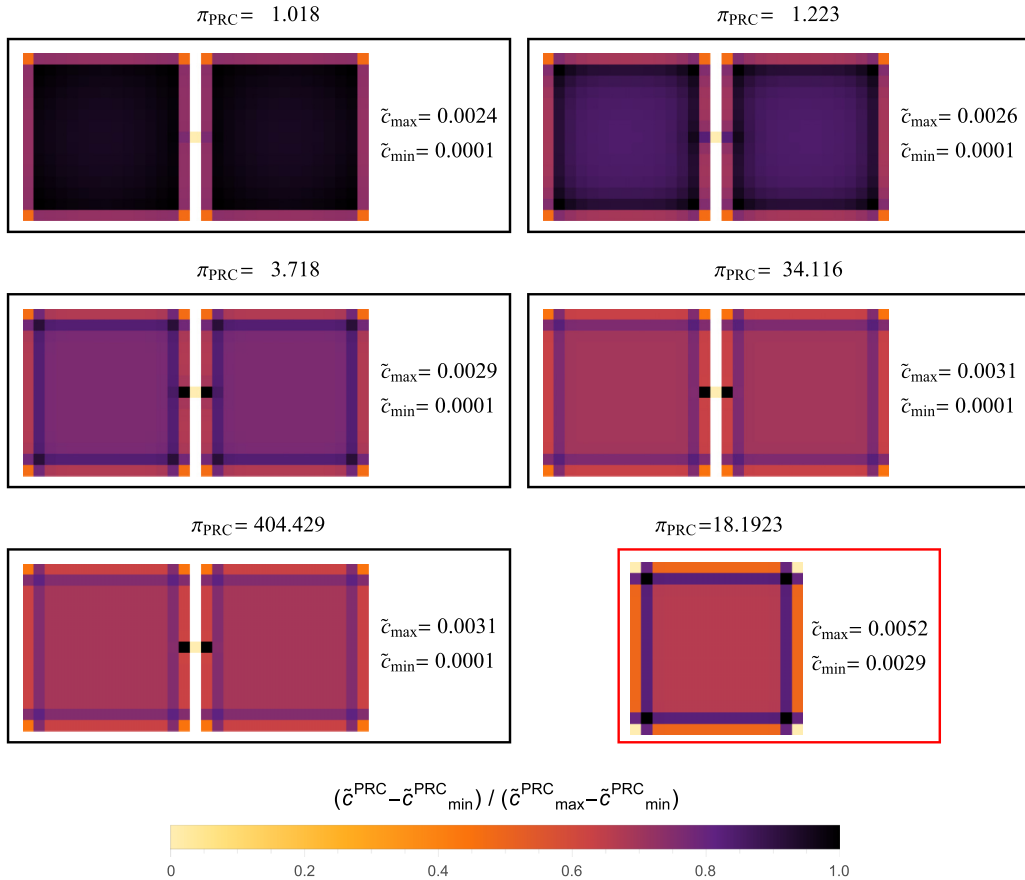


FIG. 13. PageRank centrality on $\mathcal{B}(L=15)$. See the caption to Fig. 11 for details. Here the red-bordered subfigure illustrates the centrality on the isolated $L=15$ lattice at very low reach.

current centrality is very similar. The full form of the other centralities leads to the trivial result of centrality values of $1/N$ for every node, illustrated by the horizontal line in the figure. However, for the other centralities, even the exogenous form does not produce much deviation from $1/N$.

The analysis presented here also leads to similar results when applied to square-lattice segments, made into regular networks by the addition of multiedges along the periphery. Based on these considerations, we propose that the ground-current centrality is a reasonable choice for discriminating central and noncentral network structure in regular graphs. This may also be true for nearly regular graphs, such as the street networks of cities that have gridlike layouts.

4. Networks with bottlenecks

The ground-current centrality is the only radial reach centrality in Table I that is based entirely on a single acyclic, conserved flow. As a result, it is more sensitive to bottlenecks than the other centralities.

a. Lattices with a bottleneck. We have argued that, of all the reach-parametrized centralities considered here, the ground-current centrality is the only centrality that reproduces intuitive centrality orderings on a range of networks. To this end, we have showed that it matches the centrality rankings specified by the harmonic closeness. In this section, we further show that the ground-current centrality also captures intuitive

aspects of the betweenness centrality when applied to networks with bottlenecks.

To show that the ground-current centrality independently captures aspects of harmonic closeness and betweenness, we construct a network to which those two centralities assign very different centrality rankings. Consider the weighted bottleneck network $\mathcal{B}(L=5)$ depicted in Fig. 10. It consists of two $L \times L$ square sublattices, connected by a single bottleneck node. All edges have unit length, except for the two edges incident on the bottleneck node, which have length 10. The weighting of these edges helps distinguish the harmonic closeness and the (weighted [31]) betweenness on this network, as shown in Fig. 11.

The addition of the bottleneck node significantly changes the structure of the network by increasing the number of nodes reachable from the peripheral regions of the two sublattices. It is remarkable, then, that the communicability, Katz, and PageRank centralities are largely insensitive to the bottleneck node's inclusion.

Consider Fig. 12, which depicts the exogenous communicability centrality values \tilde{c}^{COM} on $\mathcal{B}(L=15)$ on a range of Π_7 values. (The results in this section also hold for other values of L .) The full range of parameters is shown, in that increasing or decreasing the parameter values does not alter the image. The bottom-right portion of the figure confirms that the exogenous centrality is proportional to the degree centrality at low reach (high Π): all nonperipheral nodes have the identical, highest

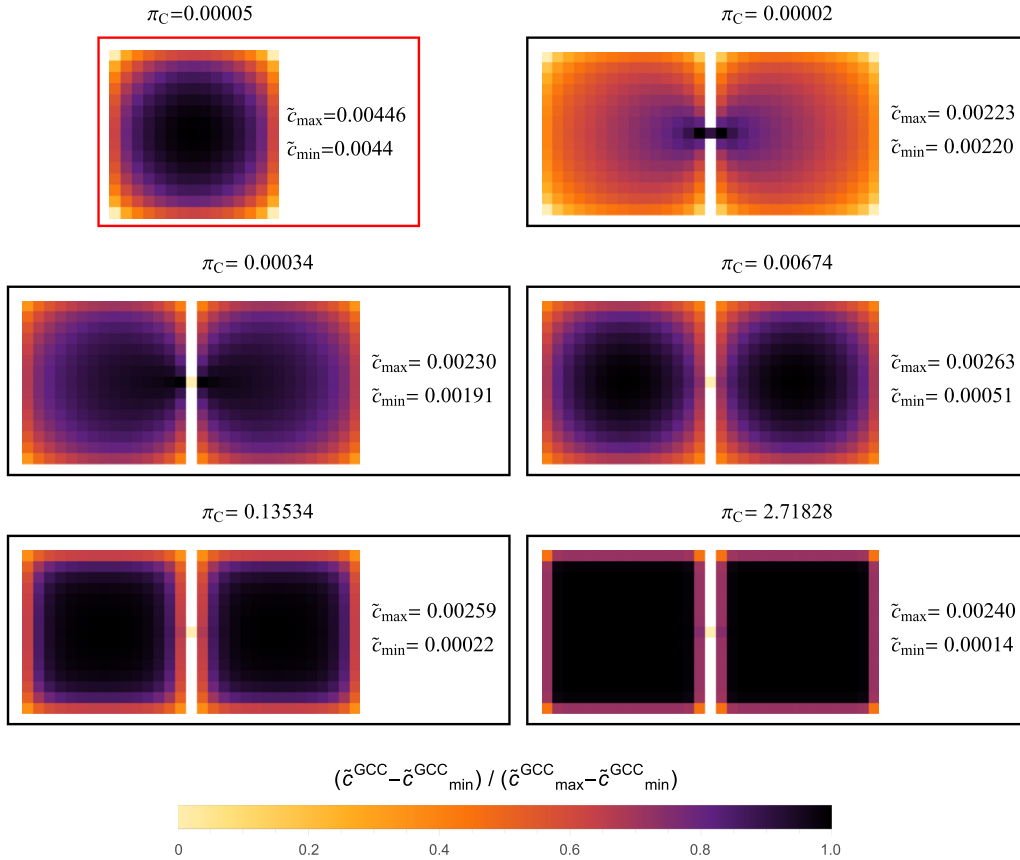


FIG. 14. Ground-current centrality on $\mathcal{B}(L = 15)$. See the caption to Fig. 11 for details.

centrality rank. As the reach is increased (Π decreased), the region of high centrality rank shrinks towards the middle of each sublattice, largely insensitive to the presence of the bottleneck node. The top-left portion of the figure shows the high-reach (low Π) centrality values of the isolated $L = 15$ lattice: its centrality ranks are almost indistinguishable from the sublattices of $\mathcal{B}(L = 15)$. The Katz centrality behaves similarly, and so is not pictured.

The PageRank is also insensitive to the bottleneck, as seen in Fig. 13. There the top-left portion shows that the PageRank reduces to degree centrality at high reach (low Π), unlike the communicability, Katz, and ground-current centralities. As the reach is decreased (Π increased), the centrality ranks remain largely symmetric *within* each sublattice, regardless of proximity to the bottleneck node. The bottom-right portion of the figure shows that the resulting pattern is very similar to that produced by PageRank on an isolated $L = 15$ lattice.

In contrast, the high-reach ground-current centrality is highly sensitive to the presence of the network's bottleneck, as shown in Fig. 14. At intermediate reach ($\Pi_C = 0.00674$), the centrality ranks within the sublattices are very similar to those of the isolated lattice at high reach ($\Pi_C = 0.00002$), shown in the figure's top left. The rankings are also similar to the harmonic closeness centrality of Fig. 11(b). While increasing the reach (lowering Π_C) does not change the centrality pattern in the isolated lattice, it has a large effect on the weighted bottleneck network. The figure shows that the region of high centrality contracts tightly around the bottleneck as $\Pi_C \rightarrow 0$,

creating a pattern much more similar to the betweenness centrality of Fig. 11(a).

b. Bottlenecks in real networks. The ground-current centrality's sensitivity to bottlenecks at high reach is also present in real networks. Here we use high-betweenness nodes as a proxy for bottleneck structures. We compare the betweenness and the communicability, PageRank, and ground-current centralities as applied to seven example networks, including the previously discussed kangaroo network, Florida power grid network, and weighted bottleneck network $\mathcal{B}(L = 15)$. We also analyze the Italian power grid previously studied in Ref. [33]. The unweighted *C. elegans* network [32] consists of 277 nodes corresponding to the majority of the nematode worm's neurons. The nematode is well studied in network theory [38,39] and neuroscience [40] because it has one of the simplest neural structures of any organism. Here we analyze only the undirected version of this network. Finally, we analyze the largest connected component of the vole trapping network from [34,35], depicted in Fig. 15. The network's 118 nodes represent voles, while its 283 edges link voles that were caught in the same trap during a particular trapping session, where the integer edge weights correspond to the number of times they were trapped together. This network is different from the other real networks under consideration because it has high-betweenness nodes that do not also have high degree.

We quantify the preference of a centrality X for bottlenecks by the ratio f_X : the number of nodes that are highly ranked

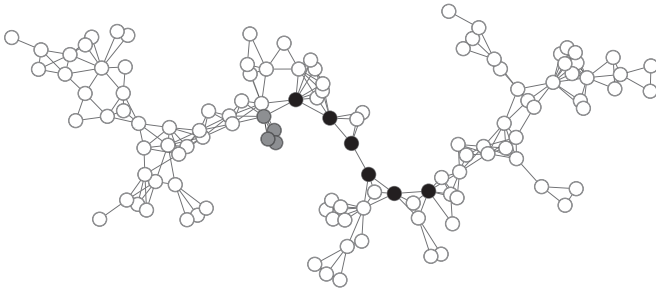


FIG. 15. Vole trapping network [34,35]. The black nodes are those in the top 5% of betweenness rank. The gray nodes are, at high reach, those in the top 5% exogenous communicability centrality (equivalently, eigenvector centrality) rank. They are the two nodes with the highest weighted degree and some of their high-degree neighbors.

in both X and betweenness divided by the number of nodes that are highly ranked in betweenness. (Here, “highly ranked” means “in top 5%.”) This measurement is illustrated for the exogenous communicability and the exogenous ground-current centralities in Figs. 16 and 17. The solid curves in the figures indicate the centrality values of the nodes in the corresponding networks (respectively, the unweighted version

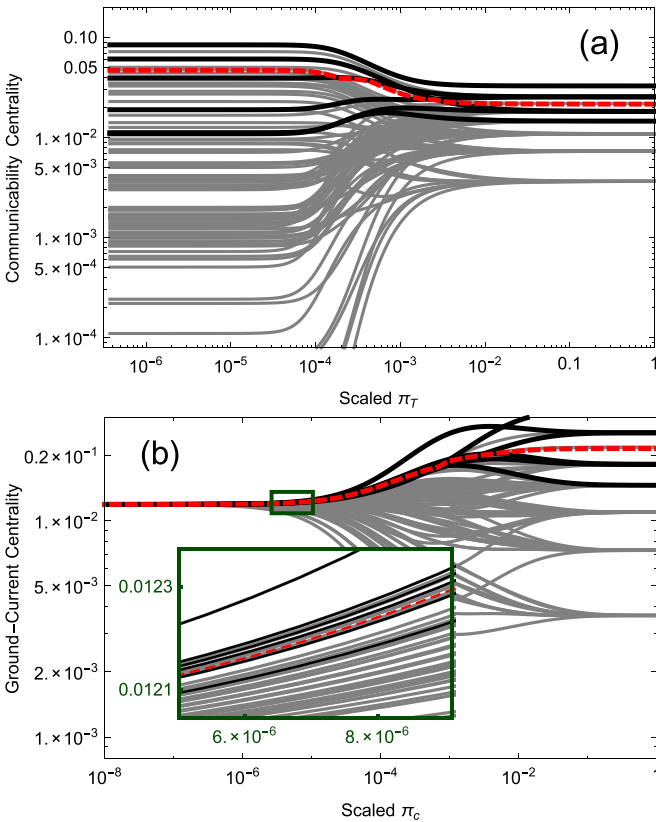


FIG. 16. (a) Exogenous communicability centrality on the unweighted Florida power-grid network. (b) Exogenous ground-current centrality on the unweighted Florida power-grid network. The black curves correspond to nodes in the top 5% of betweenness rank. All the curves above the dashed red line correspond to nodes in the top 5% of (a) exogenous communicability and (b) exogenous ground-current centrality rank. See the text for details.

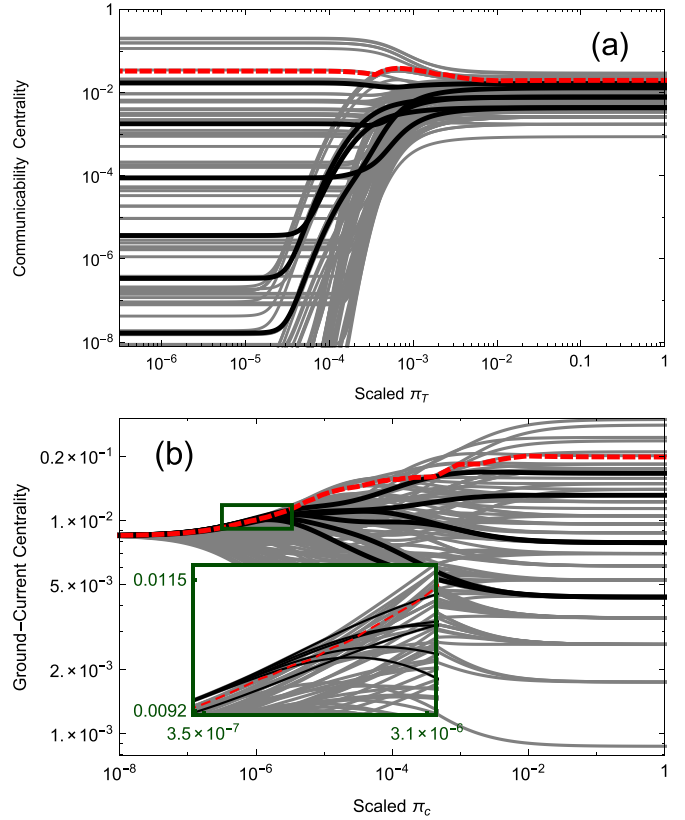


FIG. 17. (a) Exogenous communicability centrality on the vole network [34,35]. (b) Exogenous ground-current centrality on the vole network. For details, see the text and the caption to Fig. 16. The black lines correspond to the black nodes in Fig. 15.

of the Florida power grid depicted in Fig. 4, and the trapping network of voles depicted in Fig. 15). The thick black curves correspond to nodes that lie in the top 5% of betweenness rank. The dotted red curve indicates the cutoff for high centrality: all the values above this curve lie in the top 5% of communicability centrality in part (a) or ground-current centrality in part (b). The centrality’s sensitivity to bottlenecks is measured as the fraction f of thick black curves that lie above the dotted red curve. (In these, and the following, figures, we use a scaled form of Π that is constrained to lie between zero and one. See Appendix D for details.)

Figures 16 and 17 also illustrate the unique properties of the vole network. The low-reach (high parameter) region in these plots display the networks’ degree centralities. Unlike the unweighted Florida power grid network, the vole network has no high-betweenness nodes in the upper ranks of degree centrality. This absence of high-betweenness nodes persists across most of the parameter range, for both the communicability and the ground-current centrality. At very high reach, the ground-current centrality assigns close to equal importance to every node. However, the high-betweenness nodes rise in relative rank. As a result, the fraction f_{GCC} quickly rises from zero at low Π_C .

The values of f are reported in Fig. 18. In Fig. 18(a) the communicability centrality is not sensitive to bottlenecks: for all but one of the networks under consideration (the

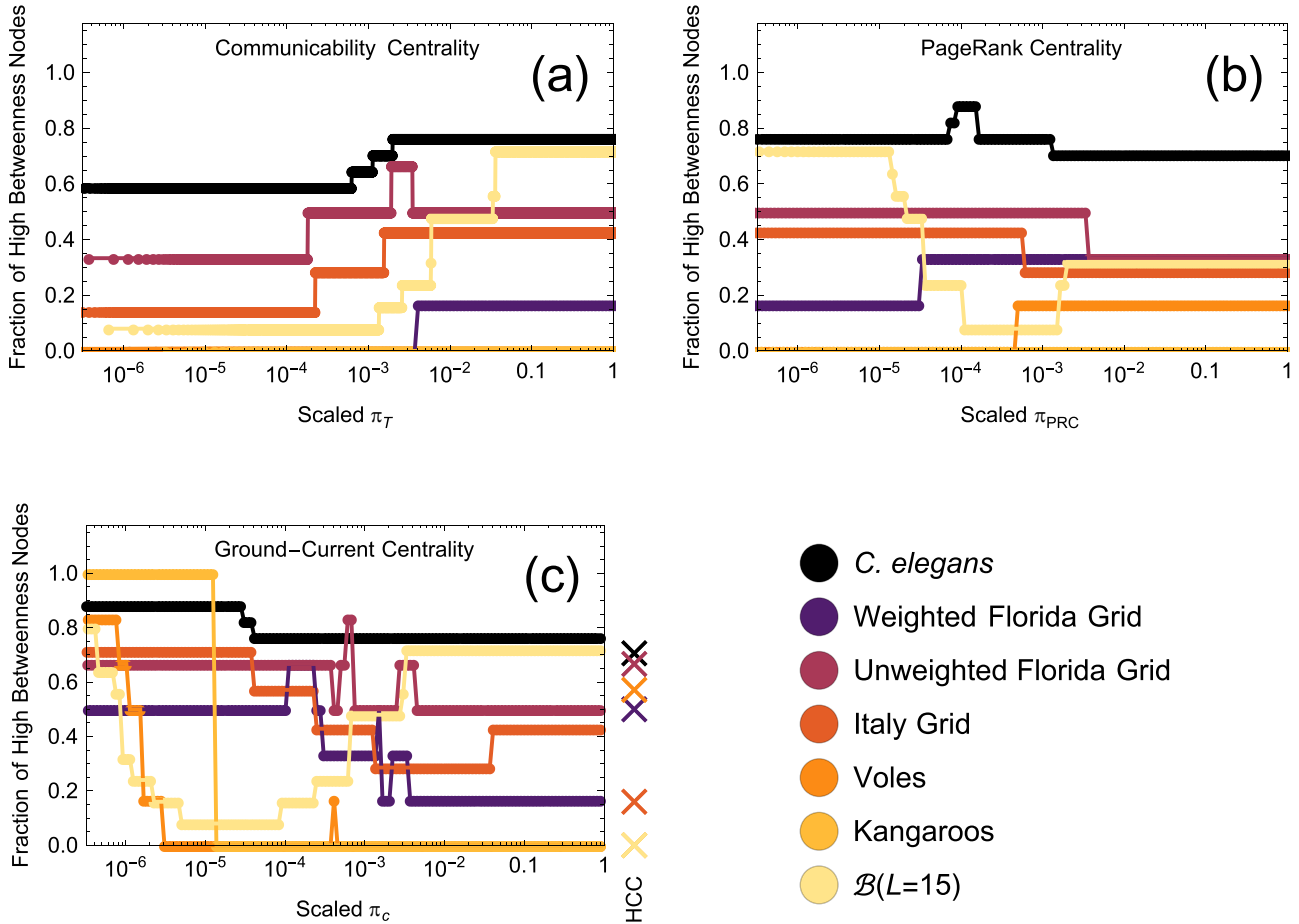


FIG. 18. Fractions of high-betweenness nodes among nodes with high (a) exogenous communicability, (b) exogenous PageRank Centrality, and (c) exogenous ground-current centrality. The fraction in (a) is equal to zero at all parameter values for both the vole network and the kangaroo network. The fraction in (b) is equal to zero at all parameter values for the kangaroo network. The crosses in (c) depict the fractions of high-betweenness nodes among nodes with high harmonic closeness centrality (HCC). These are always less than or equal to the highest fractions obtained by the ground-current centrality.

unweighted Florida grid), f_{COM} is maximized at large Π_T , where c^{COM} is equivalent to the degree centrality. Note that f_{COM} is zero for the vole network at all parameter values. This is because the high-betweenness nodes do not have the highest degrees and are not in the most highly connected regions of the network. Figure 18(b) shows that the PageRank centrality is also not sensitive to bottlenecks. In three out of the seven example networks, f_{PRC} is maximized at high reach (low Π_{PRC}), which for PageRank is equivalent to the degree centrality. In the other four cases, the amount of variation in f_{PRC} is small.

This is in sharp contrast to f_{GCC} , illustrated in Fig. 18(c). In every example network except the Florida grid, the highest value of f_{GCC} is achieved at the lowest Π_c (highest reach), and these maxima are significantly larger than the values at large Π_c , which is equivalent to degree centrality. Notably, f_{GCC} is very high for the vole and kangaroo networks, which had $f_{\text{COM}} = 0$ for all Π_T . The low- Π_c values of f_{GCC} are also greater than or equal to the values f_{HCC} for the harmonic closeness centrality, as indicated by crosses in the figure. We note that f_{GCC} for the kangaroo network undergoes a sharp transition from 0 to 1 as the Scaled Π_c approaches 10^{-5} from above. (As mentioned in Appendix D.)

In summary, the ground-current centrality at high reach captures features of the betweenness centrality, assigning high ranks to bottleneck nodes.

5. Localization

Centrality localization [14,41] describes the situation when a small number of nodes account for a large fraction of the total centrality. (This can be viewed as a generalization of Freeman's centralization metric [42].) As shown in Fig. 9, the communicability, Katz, and PageRank centralities exhibit virtually no localization on closed Cayley trees, since the centrality values of all nodes are nearly equal. In Ref. [14] the amount of localization of a *square-normalized* centrality c is measured with the *inverse participation ratio* (IPR):

$$\text{IPR}(c) = \sum_i c_i^4. \quad (14)$$

The minimum IPR value for a network of size N is $1/N$, and occurs in the trivial case where all centrality values are identical. The largest value of $\text{IPR}(\tilde{c}^{\text{COM}})N$ for the closed Cayley tree ($k = 3, n = 7$), across all possible parameters, is approximately 1.004. The fact that this is close to 1 confirms that

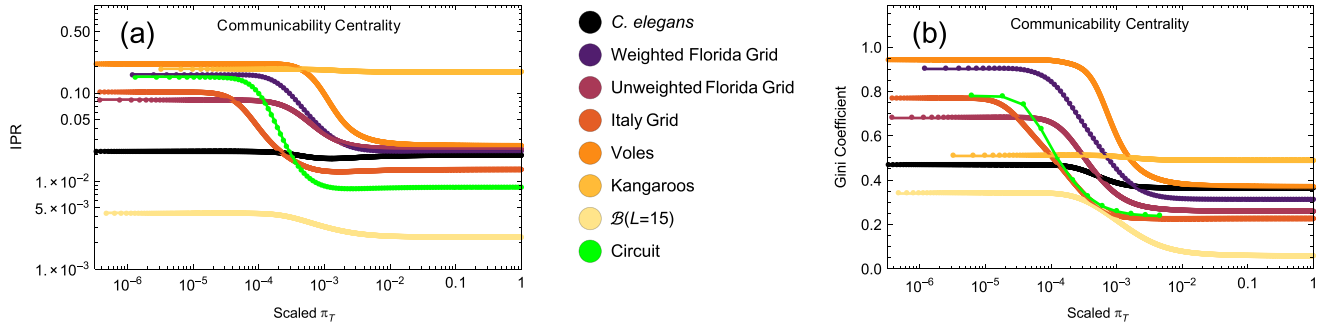


FIG. 19. (a) The IPR of \hat{c}^{COM} and (b) the Gini coefficient of \hat{c}^{COM} for our example networks. The IPR is plotted on a log scale. The network labeled “circuit” is the electrical circuit network 838 from the ISCAS 89 benchmark set. The low-reach (scaled $\Pi \approx 1$) results are equivalent to those of the degree centrality. The high-reach results (scaled $\Pi \approx 0$) results are equivalent to those of the eigenvector centrality.

localization is absent to the extent that the centrality is nearly trivial. The ground-current centrality is still highly unlocalized, but farther from the trivial limit: $IPR(\hat{c}^{GCC})N \approx 2.243$.

While the communicability centrality exhibits little localization (is nearly trivial) in the case of regular networks, in many cases it exhibits so much localization that most nodes have centralities that are nearly zero. In Ref. [14] it is shown that networks with prominent hub nodes (i.e., nodes directly connected to a large number of other nodes) lead to highly localized eigenvector centrality, which is the high-reach limit of communicability centrality. Among the networks studied by the authors is the electrical circuit network 838 from the ISCAS 89 benchmark set [36]. The maximum IPR value for any network is 1, and occurs when all nodes but one have zero centrality. The eigenvector centrality for the circuit network has relatively high localization: $IPR \approx 0.179$, corresponding to very little centrality assigned to nodes other than the hub node and its neighbors. Thus we see that in cases of both high and low localization, the centrality is not informative about most of the nodes in the network.

Hub networks are not the only network architecture that leads to strongly localized eigenvector centralities. For example, the vole network eigenvector centrality leads to $IPR \approx 0.218$. Here, the localization is due to nodes with high *weighted* degree that do not have high *unweighted* degree, and so are not hubs in the usual sense. See Fig. 15 for an illustration. Here the top 5% of nodes in eigenvector centrality rank account for about 87% of the total centrality.

Another metric of localization is the Gini coefficient, frequently used by economists to quantify wealth or

income inequality [43]. The simplest definition is the following weighted average of centrality differences:

$$\text{Gini coefficient } (c) = \frac{\sum_i^N \sum_j^N |c_i - c_j|}{2(N - 1) \sum_i^N c_i}. \quad (15)$$

An advantage of the Gini coefficient over the IPR is that the latter is constrained between 0 (trivially unlocalized) and 1 (maximally localized) for all networks. We report similar results with both metrics, though the Gini may be easier to interpret. For example, the Gini coefficient for the eigenvector centralities of the circuit and vole networks are approximately 0.780 and 0.939, respectively, which indicates significant localization.

So far we have considered only the eigenvector centrality, which is the high-reach limit of the communicability centrality. The IPR and Gini coefficient values for all parameter values of the exogenous communicability centrality, as applied to all the considered example networks, are reported in Figs. 19(a) and 19(b), respectively. The localization almost always increases with increasing reach, and in several cases it reaches values indicating a significant degree of localization. At high reach, the vole network scores higher than the circuit network on both localization measures. The Italian power grid network scores similarly to the circuit network on the Gini coefficient. This result is reasonable: the top 5% of nodes in eigenvector centrality rank account for approximately 44% of all centrality, indicating the presence of localization. In general, as can be seen in Fig. 19(b) the communicability centrality cannot produce unlocalized results, except in the

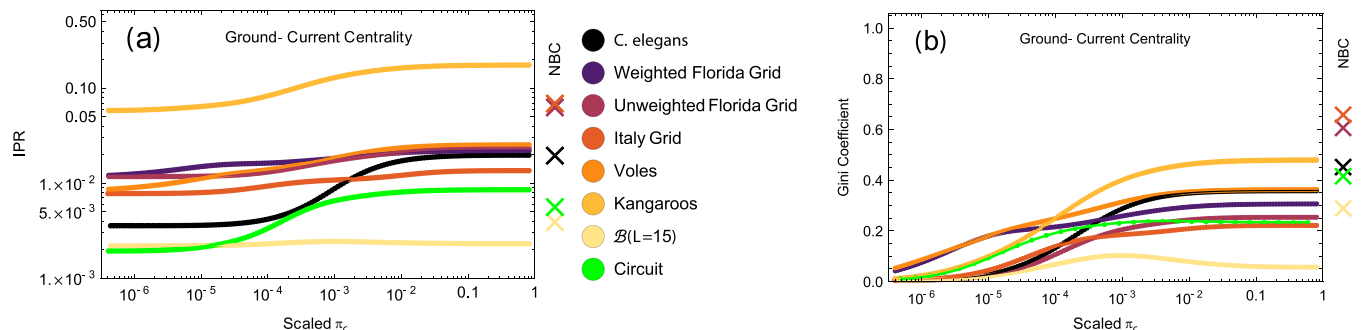


FIG. 20. (a) The IPR of \hat{c}^{GCC} and (b) the Gini coefficient of \hat{c}^{GCC} for our example networks. See the caption to Fig. 19. Crosses represent the values of the nonbacktracking centrality (NBC) [14], based on the Hashimoto matrix [45].

case of regular networks as discussed in Sec. IV B 3, or in the case of nearly regular networks such as $\mathcal{B}(L = 15)$.

The pattern is reversed with the ground-current centrality, which tends to produce unlocalized centrality values. The IPR and Gini coefficient for the exogenous ground-current centrality are shown in Figs. 20(a) and 20(b), respectively. Almost always, the localization values decrease with increasing reach. At very high reach they invariably reach the minimum values (N^{-1} for IPR, 0 for Gini), since the ground-current centrality always produces uniform centrality in the limit of high reach. However, this occurs only at very high reach, meaning that the centrality is unlocalized, but not trivial. In general, the Gini coefficients are between 0.15 and 0.50 for much of the parameter range. For comparison, the range of Gini coefficients for income across all nations is 0.24 to 0.63, according to the World Bank [44]. The crosses in the figure represent the IPR and Gini values for the nonbacktracking centrality (defined only for unweighted networks), which is presented in Ref. [14] as a nonlocalizing alternative to the eigenvector centrality.

V. CONCLUSION: ACYCLIC, CONSERVED-FLOW CENTRALITIES

Network centrality measures can be described as more or less appropriate only relative to the specific demands of a given application. Here we have shown that the ground-current centrality is particularly well suited for purposes requiring low localization. However, there may be situations in which it would be desirable to pick out only some important nodes from a network. In this case, high localization would be desirable, and both the ground-current centrality and the nonbacktracking centrality from [14] would be inappropriate choices.

A key aim of centrality research is to identify the properties that may render a centrality more or less useful in different situations. To aid in this task, we have expanded Borgatti's centrality typology [9,10] to categorize the properties of *parametrized* centralities (see Table I). In expanding the typology, we introduced the reach-parametrized and grasp-parametrized categories. [From this perspective, the communicability centrality is a reach-parametrized centrality that increases localization with increasing reach (Fig. 19), while the ground-current centrality is a reach-parametrized centrality that decreases localization with increasing reach (Fig. 20).] Along with the reach vs grasp distinction, we categorize parametrized centralities as to their Walk Position (radial vs medial), as well as whether they are based on acyclic and conserved flows.

The utility of the ground-current centrality stems from its unique position in this classification system. The ground-current centrality is the only radial reach-parametrized centrality based on acyclic, conserved flows (see Table I and Sec. II D 5). As a result, it closely matches intuitive aspects of the harmonic closeness and betweenness centrality orderings, unlike the PageRank, Katz, and communicability centralities. It is noteworthy that the closeness and betweenness are, respectively, the low-grasp limits of the conditional resistance-closeness and the conditional current-betweenness centralities introduced in Ref. [3], which are also based on

acyclic, conserved flows. This behavior is demonstrated on a variety of networks, including line networks, star networks, regular networks, and networks with bottlenecks, as discussed in Sec. IV B. The reason is that, with acyclic, conserved flows, influence cannot get trapped in any part of the network; as the reach is increased, the influence must always flow toward as yet unvisited nodes [46]. We now consider how this manifests on the types of networks listed above.

In the line network (see Sec. IV B 1 the random walkers of the PageRank centrality “bounce” off the end nodes, so that walkers on nodes near the periphery are less likely to leave the periphery than walkers near the center are likely to leave the center. This leads to a higher centrality for peripheral nodes. (However, end nodes have the lowest centrality of all, because all walkers on them have no choice but to leave.) This scenario cannot occur with acyclic centralities, because “bouncing” off the end node always creates cycles of length 2.

For cyclic centralities on the closed Cayley tree (see Sec. IV B 3), influence that originates on the periphery is less likely to arrive at the center node than it is to stay on the periphery. This is because all nodes have the same degree, and so the influence is not biased toward the center. The same reasoning holds for any regular network that has a central location. In acyclic centralities like the ground-current centrality, all sufficiently high-reach (and thus long) paths must pass through the center. Thus, the ground-current centrality provides a sensitive, nonlocal measure of centrality for regular networks (see Fig. 9). We propose that it may also be the appropriate choice for *nearly* regular networks, such as the Manhattan street grid, though further study is needed.

The weighted bottleneck network \mathcal{B} (see the first part of Sec. IV B 4) behaves similarly to regular networks: cyclic-centrality influence originating in one of the sublattices is likely to stay there, since the nodes there have higher degrees than the bottleneck nodes. In acyclic centralities, all sufficiently long paths must pass through the bottleneck node. This reasoning also holds for real networks with bottlenecks (see the second part of Sec. IV B 4), where the ground-current centrality prefers high-betweenness nodes at high reach (low Π_C). For example, the high-betweenness nodes in the vole network (black nodes in Fig. 15) do not have very high weighted or unweighted degree. At high reach (low Π_T), the highest communicability centrality (gray nodes) occurs in nodes with high weighted degree, near clusters of high unweighted degree. The influence is trapped in these parts of the network, just as it was in the sublattices of \mathcal{B} . In contrast, the acyclic ground-current centrality must pass influence through the high-betweenness nodes when the reach (and thus the path length) is sufficiently high; see Figs. 16–18.

The cyclic nature of the communicability and eigenvector centralities also contributes to their tendency toward strong localization on some networks (see Sec. IV B 5). In Ref. [14] the nonbacktracking centrality is used as a less localizing alternative. It is based on the Hashimoto matrix [45], whose definition prevents influence from traveling in cycles of length 2. The ground-current centrality does not allow influence to travel in cycles of any length, and consequently tends to have even less localization than the nonbacktracking centrality, as seen in Fig. 20.

In addition to being acyclic, the ground-current centrality is based on conserved, rather than duplicating, flows. (Though cyclicity and duplication are generally independent dimensions of centrality type, Table I demonstrates that they coincide for the metrics considered here.) The reliance on duplicating flows leads the communicability (and Katz) rankings to deviate from those of the other centralities in the subdivided star network \mathcal{S} (see Sec. IV B 2). As shown in Fig. 6, communicability influence originating on the central node n_0 of $\mathcal{S}_{\{1,2,5,10,18,30\}}$ flows primarily to n_{30} at high reach (low Π_T). This is paradoxical because n_{30} is the node at the highest unweighted distance from n_0 . The situation is explained by the pattern of influence duplication within the communicability centrality, defined in Eq. (8). There each factor \mathbf{A}^l corresponds to influence traveling l steps, duplicating at every node in proportion to its weighted degree. Because nodes on the n_{30} spoke have the highest weighted degrees in the network, most of the duplication occurs there. In fact, when the reach (and therefore l) is high, $\approx 99.4\%$ of the influence is created along the n_{30} spoke, even though its original source is n_0 . As a result, n_{30} receives the highest centrality.

Thus, the high-degree regions of a network are doubly challenging for the communicability centrality and similar measures. Because of cyclicity, influence tends to get trapped in these areas and, because of duplication, even more influence is created there. These phenomena can lead to very high centrality localization [14]. However, these situations do not arise with the acyclic, conserved (nonduplicating) ground-current centrality.

In summary, the unique features of the ground-current centrality arise from its position in the classification system of Table I, which encompasses parametrized measures of two types: reach and grasp. The ground-current centrality is the only acyclic, conserved measure with parametrized reach. Furthermore, the other acyclic, conserved centralities have more complicated descriptions and formulas, since grasp parametrization requires more involved calculations [3]. Real-world processes on networks usually have limitations on both travel distance (reach) and the number of paths that can be traveled (grasp). An appropriate choice of Π is required to apply parametrized centralities to study such processes. We are currently developing methods to quantify the levels of reach and grasp across different centrality measures.

ACKNOWLEDGMENTS

We thank G. M. Buendía, G. Brown, and three anonymous referees for useful comments and critical reading of the manuscript. This work was supported in part by US National Science Foundation Grant No. DMR-1104829. Work at the University of Oslo is supported by the Research Council of Norway through the Center of Excellence funding scheme, Project No. 262644.

APPENDIX A: COMMUNICABILITY BETWEENNESS AND SIMILAR CENTRALITIES

The communicability betweenness centrality (CMB) [6] is described by

$$\mathbf{M}_{ij}^{\text{CMB}}(\Pi_T) = \sum_s \frac{\exp(\mathbf{A}/\Pi_T)_{sj} - \exp(\mathbf{A}/\Pi_T - \mathbf{E}(i)/\Pi_T)_{sj}}{\exp(\mathbf{A}/\Pi_T)_{sj}},$$

where $i \neq s, i \neq j, s \neq j$. (A1)

Here $\mathbf{E}(i)$ is the i th row and column of \mathbf{A} , with zeros elsewhere, so the numerator quantifies i 's contribution to the communicability $\mathbf{M}_{sj}^{\text{COM}}$ of s and j . In this context, Π_T , usually a reach parameter, acts as a grasp parameter. This works similarly to the conditional current in Ref. [3]: as the reach is decreased, the shortest path between s and j becomes dominant. While the numerator goes to zero, the denominator does as well, which allows for a finite contribution.

This technique can be generalized to convert any radial reach-parametrized centrality into a medial grasp-parametrized centrality. The effect of the expression $\mathbf{A} - \mathbf{E}(i)$ is simply to remove node i , resulting in a modified network. From there, the fractional differences in centrality between the original and modified networks are calculated. For example, the resulting grasp-parametrized medial form of the Katz centrality would be

$$\mathbf{M}_{ij}(\Pi_T) = \sum_s \frac{\sum_l (\mathbf{A}^l/\Pi_T^l)_{sj} - \sum_l ([\mathbf{A} - \mathbf{E}(i)]^l/\Pi_T^l)_{sj}}{\sum_l (\mathbf{A}^l/\Pi_T^l)_{sj}},$$

where $i \neq s, i \neq j, s \neq j$.

APPENDIX B: THE REDUCED LAPLACIAN ASSIGNS $V = 0$ TO THE REMOVED NODE

Resistor networks are described by the system of equations $|I\rangle = \mathbf{L}|V\rangle$, where \mathbf{L} is defined in terms of the elements of the conductance matrix c_{ij} . This system is underdetermined when solving for $|V\rangle$ because of the gauge invariance of the scalar potential; this fact is captured by the equation $\mathbf{L}|1\rangle = 0$. Standard methods to solve this underdetermined system include (a) using the pseudoinverse of the Laplacian matrix \mathbf{L} and (b) removing one node g from the network, leaving $(N-1)$ -dimensional reduced vectors $|V\rangle^{\text{red}}$ and $|I\rangle^{\text{red}}$, and the $(N-1) \times (N-1)$ -dimensional reduced matrix \mathbf{L}^{red} . With the latter method, the resulting system is no longer underdetermined and can be solved with standard matrix inversion. Here we show that this forces the gauge such that the potential of the removed node is zero, hence g for “ground.” This result is commonly quoted, but the explanation is almost always omitted and is included here for completeness.

Consider the description of the unreduced linear system in terms of the reduced one:

$$\begin{array}{ccc} \mathbf{L} & |V\rangle & = & |I\rangle \\ \parallel & \parallel & & \parallel \\ \left(\begin{array}{c} \sum_i c_{gi} \\ -|c_g\rangle \end{array} \right) & \mathbf{L}^{\text{red}} & \left(\begin{array}{c} V_g \\ |V\rangle^{\text{red}} \end{array} \right) & = & \left(\begin{array}{c} I_g \\ |I\rangle^{\text{red}} \end{array} \right). \end{array} \quad (\text{B1})$$

Here we have, without loss of generality, chosen g to be the node in position one, and the vector $|c_g\rangle$ is defined to have i th element equal to c_{gi} . Note that, by the solution of the reduced problem, $|V\rangle^{\text{red}} = (\mathbf{L}^{\text{red}})^{-1}|I\rangle^{\text{red}}$. With this substitution, the second row of the multiplication in Eq. (B1) results in

$$|I\rangle^{\text{red}} = -|c_g\rangle V_g + |I\rangle^{\text{red}}, \quad (\text{B2})$$

which forces $V_g = 0$, as claimed.

APPENDIX C: ASYMPTOTIC FORMS OF THE GROUND-CURRENT CENTRALITY

In this Appendix, we derive the limiting values of both variants of the ground-current centrality in the regimes of both high and low ground conductances. To demonstrate the robustness of our reasoning, we will not rely on the physical analogy with current flow; all calculations will follow solely from the matrix formula Eq. (12).

Here we consider an *arbitrary* vector $|C\rangle$ of ground conductances, and so rather than Π_C , we rely on the the average ground conductance: $\langle \Pi_C \rangle \stackrel{\text{def}}{=} N^{-1} \sum_i C_i = N^{-1} C_{\text{tot}}$. When all ground conductances are identical, as in Eq. (13), $\langle \Pi_C \rangle$ reduces to Π_C . When analyzing the limiting behavior of the centrality, we consider only cases in which all ground conductances are small or all are large, though there may be relative fluctuations around the average value $\langle \Pi_C \rangle$.

1. Precise calculation of the low $\langle \Pi_C \rangle$ limits

The general form of the ground-current centrality depends primarily on the elements of the matrix $[\mathbf{L} + \mathbf{Diag}(|C\rangle)]^{-1}$, and the low $\langle \Pi_C \rangle$ limit of the centrality can be extracted from the low $\langle \Pi_C \rangle$ limit of the matrix. As $\langle \Pi_C \rangle$ goes to zero, the $[\mathbf{L} + \mathbf{Diag}(|C\rangle)]^{-1}$ matrix ceases to converge because \mathbf{L} is singular. The manner of the divergence of this matrix can be specified precisely by using the eigendecomposition as follows.

We separate out the asymptotic portion of the matrix by writing it in terms of the diagonal matrix \mathbf{Q} with elements $Q_{ii} = \sqrt{C_{\text{tot}}/C_i}$. This “quotient matrix” is convenient because it is invariant under a uniform scaling of the C_i , so does not depend on the value of $\langle \Pi_C \rangle$. Furthermore, \mathbf{Q} satisfies $\mathbf{Q} \mathbf{Diag}(|C\rangle) \mathbf{Q} = \mathbb{I} C_{\text{tot}} = \mathbb{I} \langle \Pi_C \rangle N$. We can then write

$$[\mathbf{L} + \mathbf{Diag}(|C\rangle)]^{-1} = \mathbf{Q}[\mathbf{Q}\mathbf{L}\mathbf{Q} + \mathbb{I} \langle \Pi_C \rangle N]^{-1} \mathbf{Q}. \quad (\text{C1})$$

From the well-known fact that all symmetric graph Laplacians are positive semidefinite, we have that the matrix $\mathbf{Q}\mathbf{L}\mathbf{Q}$ has all eigenvalues $\lambda_i \geq 0$. In fact, there is only one eigenvalue equal to zero: $\lambda_0 = 0$, with corresponding normalized eigenvector $|v_0\rangle$ such that $|v_0\rangle_i = \sqrt{C_i/C_{\text{tot}}}$. This is because \mathbf{Q} is invertible and the entire nullspace of \mathbf{L} is spanned by $|1\rangle$, thus the nullspace of $\mathbf{Q}\mathbf{L}\mathbf{Q}$ is spanned by the vector $|v\rangle$ satisfying $\mathbf{Q}|v\rangle = |1\rangle$.

Therefore we have

$$\mathbf{Q}\mathbf{L}\mathbf{Q} = |v_0\rangle 0 \langle v_0| + \sum_{i=1}^{N-1} |v_i\rangle \lambda_i \langle v_i|,$$

where the eigenvectors $|v\rangle$ of $\mathbf{Q}\mathbf{L}\mathbf{Q}$ form an orthonormal basis. With the addition of the identity matrix term, we are able to take the inverse:

$$[\mathbf{Q}\mathbf{L}\mathbf{Q} + \mathbb{I} \langle \Pi_C \rangle N]^{-1} = |v_0\rangle (\langle \Pi_C \rangle N)^{-1} \langle v_0| + \sum_{i=1}^{N-1} |v_i\rangle (\lambda_i + \langle \Pi_C \rangle N)^{-1} \langle v_i|.$$

As $\langle \Pi_C \rangle$ approaches 0, the first term dominates because all the λ_i are greater than 0:

$$[\mathbf{Q}\mathbf{L}\mathbf{Q} + \mathbb{I} \langle \Pi_C \rangle N]^{-1} \approx |v_0\rangle (\langle \Pi_C \rangle N)^{-1} \langle v_0|, \quad (\text{C2})$$

$$[\mathbf{L} + \mathbf{Diag}(|C\rangle)]^{-1} = \mathbf{Q}[\mathbf{Q}\mathbf{L}\mathbf{Q} + \mathbb{I} \langle \Pi_C \rangle N]^{-1} \mathbf{Q} \approx |1\rangle (\langle \Pi_C \rangle N)^{-1} \langle 1|, \quad (\text{C3})$$

where Eq. (C3) comes from Eq. (C1) and the definition of \mathbf{Q} . Using this result in Eq. (12), we find that

$$c_i = \langle \Pi_C \rangle N = C_{\text{tot}}, \quad (\text{C4})$$

$$\mathbf{M}_{ij} = C_j. \quad (\text{C5})$$

This is the same result that was obtained when reasoning about the physical properties of resistor networks in the low $\langle \Pi_C \rangle$ limit.

A seeming difficulty in the preceding is posed by the possibility of zero ground-conductance values, since the \mathbf{Q} matrix will then have infinitely large entries. However, since the contribution of the \mathbf{Q} matrices cancels out in Eq. (C3), we see that the results hold for arbitrarily small ground-conductance values. As a result, Eq. (C4) still holds for the exogenous ground-current centrality, with only the caveat being that diagonal elements of $\tilde{\mathbf{M}}$ are 0 because self-influence is disallowed. As a result, the exogenous form will have $\tilde{c}_i = C_{\text{tot}} - C_i$.

2. Precise calculation of the high $\langle \Pi_C \rangle$ limits

The high $\langle \Pi_C \rangle$ limit of the ground-current centrality can be found transparently from the limiting form of Eq. (12):

$$c_i \rightarrow \lim_{\langle \Pi_C \rangle \rightarrow \infty} 1/[\mathbf{L} + \mathbf{Diag}(|C\rangle)]_{ii}^{-1} = C_i, \\ \mathbf{M}_{ij} \rightarrow \lim_{\langle \Pi_C \rangle \rightarrow \infty} c_i [\mathbf{L} + \mathbf{Diag}(|C\rangle)]_{ij}^{-1} C_j = \delta_{ij} C_j. \quad (\text{C6})$$

This is again in agreement with the behavior of physical resistor networks, as described in Sec. III C.

The above limiting procedure fails in the case of the exogenous ground-current centrality. Recall that for this measure, the diagonal elements \tilde{M}_{ii} are set to zero by construction. While Eq. (C6) shows that the diagonal component of the matrix $[\mathbf{L} + \mathbf{Diag}(|C\rangle)]^{-1}$ becomes dominant in the high $\langle \Pi_C \rangle$ limit, we are now looking for the significantly smaller off-diagonal terms. These terms can be found by utilizing the well-known Woodbury matrix identity [47]:

$$[\mathbf{A} + \mathbf{U}\mathbf{C}\mathbf{V}]^{-1} = \mathbf{A}^{-1} - \mathbf{A}^{-1}\mathbf{U}[\mathbf{C}^{-1} + \mathbf{V}\mathbf{A}^{-1}\mathbf{U}]^{-1}\mathbf{V}\mathbf{A}^{-1},$$

where double-struck letters refer to arbitrary, but compatibly sized matrices. Here, we take $\mathbf{A} = \mathbf{Diag}(|C\rangle)$, $\mathbf{U} = \mathbf{L}$, and $\mathbf{C} = \mathbf{V} = \mathbb{I}$, for the identity matrix \mathbb{I} . Let us denote the inverse of $\mathbf{Diag}(|C\rangle)$ as \mathbb{D} , where $\mathbb{D}_{ij} = \delta_{ij} C_j^{-1}$. In the high $\langle \Pi_C \rangle$ limit, \mathbb{D} will approach zero. Applying the formula, Eq. (C6) becomes

$$\mathbf{M}_{ij} = \frac{(\mathbb{D} - \mathbb{D}\mathbf{L}[\mathbb{I} + \mathbb{D}\mathbf{L}]^{-1}\mathbb{D})_{ij} C_j}{(\mathbb{D} - \mathbb{D}\mathbf{L}[\mathbb{I} + \mathbb{D}\mathbf{L}]^{-1}\mathbb{D})_{ii}} \xrightarrow{\text{large } \langle \Pi_C \rangle} \frac{(\mathbb{D} - \mathbb{D}\mathbf{L}\mathbb{D})_{ij} C_j}{(\mathbb{D} - \mathbb{D}\mathbf{L}\mathbb{D})_{ii}} C_j, \quad (\text{C7})$$

where we have kept only terms up to second order in \mathbb{D} .

Here we can see that, in the high $\langle \Pi_C \rangle$ limit, \mathbf{M}_{ii} approaches the value of C_i , which is diverging. This is an illustration of the dominance of the diagonal seen in Eq. (C6). For the exogenous centrality ($\tilde{\mathbf{M}}$), however, only the off-diagonal elements are needed; they are found by taking the second term in the numerator and the first term in the denominator of the preceding equation. This is because in the latter

case we are free to throw away $O(\mathbb{D}^2)$ terms, but in the former the $O(\mathbb{D}^2)$ terms are all that remain off diagonal. The result, using the definition of the Laplacian matrix [with the diagonal weighted degree matrix $\mathbf{Diag}(|k|)$], is

$$\begin{aligned} \tilde{\mathbf{M}}_{ij:j \neq i} &\xrightarrow{\text{large } \langle \Pi_C \rangle} - \frac{\{\mathbb{D}[\mathbf{Diag}(|k|) - \mathbf{A}]\mathbb{D}\}_{ij:j \neq i}}{\mathbb{D}_{ii}} C_j \\ &= \frac{(\mathbb{D}\mathbf{A}\mathbb{D})_{ij}}{C_i^{-1}} C_j = \frac{C_j^{-1} \mathbf{A}_{ij} C_i^{-1}}{C_i^{-1}} C_j = \mathbf{A}_{ij}. \end{aligned} \quad (\text{C8})$$

(Here we have dropped the $j \neq i$ after the first equals sign because $\mathbb{D}\mathbf{A}\mathbb{D}$ has zeros on the diagonal.)

Thus, the exogenous ground-current centrality matrix reduces to the adjacency matrix in the limit of large $\langle \Pi_C \rangle$. This behavior is what motivates the introduction of this variant of the ground-current centrality.

Finally, we underscore that the asymptotic reasoning in this section works only when every element of $|C\rangle$ goes to infinity with $\langle \Pi_C \rangle$, i.e., $|C\rangle = \langle \Pi_C \rangle |\tilde{C}\rangle$, where every term in $|\tilde{C}\rangle$ does not approach zero. Thus, $O(\mathbb{D}^2)$ is equivalent to $O(\langle \Pi_C \rangle^{-2})$.

APPENDIX D: SCALED PARAMETERS

The horizontal axis in many of the figures in Sec. IV B uses a rescaled form of the parameters Π_T , Π_{PRC} , and Π_C . This is done because parameter values for different networks are,

in general, not comparable: e.g., $\Pi_T = 2.5$ means something very different for the kangaroo network (see Fig. 1) than it does for the Florida power-grid network (Fig. 4). In the former, there is almost no variation in the centrality values at $\Pi_T \lesssim \Pi_T^{\text{left}} = 8.25$, while in the latter, $\Pi_T \approx 2.5$ is a region of dramatic variation (while stability is obtained at $\Pi_T \lesssim \Pi_T^{\text{left}} = 0.40657$). Specifically, the left boundary Π^{left} of the varying region is calculated to be the largest parameter that satisfies

$$\frac{\Delta c_i(\Pi)/c_i(\Pi)}{\Delta \Pi/\Pi} < .001, \quad \forall_i, \forall \Pi < \Pi^{\text{left}}, \quad (\text{D1})$$

with the right boundary Π^{right} being defined similarly. The parameter range between Π^{left} and Π^{right} accounts for the vast majority of variation in the centrality values.

The dimensionless quantity $\frac{\Delta c_i(\Pi)/c_i(\Pi)}{\Delta \Pi/\Pi}$ is the discrete derivative of the log-log centrality plot [such as the one in Fig. 6(b)]. Because the PageRank centrality fails to converge at $\Pi_{\text{PRC}} < 1$, it is appropriate to plot $\log c_{\text{PRC}}$ against $\log(\Pi_{\text{PRC}} - 1)$. This replaces $\Delta \Pi/\Pi$ with $\Delta \Pi/(\Pi - 1)$ in Eq. (D1).

To plot our results for several different networks on the same axes in Figs. 18–20, we produce a “scaled Π ” where all relevant parameter values are constrained between zero and one:

$$\text{scaled } \Pi = (\Pi - \Pi^{\text{left}})/(\Pi^{\text{right}} - \Pi^{\text{left}}). \quad (\text{D2})$$

-
- [1] L. Page, S. Brin, R. Motwani, and T. Winograd, The PageRank citation ranking: Bringing order to the Web, Technical Report No. 1999-66, Stanford InfoLab (1999), <http://ilpubs.stanford.edu:8090/422/1/1999-66.pdf>.
- [2] K. E. Joyce, P. J. Laurienti, J. H. Burdette, and S. Hayasaka, A new measure of centrality for brain networks, *PLoS ONE* **5**, e12200 (2010).
- [3] A. J. Gurfinkel and P. A. Rikvold, Absorbing random walks interpolating between centrality measures on complex networks, *Phys. Rev. E* **101**, 012302 (2020).
- [4] Y. Xu, A. J. Gurfinkel, and P. A. Rikvold, Architecture of the Florida power grid as a complex network, *Physica A* **401**, 130 (2014).
- [5] E. Estrada and N. Hatano, Communicability in complex networks, *Phys. Rev. E* **77**, 036111 (2008).
- [6] E. Estrada, D. J. Higham, and N. Hatano, Communicability betweenness in complex networks, *Physica A* **388**, 764 (2009).
- [7] L. Katz, A new status index derived from sociometric analysis, *Psychometrika* **18**, 39 (1953).
- [8] R. Ghosh and K. Lerman, Parameterized centrality metric for network analysis, *Phys. Rev. E* **83**, 066118 (2011).
- [9] S. P. Borgatti, Centrality and network flow, *Soc. Networks* **27**, 55 (2005).
- [10] S. P. Borgatti and M. G. Everett, A graph-theoretic perspective on centrality, *Soc. Networks* **28**, 466 (2006).
- [11] A. Dekker, Conceptual distance in social network analysis, *J. Social Struct.* **6** (2005).
- [12] Y. Rochat, Closeness centrality extended to unconnected graphs: The harmonic centrality index, Technical report, Institute of Applied Mathematics, University of Lausanne (2009), <https://infoscience.epfl.ch/record/200525>.
- [13] M. E. J. Newman, *Networks: An Introduction* (Oxford University Press, Oxford, 2018).
- [14] T. Martin, X. Zhang, and M. E. J. Newman, Localization and centrality in networks, *Phys. Rev. E* **90**, 052808 (2014).
- [15] A. Arnaudon, R. L. Peach, and M. Barahona, Scale-dependent measure of network centrality from diffusion dynamics, *Phys. Rev. Research* **2**, 033104 (2020).
- [16] In Ref. [3] we chose to present *unnormalized* centrality results to better track centrality behavior across a range of parameter values.
- [17] Generally, the Katz centrality is defined as $\mathbf{M} = (\mathbb{I} - \Pi\mathbf{A})^{-1}$: the parameter is the inverse of our parameter Π_{KC} . We also make a similar change to the definition of PageRank centrality. The definitions in this paper ensure that all the considered centrality parameters consistently restrict reach or grasp as they increase.
- [18] This is a standard random walk, where a walker on node j has probability A_{ij}/k_j of crossing to node i in one step.
- [19] M. Benzi and C. Klymko, Total communicability as a centrality measure, *J. Complex Netw.* **1**, 124 (2013).
- [20] A. J. Gurfinkel, D. A. Silva, and P. A. Rikvold, Centrality fingerprints for power grid network growth models, *Phys. Proc.* **68**, 52 (2015).
- [21] Kangaroo network dataset, KONECT, http://konect.cc/networks/moreno_kangaroo/ (2017).
- [22] T. R. Grant, Dominance and association among members of a captive and a free-ranging group of grey kangaroos (*Macropus giganteus*), *Anim. Behav.* **21**, 449 (1973).

- [23] M. E. J. Newman, A measure of betweenness centrality based on random walks, *Soc. Networks* **27**, 39 (2005).
- [24] K. Stephenson and M. Zelen, Rethinking centrality: Methods and examples, *Soc. Networks* **11**, 1 (1989).
- [25] U. Brandes and D. Fleischer, Centrality measures based on current flow, in *22nd Annual Symposium on Theoretical Aspects of Computer Science*, edited by V. Diekert and B. Durand (Springer, Berlin, 2005), pp. 533–544.
- [26] E. Estrada and J. A. Rodriguez-Velazquez, Subgraph centrality in complex networks, *Phys. Rev. E* **71**, 056103 (2005).
- [27] K. Avrachenkov, N. Litvak, V. Medyanikov, and M. Sokol, Alpha current flow betweenness centrality, in *International Workshop on Algorithms and Models for the Web-Graph*, edited by A. Bonato, M. Mitzenmacher, and P. Pralat (Springer, Berlin, 2013), pp. 106–117.
- [28] P. G. Doyle and J. L. Snell, *Random Walks and Electric Networks* (Mathematical Association of America, Washington, DC, 1984). Since 2006, available under the GNU FDL at <https://math.dartmouth.edu/~doyle/docs/walks/walks.pdf>.
- [29] The interpretation of nonzero adjacency matrix elements as conductances in a resistor network makes sense for *affinity-weighted* networks [23], as well as multigraphs where A_{ij} stands for the number of parallel edges between i and j . When an adjacency matrix element stands for, e.g., a distance rather than an affinity, it is more appropriate for it to be interpreted as a resistance. In either case, when $A_{ij} = 0$, there is no edge between i and j .
- [30] S. Dale, T. Alqutami, T. Baldwin, O. Faruque, J. Langston, P. McLaren, P. Meeker, M. Steurer, and K. Schoder, Progress report for the Institute for Energy Systems, Economics and Sustainability and the Florida Energy Systems Consortium, Technical report, Florida State University, Tallahassee (2009).
- [31] U. Brandes, A faster algorithm for betweenness centrality, *J. Math. Sociol.* **25**, 163 (2001).
- [32] M. Kaiser and C. C. Hilgetag, Nonoptimal component placement, but short processing paths, due to long-distance projections in neural systems, *PLoS Comput. Biol.* **2**, e95 (2006).
- [33] I. Abou Hamad, B. Israels, P. A. Rikvold, and S. V. Poroseva, Spectral matrix methods for partitioning power grids: Applications to the Italian and Floridian high-voltage networks, *Phys. Proc.* **4**, 125 (2010).
- [34] R. A. Rossi and N. K. Ahmed, The network data repository with interactive graph analytics and visualization, <http://networkrepository.com/mammalia-voles-bhp-trapping-24.php> (2015).
- [35] S. Davis, B. Abbasi, S. Shah, S. Telfer, and M. Begon, Spatial analyses of wildlife contact networks, *J. Roy. Soc. Interface* **12**, 20141004 (2015).
- [36] R. Milo, S. Itzkovitz, N. Kashtan, R. Levitt, S. Shen-Orr, I. Ayzenshtat, M. Sheffer, and U. Alon, Superfamilies of evolved and designed networks, *Science* **303**, 1538 (2004).
- [37] In the final calculation, the many nonperipheral nodes (unlabeled in Fig. 5) account for the majority of the contribution to i^p 's centrality. This means that peripheral nodes on long spokes will have larger centrality, just because they are near many nonperipheral nodes. As a result, the c_{i^p} will have an ordering that places greater importance on nodes a farther unweighted distance from the hub node n_0 . All of the centralities under discussion reproduce this expected c_{i^p} ordering. We focus on the matrix elements $\tilde{M}_{n_0 i^p}$ rather than the final centrality c_i because they are a direct measurement of the influence between two nodes, and as such are more sensitive to the chosen centrality method.
- [38] D. J. Watts and S. H. Strogatz, Collective dynamics of ‘small-world’ networks, *Nature (London)* **393**, 440 (1998).
- [39] M. E. J. Newman, Assortative Mixing in Networks, *Phys. Rev. Lett.* **89**, 208701 (2002).
- [40] G. Yan, P. E. Vértes, E. K. Towilson, Y. L. Chew, D. S. Walker, W. R. Schafer, and A.-L. Barabási, Network control principles predict neuron function in the *Caenorhabditis elegans* connectome, *Nature (London)* **550**, 519 (2017).
- [41] P. Pradhan, C. U. Angeliya, and S. Jalan, Principal eigenvector localization and centrality in networks: Revisited, *Physica A* **554**, 124169 (2020).
- [42] L. C. Freeman, Centrality in social networks conceptual clarification, *Soc. Networks* **1**, 215 (1978).
- [43] J. L. Gastwirth, The estimation of the Lorenz curve and Gini index, *Rev. Econ. Stat.* **54**, 306 (1972).
- [44] The World Bank, Gini index (World Bank estimate), <https://data.worldbank.org/indicator/SI.POV.GINI> (2020).
- [45] K. Hashimoto, Zeta functions of finite graphs and representations of p-adic groups, in *Automorphic Forms and Geometry of Arithmetic Varieties*, edited by K. Hashimoto and Y. Namikawa (Academic Press, Boston, 1989), pp. 211–280.
- [46] In principle, an acyclic flow could reach a dead end and therefore fail to visit all nodes. This scenario cannot occur with the ground-current centrality, since it is based on electrical currents flowing to ground, which is connected to all nodes.
- [47] N. J. Higham, *Accuracy and Stability of Numerical Algorithms*, 2nd ed. (SIAM, Philadelphia, 2002).