





Deterministic model of battery, uphill currents, and nonequilibrium phase transitionsEmilio N. M. Cirillo ^{1,*} Matteo Colangeli ^{2,†} Omar Richardson ^{3,‡} and Lamberto Rondoni ^{4,5,§}¹*Dipartimento di Scienze di Base e Applicate per l'Ingegneria, Sapienza Università di Roma, Via A. Scarpa 16, I-00161, Rome, Italy*²*Dipartimento di Ingegneria e Scienze dell'Informazione e Matematica, Università degli Studi dell'Aquila, Via Vetoio, 67100 L'Aquila, Italy*³*Department of Mathematics and Computer Science, Karlstad University, Universitetsgatan 2, 651 88 Karlstad, Sweden*⁴*Dipartimento di Scienze Matematiche, Politecnico di Torino, Corso Duca degli Abruzzi 24, I-10129 Turin, Italy*⁵*INFN, Sezione di Torino, Via P. Giuria 1, 10125 Turin, Italy*

(Received 6 November 2020; revised 13 February 2021; accepted 17 February 2021; published 15 March 2021)

We consider point particles in a table made of two circular cavities connected by two rectangular channels, forming a closed loop under periodic boundary conditions. In the first channel, a bounce-back mechanism acts when the number of particles flowing in one direction exceeds a given threshold T . In that case, the particles invert their horizontal velocity, as if colliding with vertical walls. The second channel is divided in two halves parallel to the first but located in the opposite sides of the cavities. In the second channel, motion is free. We show that, suitably tuning the sizes of cavities of the channels and of T , nonequilibrium phase transitions take place in the $N \rightarrow \infty$ limit. This induces a stationary current in the circuit, thus modeling a kind of battery, although our model is deterministic, conservative, and time reversal invariant.

DOI: [10.1103/PhysRevE.103.032119](https://doi.org/10.1103/PhysRevE.103.032119)**I. INTRODUCTION**

The nature of nonequilibrium phenomena is diverse and rich, and a theory encompassing them is still in the making [1–5]. Such a task requires, in particular, understanding the coupling with external agents or reservoirs that may locally allow the condition of detailed balance or its violation [6–10]. In this work we provide numerical results and a theory explaining the onset of stationary currents in deterministic conservative reversible systems made of N point particles. Such currents are generated by nonequilibrium phase transitions, which result in a deterministic model of battery, which is phase space volumes preserving and time reversal invariant [11]. Flows and oscillations produced by this mechanism resemble those observed in biological systems or chemical reactions; cf. Refs. [12,13] for classical and quantum oscillators, and Ref. [14] for experiments on time crystals. In particular, our single-component deterministic model shows a realization of *uphill currents*, i.e., currents opposing the driving fields, thus providing an instance of the so-called *negative absolute mobility* [15–17]. A theoretical description of uphill diffusions was given in Refs. [18,19] for stochastic spin models coupled to external reservoirs; moreover, in Ref. [20], Sec. 4.5] uphill currents were also obtained from the scaling limit of inhomogeneous random walks on a lattice. A nonequilibrium phase transition occurring in a deterministic particle system was recently observed in a model with two cavities connected by a single channel, allowing no stationary currents [21]. The

transition amounts to switching from a homogeneous state, in which approximatively the same number of particles lies in each urn, to an inhomogeneous state in which almost all particles gather in a single urn. The model studied in Ref. [21] was also amenable to a stochastic interpretation, in terms of time-dependent Markov chains. In this work, we investigate the nature of the steady state in a two-urns model equipped also with a second channel, which permits closing the system as in a circuit. The main question we address here is twofold. First, we shed light on the existence of nonequilibrium phase transitions for the circuit model, in which the second channel is designed to contrast the formation of particle gradients between the urns. Furthermore, we also discuss the emergence of stationary currents, flowing through the circuit and sustained by the phase transitions. We shall thus unveil a nontrivial phase diagram for our model, revealing that phase transitions indeed occur in certain regions of the parameter space and are always followed by stationary currents.

The work is organized as follows. In Sec. II we introduce our model and also present the numerical results of our deterministic dynamics. In Sec. III we tackle the theoretical investigation of the model by means of probabilistic arguments and compare the theoretical prediction with the numerical results. We also highlight the strength and limitations of the probabilistic model. More details on the probabilistic derivation are deferred to the Appendix A. Finally, conclusions are drawn in Sec. IV.

II. THE MODEL

Our model consists of N point particles that move in straight lines with speed $v = 1$ and collide elastically with hard walls. Hence, from collision to collision, the particles follow these equations of motion: $\dot{\mathbf{q}} = \mathbf{p}$ and $\dot{\mathbf{p}} = \mathbf{0}$. There-

*emilio.cirillo@uniroma1.it

†matteo.colangeli@univaq.it

‡omar.richardson@kau.se

§lamberto.rondoni@polito.it

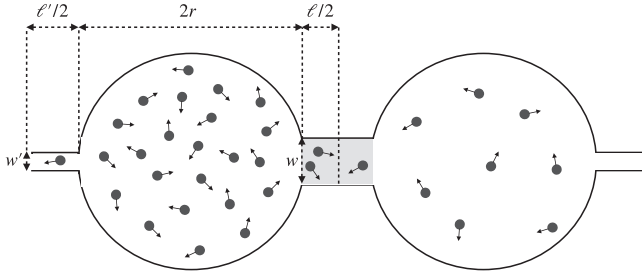


FIG. 1. The billiard table: the N point particles are represented as small disks, and velocities are represented by arrows. The two gray-shaded regions, in the first channel, are the gates in which the bounce-back mechanism separately acts. The horizontal component of the velocity of the particles contained in one gate and moving toward the other is reversed whenever their number is larger than the prescribed threshold value T .

fore, their speed is preserved while their velocity is reflected with respect to the normal to the boundary of the table, at the collision point. The billiard table is made of two circular urns of radius r , connected by two rectangular channels of widths w, w' and lengths ℓ, ℓ' , called, respectively, first and second channels; cf. Fig. 1. The two urns will be referred to, in the sequel, as urn 1 and urn 2, respectively. The first channel is divided in two parts, each of length $\ell/2$, called *gates*. Periodic boundary conditions are imposed by letting the second channel close the table on a circuit. This constitutes an ergodic billiard [22,23]. We now add the *bounce-back* mechanism in the first channel: when the number of particles in one gate, which are moving toward the other gate, exceeds a threshold T , the horizontal component of the velocity of those particles is reversed. The particles coming from the other gate are unaffected by this mechanism and continue their motion. Although this dynamics is deterministic, time reversible, and phase volumes preserving, it can produce nonequilibrium phase transitions, because the bounce-back mechanism implements a sort of negative feedback that promotes the onset of a nonequilibrium steady state.

For $T \geq N$, the usual ergodic billiard dynamics is realized [22,24]. Thus, for large N , the vast majority of time is spent in a state in which approximately the same number of particles resides in each urn [25]. That state, like any other, is abandoned to reach still other states, with frequency given by the ratio of the respective phase space volumes [26]; therefore no state is strictly stable. Nevertheless, the lifetime of the homogeneous phase rapidly becomes so long, with growing N , that such a lack of stability turns physically irrelevant even at moderately large N , consistently with Boltzmann's explanation of his H -theorem [27,28]. For $T < N$, ergodicity also guarantees that, sooner or later, the threshold will be exceeded in a gate: as long as that event does not occur, the dynamics is like the ergodic one, which eventually leads to a stationary homogeneous state. When the threshold is exceeded, the standard dynamics is interrupted by the bounce-back. As evidenced in Ref. [21], for large N and sufficiently small T/N , a larger concentration of particles in one urn leads to an increased frequency of activation of the bounce-back mechanism in the adjacent gate, while particles can flow in from the other urn, incrementing the effect. As a consequence, one

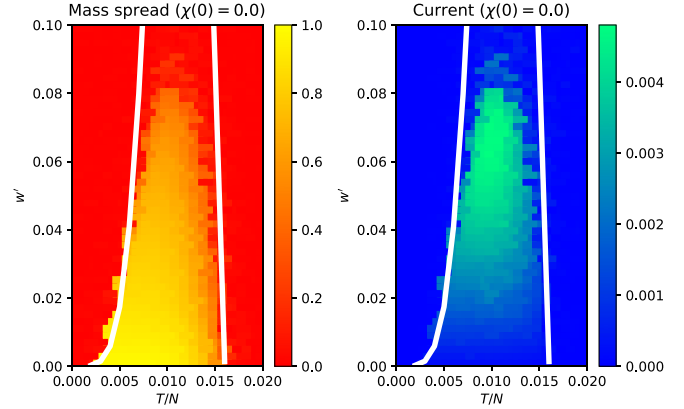


FIG. 2. Stationary values of the mass spread χ (left panel) and net current (right panel) for $N = 10^3$, $w = 0.3$, $r = \ell = \ell' = 1$. The initial condition yields $\chi(0) = 0$. In the left panel, the red pixels denote the homogeneous phase, whereas the other pixels refer to the inhomogeneous phase. The white lines mark the theoretical boundary between homogeneous and inhomogeneous steady states [see Eq. (6)].

urn gets depleted of particles, while the other urn increases its population, until a steady state is reached in which the flow of particles per unit time in the two directions equalize. In this scenario, a microscopic fluctuation suffices to trigger the transition, even when starting from the homogeneous phase. In this work, the phenomenology is much richer: the second channel allows particles to flow freely, contrasting the trend toward inhomogeneous states. Both homogeneous and inhomogeneous states can thus be realized, and the latter support stationary self-sustained currents, as in a battery.

Each half of the table is now made of one urn, the adjacent gate, and the adjacent semichannel of length $\ell'/2$ of the second channel; cf. Fig. 1. Letting N_1 and N_2 be the number of particles in the two halves, with $N = N_1 + N_2$, we define the *mass spread* by

$$\chi = |N_1 - N_2|/N. \quad (1)$$

For simplicity, we define the net *current* by taking the absolute value of the difference of the number of particles coming from opposite directions and crossing the vertical line separating the two gates, and by then dividing this quantity by the elapsed time t [29]. Namely, let $n_{12}(t)$ and $n_{21}(t)$ denote the number of particles that cross, during the time interval $[0, t]$, the vertical line separating the two gates in the direction from urn 1 to urn 2 and in the opposite direction, respectively. The net current flowing in a given channel is thus given by the ratio

$$\frac{|n_{12}(t) - n_{21}(t)|}{t}. \quad (2)$$

In the large t limit, such a discretely defined current settles to a stationary value related to the asymptotic billiard current. Due to the symmetry of the model, it is irrelevant whether the net current is positive or negative.

The model has been simulated as follows. Our numerical algorithm updates, at each time step, the position of all particles by moving them along straight lines, in the direction of their velocities, over a distance $v \delta t$. Here δt denotes the time

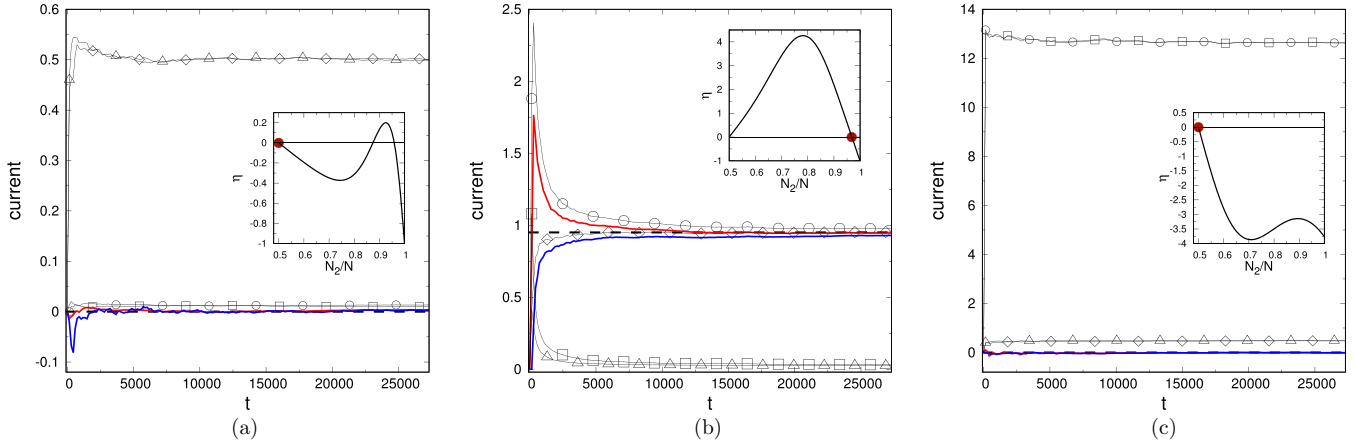


FIG. 3. Currents as functions of time, for $r = \ell = \ell' = 1$, $0.01 = w' \ll w = 0.3$, $N = 10^3$, and initial datum such that $\chi(0) = 0$. For $T = 2$ (a) and $T = 18$ (c), a homogeneous steady state with zero net current is reached. For $T = 7$ (b), a stationary net current with $N_1 \neq N_2$ arises. Disks (squares) represent numerically computed flows out of urn 1 (urn 2) in channel 1; triangles (diamonds) represent flows out of urn 1 (urn 2) in channel 2. Black dashed lines are the theoretical values (obtained from the probabilistic model) of the stationary currents; solid red (blue) lines denote the net currents in the first (second) channel. The parameter η is plotted in the insets as a function of N_2/N , while the red disks indicate the stable state reached by the deterministic dynamics.

interval between two consecutive collisions of the particles with the physical boundaries of the table and also with the fictitious vertical lines marking either the boundary of each gate with the adjacent urn or the junction between the two gates in the first channel. Elastic reflections at the boundaries of the billiard table are implemented.¹ The initial datum is chosen by fixing arbitrarily the number of particles inside each urn and selecting their positions and velocities at random with uniform distribution. Nevertheless, the values attained in the steady state by the observables in Eqs. (1) and (2) resulted in being insensitive to the initial datum. In particular, in all our simulations we verified that, for any value of the parameters of the model, the same stationary values of the mass spread and the net current are numerically reached by starting both from $\chi(0) = 0$ and from $\chi(0) = 1$.

In Fig. 2 we have $N = 10^3$, $w = 0.3$, $r = 1$, $\ell = 1$, and $\ell' = 1$ and varying values of T/N and w' . Initially, $N/2$ particles lie in each urn, while the channels are empty. Positions and velocities are taken at random with uniform distribution. The stationary values of χ and of the net current are computed averaging postcollision data, namely, right after the collision of each particle with the walls of the table. Simulations last 10^8 collisions, corresponding, on average, to 10^5 collisions per particle.

For T/N in an interval that depends on w' , and for small w and w' , an inhomogeneous phase is observed together with a stationary net current flowing in the circuit. In particular, Fig. 2 shows that for w' below a certain critical value, three different regimes are produced by variations of T/N , corresponding to two nonequilibrium phase transitions. The agreement between the theoretical solid white lines and the

numerical results is imperfect because our theoretical calculations rely on probabilistic arguments, which are justified by the ergodic hypothesis, in the large N and small w , w' limits. Hence, the theory better describes the simulations if N grows. In Ref. [21] where only the first channel is present, the growth of N produces only one interface between homogeneous and inhomogeneous phases, which occurs at a specific T/N value, for fixed geometrical parameters. The second channel results, instead, in a more complex phenomenology, because the free motion of particles passing through it tends to equilibrate N_1 and N_2 . Therefore, two contrasting mechanisms are at work, and their interplay, between w' and T/N in particular, determines the steady state.

In fact, higher T/N values make the bounce-back mechanism less likely, hence particles flow more easily through the first channel, while lower values make particles more likely to bounce back. Flow through the second channel decreases or increases when w' does.

Figure 3 shows how two different phase transitions can be encountered. For $T = 2$ [Fig. 3(a)], we are in the left region of Fig. 2. Here a homogeneous phase arises, because in the first channel particles frequently bounce back, making left and right flows vanish, but N_1 and N_2 equalize due to the second channel. For $T = 18$ [Fig. 3(c)], in the region to the right of Fig. 2, the first channel allows particles to flow almost freely, with a 0 net current, while just a few particles cross the second channel because much smaller than the first: $w' = w/30$. For $T = 7$ Fig. 3(b), we fall in the center of Fig. 2, where an inhomogeneous state, characterized by $N_1 \neq N_2$ and by a stationary net current, persists longer than our simulations. The reason is that the bounce-back phenomenon is only partly mitigated by the flow through the second channel. As the net current in the first channel flows *uphill*, i.e., against the population gradient, and *downhill* in the second channel, the first channel acts like an emf. The numerical results illustrated in Fig. 3 agree with excellent numerical accuracy with the theoretical prediction (black dashed lines) discussed in Sec. III. Stationary uphill currents in presence of a nonequi-

¹The direction of the inward normal at the junction points between the urns and the channels depends on the origin of the colliding particle. Namely, a junction point is considered as belonging to the urn or to the channel if the incoming particle is originally located, respectively, in the urn or in the channel.

librium phase transition have been previously observed for stochastic dynamics in Refs. [18,19,30]; an analogous behavior has also been identified in Ref. [31] for locally perturbed zero-range processes. In these cases, uphill currents stem either from a local inhomogeneity in the jump rates or from the nonequilibrium coupling of the bulk dynamics with external reservoirs, which breaks detailed balance. Our deterministic conservative dynamics accounts, instead, for the work done by the bounce-back mechanism. This phenomenology can be understood introducing a variation of the probabilistic model of Ref. [21], which agrees with our deterministic dynamics in the large N and small w , w' limits. Details can be found in the Appendix.

III. THEORETICAL DERIVATION

Using the uniformity of the distribution of the particles and of their velocities, one first obtains that the number of particles in urn 1, say, entering channel 1 (or channel 2) per unit time is given by $N_1 w v / (\pi A)$ [or by $N_1 w' v / (\pi A)$], where

$$A = \pi r^2 - r^2 \arcsin \frac{w}{2r} + \frac{1}{4} w \sqrt{(2r)^2 - w^2} - r^2 \arcsin \frac{w'}{2r} + \frac{1}{4} w' \sqrt{(2r)^2 - w'^2}. \quad (3)$$

The number of particles leaving urn 1 and successfully crossing the first channel, per unit time, is then reduced by the bounce-back mechanism to

$$N_1 \frac{w v}{\pi A} \frac{\Gamma[T, N_1 w \ell / (4A)]}{(T-1)!}, \quad (4)$$

where $\Gamma[y, x] = \int_x^\infty t^{y-1} e^{-t} dt$, $y > 0$, is the Euler incomplete Γ function. Thus, in the probabilistic model, the number of particles leaving urn 1 per unit time, and reaching urn 2, minus those going from urn 2 to urn 1 is given by

$$\eta = \frac{N_1 v}{\pi A} \left[w \frac{\Gamma[T, \lambda_1]}{(T-1)!} + w' \right] - \frac{N_2 v}{\pi A} \left[w \frac{\Gamma[T, \lambda_2]}{(T-1)!} + w' \right], \quad (5)$$

where $\lambda_i = N_i w \ell / (4A)$, for $i = 1, 2$. Correspondingly, a steady state implies $\eta = 0$, an equation that can be solved for N_2 . From Eq. (2) it is immediately seen that the condition of stationarity amounts to the equality between the net current flowing uphill in the first channel and the net current flowing downhill in the second channel, as in a circuit. Inspection shows that $N_2 = N/2$ is a solution of $\eta = 0$ and that, for certain parameter values, η changes sign in intervals not containing $N/2$. Given its continuity, in those cases in which η has more than one zero in $[N/2, N]$, one may ask which of the steady states of the probabilistic model is stable. Given the smoothness of η , the linear stability is given by the sign of $(\partial \eta / \partial N_2)$: if positive the steady state is unstable, if negative it is stable. The points at which this derivative vanishes delimit the domains of stability of different steady states; hence, as a definition of the theoretical transition line, we shall consider the locus of points such that

$$\left. \frac{\partial \eta}{\partial N_2} \right|_{N_2=N/2} = 0. \quad (6)$$

In other words, we collect the points where the homogeneous solution of the equation $\eta = 0$ becomes unstable.

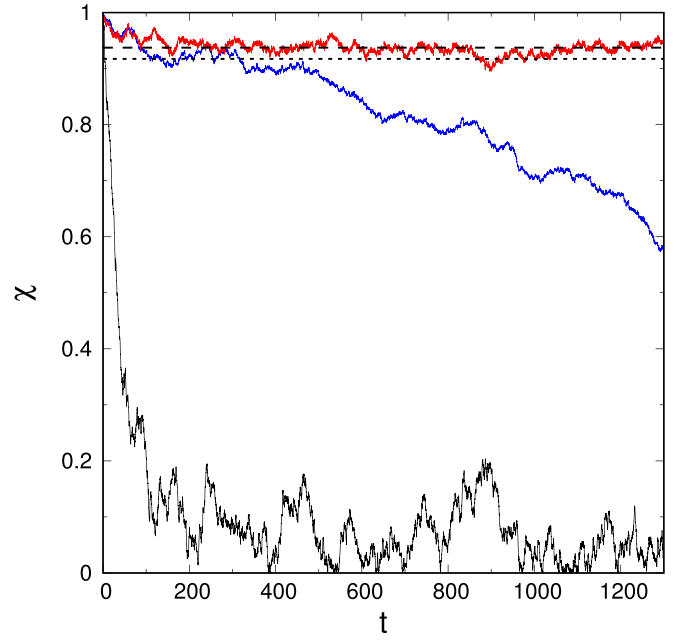


FIG. 4. Mass spread with the same values of the parameters and of the threshold considered in Fig. 3: Homogeneous and inhomogeneous states are both stable (blue curve, $T = 2$), only the inhomogeneous state is stable (red curve, $T = 7$), and only the homogeneous state is stable (black curve, $T = 18$). The dotted and dashed lines indicate the theoretical values of the mass spread for the inhomogeneous states at $T = 2$ and $T = 7$, respectively. The initial datum is such that $\chi(0) = 1$.

The stability criterion based on the derivative of η is illustrated in Fig. 3. The inset in Fig. 3(a) shows two stable steady states for the probabilistic model, but only the homogeneous one is actually observed in the simulations. This is in accord with the initial condition being homogeneous. Possible departures from this state, with $N = 10^3$, are expected to be extremely rare. Figure 3(c) illustrates a case in which the homogeneous state is stable, is the only steady state for the probabilistic model, and is reached with the deterministic dynamics. In Fig. 3(b) the homogeneous state is unstable for the probabilistic model and is not observed in the simulations, despite initially $N_1 = N_2$. While this shows that the probabilistic model describes quite well the currents in the deterministic dynamics, Fig. 4 shows that some difference remains at finite N . In particular it reports the behavior of the mass spread, for the same values of the parameters and of the threshold considered in Fig. 3, with an initial datum yielding $\chi(0) = 1$. The red line shows the convergence to an inhomogeneous steady state, also evidenced in Fig. 3(b). The black line shows the establishment of a stable homogeneous state [see Fig. 3(c)], in which the mass spread rapidly drops down around 0. Finally, the blue line illustrates the case, highlighted in Fig. 3(a), in which a homogeneous state and one inhomogeneous states are both stable for the probabilistic model. Starting at $\chi(0) = 1$, the deterministic dynamics converges toward and lingers over the inhomogeneous steady state, but then it moves away, eventually converging to the homogeneous state. Therefore, for our finite N , the lifetime of the inhomogeneous state is short, and

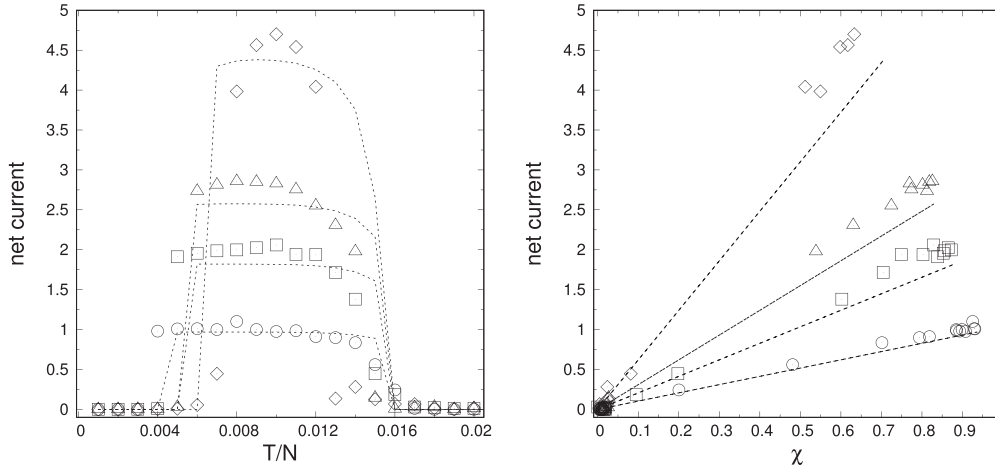


FIG. 5. Net currents as a function of T/N (left panel) and of χ (right panel) for $N = 10^3$, $w = 0.3$, $r = \ell = \ell' = 1$, $w' = 0.0102$ (circles), 0.0204 (squares), 0.0306 (triangles), and 0.0612 (diamonds). The dashed lines correspond to the stable solutions of $\eta = 0$; see Eq. (5).

that of the homogeneous state is very long. That is why the latter looks globally attracting for the deterministic dynamics.

In the left panel of Fig. 5, a horizontal slice of Fig. 2, net currents are plotted as functions of T/N for fixed w' . Theoretical predictions and data from simulations are compared, which reveals that for small values of w' the match is good already at $N = 10^3$. The right panel of Fig. 5 highlights the *battery* phenomenon, with the first channel generating the emf. The resulting net current, at fixed w' , is linear with the mass spread χ , and its slope increases with w' , closely following the theoretical prediction. The linearity is better realized for smaller w' , consistently with the conditions for the applicability of the probabilistic model to the deterministic dynamics.

IV. CONCLUSIONS

We considered a deterministic conservative reversible particle system undergoing a nonequilibrium phase transition, induced by a bounce-back mechanism in one of the channels. Numerical simulations of the deterministic dynamics reveal the existence of a rich phase diagram in the plane $w'-T/N$, which includes states with stationary density gradients and stationary currents. Remarkably, the relation between the mass spread and the net current turns out to be linear for small values of w' , in agreement with the basic tenets of ohmic transport [[32], Chapter 4]. The numerical simulations of the deterministic dynamics are also supported by a theoretical analysis based on probabilistic arguments. The match between numerical and analytical results, which strictly requires the $N \rightarrow \infty$ and $w' \rightarrow 0$ limits, is strikingly good even for moderately large N and moderately small values of w' . Interestingly, the regime in which the probabilistic model may be meaningfully applied to the deterministic dynamics is relatively easy to achieve in practice. Some relevant open questions still lie ahead; one, in particular, concerns the existence of phase transitions and stationary currents when considering different geometries of the channels and/or of the cavities, or by adding long-range particle interactions. Further challenging mathematical questions concern the investigation of the thermodynamic limit of our model, the relaxation of the

particle system toward a nonequilibrium steady state, which could even exhibit anomalous behavior [33], and applications to the modeling of physical and chemical kinetics.

ACKNOWLEDGMENTS

E.N.M.C. and M.C. thank Karlstad University for its kind hospitality. O.R. is grateful to the Sapienza Università di Roma and the University of L'Aquila for their kind hospitality and thankfully acknowledges partial financial support of the GS Magnussons fond. L.R. has been partially supported by Ministero dell'Istruzione, dell'Università e della Ricerca (MIUR) Grant No. E11G18000350001 "Dipartimenti di Eccellenza 2018-2022." The authors are grateful to the Laboratorio di Calcolo of the Dipartimento di Scienze di Base e Applicate per l'Ingegneria, Sapienza Università di Roma.

APPENDIX: PROBABILISTIC DERIVATION OF STATIONARY CURRENTS

A geometrical argument shows that given n particles uniformly distributed in an urn of area A , having fixed speed v and such that the direction of their velocities is uniformly

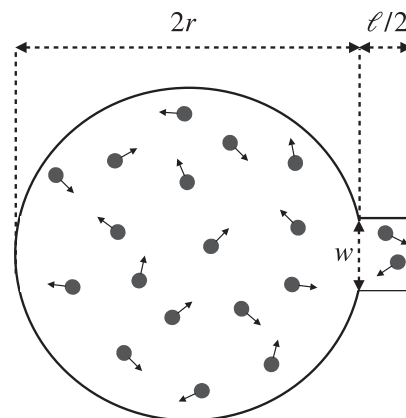


FIG. 6. The billiard table considered in the numerical simulations.

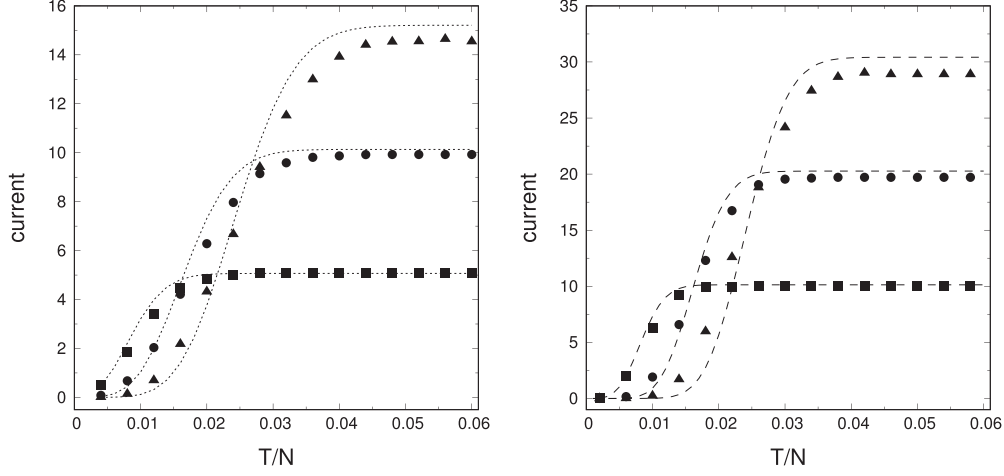


FIG. 7. Stationary currents as functions of T/N , with $N = 500$ and $N = 1000$ (left and right panel, respectively), for $r = \ell = 1$, and $w = 0.1$ (squares), 0.2 (circles), and 0.3 (triangles), numerically obtained from the simulation of the deterministic dynamics. Dotted and dashed lines correspond to the theoretical values of the current with $N = 500$ and $N = 1000$, respectively, obtained from Eq. (A4).

distributed on $[0, 2\pi]$, the typical number of particles that, in a small time interval of length $\delta > 0$, leave the urn and enter a gate of width w and length $\ell/2$ is given by

$$2\left(\frac{n}{2\pi A}\right)w \int_0^{v\delta} \arccos\left(1 - \frac{x}{v\delta}\right) dx = n \frac{wv\delta}{\pi A}. \quad (\text{A1})$$

We call $p_\delta = wv\delta/(\pi A)$ the probability that one particle in the urn enters the gate in the time interval δ and call $\tau = \ell\pi/(4v)$ the typical time needed for a particle to cross it. We then introduce a partition of the time interval τ into segments of length δ .

The probability that s particles enter the gate in the time τ obeys, in the $\delta \rightarrow 0$ limit, the Poisson distribution

$$\frac{\lambda^s}{s!} e^{-\lambda} \quad \text{with} \quad \lambda = n \frac{w\ell}{4A}, \quad (\text{A2})$$

where n is assumed to be so large not to be sensibly affected by the number of particles entering the gate. Therefore, the probability that at most T particles enter the gate in the time

interval τ reads

$$P_\tau = \sum_{s=0}^T \frac{\lambda^s}{s!} e^{-\lambda} = \frac{\Gamma(T+1, \lambda)}{T!}, \quad (\text{A3})$$

where $\Gamma[y, x] = \int_x^\infty t^{y-1} e^{-t} dt$, $y > 0$, is the Euler incomplete Γ function.

We now consider a larger timescale of order t and introduce a coarser partition of the latter into segments of length τ . We have that $P_\tau t/\tau$ corresponds to the typical number of events such that, in each time interval τ , there are at most T particles in the gate. On the other hand, the typical number of particles entering the gate in the time τ , conditioned to the fact that their number be at most T , is equal to $\lambda T \Gamma(T, \lambda) / \Gamma(T+1, \lambda)$. Hence, we find that

$$\frac{\lambda}{\tau} \frac{\Gamma(T, \lambda)}{(T-1)!} t = n \frac{wv}{\pi A} \frac{\Gamma(T, \lambda)}{(T-1)!} t \quad (\text{A4})$$

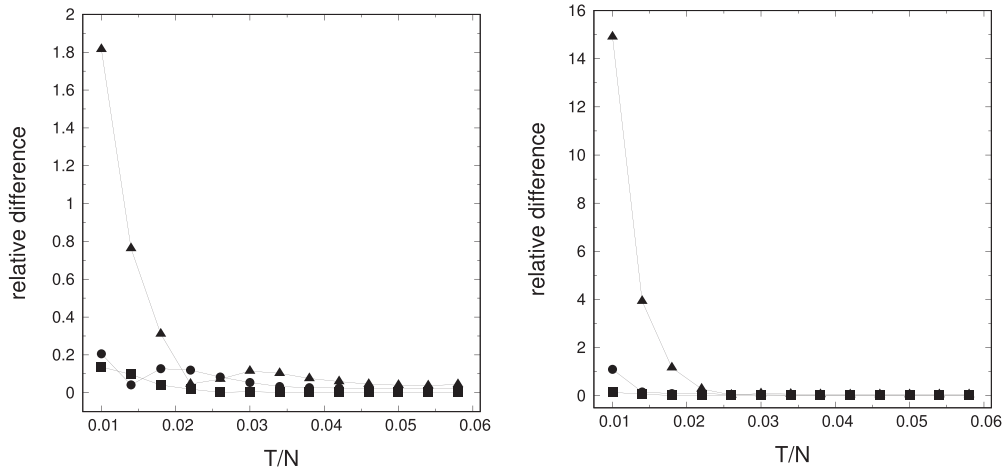


FIG. 8. Difference between the theoretical and the numerical values of the currents, divided by the corresponding theoretical values, as a function of T/N with $N = 500$ and $N = 1000$ (left and right panel, respectively), with the same values of the parameters of Fig. 7.

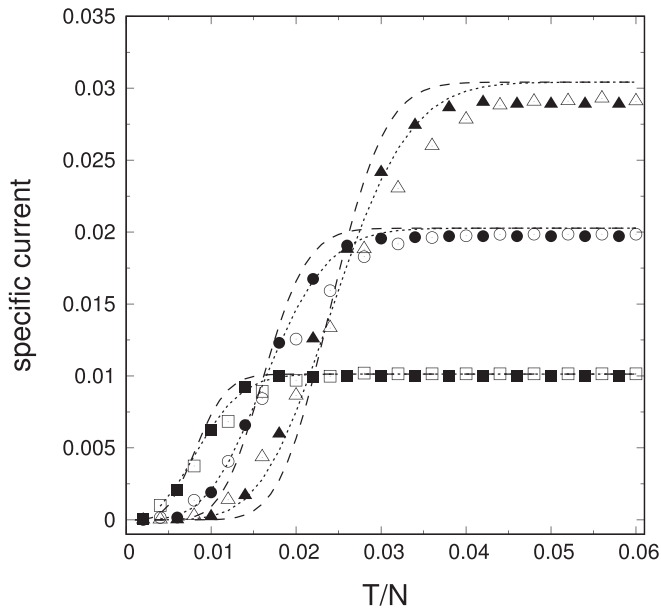


FIG. 9. Stationary currents, rescaled by N , as functions of T/N , with $N = 500$ and $N = 1000$ (open and filled symbols, respectively), with the same values of the parameters of Fig. 7. Dotted and dashed lines correspond to the theoretical values of the current rescaled by N , with $N = 500$ and $N = 1000$, respectively.

yields the typical number of particles that, up to time t , successfully exit the gate without being bounced back by the threshold mechanism [21].

In order to validate the theoretical derivation of the currents, based on these probabilistic arguments, we numerically implemented a deterministic dynamics similar to the one used in the paper. We considered a billiard table made of a single urn and a semichannel, whose right vertical boundary is an elastically reflecting wall; see Fig. 6. Inside the semichannel, a bounce-back mechanism works as described in the paper. Positions and velocities of the n particles are initially taken at random, inside the urn, with uniform distribution.

Such dynamics guarantees that the number of particles in the urn is approximately constant, as it equals n minus the (fluctuating) number of particles in the semichannel. This, hence, permits a direct check of Eq. (A4).

The stationary current departing from the urn is defined as the long time limit of the ratio of the number of collisions against the right vertical boundary of the semichannel to the elapsed time [29].

Figure 7 shows, in particular, the comparison between the theoretical expression of the current, from Eq. (A4), and the numerical values of the stationary current obtained from the simulation of the deterministic dynamics. The discrepancy between the theoretical and the numerical values of the current is highlighted in Fig. 8. As visible from Figs. 7 and 8, the agreement between theory and simulations improves for decreasing values of w and for growing values of T/N : namely, when the ergodicity of the billiard dynamics is restored.

Finally, Fig. 9 highlights the behavior of the *specific current*, i.e., the stationary current divided by N , for different values of N .

- [1] R. Kubo, M. Toda, and N. Hashitsume, *Statistical Physics II. Nonequilibrium Statistical Mechanics* (Springer-Verlag, Berlin, 1991).
- [2] G. P. Morriss and D. J. Evans, *Statistical Mechanics of Nonequilibrium Liquids* (Cambridge University Press, Cambridge, 2008).
- [3] G. Gallavotti, *Nonequilibrium and Irreversibility* (Springer-Verlag, Berlin, 2014).
- [4] L. Bertini, A. De Sole, D. Gabrielli, G. Jona-Lasinio, and C. Landim, Macroscopic fluctuation theory, *Rev. Mod. Phys.* **87**, 593 (2015).
- [5] L. Cerino, F. Cecconi, M. Cencini, and A. Vulpiani, The role of the number of degrees of freedom and chaos in macroscopic irreversibility, *Physica A* **442**, 486 (2016).
- [6] G. Eyink, J. L. Lebowitz, and H. Spohn, Hydrodynamics of stationary non-equilibrium states for some stochastic lattice gas models, *Comm. Math. Phys.* **132**, 253 (1990).
- [7] C. Maes and K. Netočný, Time-reversal and entropy, *J. Stat. Phys.* **110**, 269 (2003).
- [8] U. Marini Bettolo Marconi, A. Puglisi, L. Rondoni, and A. Vulpiani, Fluctuation-dissipation: Response theory in statistical physics, *Phys. Rep.* **461**, 111 (2008).
- [9] L. Conti, P. De Gregorio, G. Karapetyan, C. Lazzaro, M. Pegoraro, M. Bonaldi, and L. Rondoni, Effects of breaking vibrational energy equipartition on measurements of temperature in macroscopic oscillators subject to heat flux, *J. Stat. Mech.* (2013) P12003.
- [10] M. Colangeli, A. De Masi, and E. Presutti, Latent heat and the Fourier law, *Phys. Lett. A* **380**, 1710 (2016).
- [11] T. Bodineau, B. Derrida, and J. L. Lebowitz, A diffusive system driven by a battery or by a smoothly varying field, *J. Stat. Phys.* **140**, 648 (2010).
- [12] Y. Kuramoto, *Chemical Oscillations, Waves and Turbulence*, Springer Series in Synergetics (Springer, Heidelberg, 1984).
- [13] F. Wilczek, Quantum Time Crystals, *Phys. Rev. Lett.* **109**, 160401 (2012).
- [14] J. Zhang, P. W. Hess, A. Kyprianidis, P. Becker, A. Lee, J. Smith, J. Pagano, I.-D. Potirniche, A. C. Potter, A. Vishwanath, N. Y. Yao, and C. Monroe, Observation of a discrete time crystal, *Nature (London)* **543**, 217 (2017).
- [15] R. Eichhorn, P. Reimann, and P. Hänggi, Brownian Motion Exhibiting Absolute Negative Mobility, *Phys. Rev. Lett.* **88**, 190601 (2002).
- [16] A. Ros, R. Eichhorn, J. Regtmeier, T. T. Duong, P. Reimann, and D. Anselmetti, Absolute negative particle mobility, *Nature (London)* **436**, 928 (2005).
- [17] J. Cividini, D. Mukamel, and H. Posch, Driven tracer with absolute negative mobility, *J. Phys. A: Math. Theor.* **51**, 085001 (2018).
- [18] M. Colangeli, A. De Masi, and E. Presutti, Microscopic models for uphill diffusion, *J. Phys. A: Math. Theor.* **50**, 435002 (2017).
- [19] M. Colangeli, C. Giardinà, C. Giberti, and C. Vernia, Nonequilibrium two-dimensional Ising model with stationary uphill diffusion, *Phys. Rev. E* **97**, 030103(R) (2018).

- [20] D. Andreucci, E. N. M. Cirillo, M. Colangeli, and D. Gabrielli, Fick and Fokker–Planck diffusion law in inhomogeneous media, *J. Stat. Phys.* **174**, 469 (2019).
- [21] E. N. M. Cirillo, M. Colangeli, A. Muntean, O. Richardson, and L. Rondoni, Deterministic reversible model of non–equilibrium phase transitions and stochastic counterpart *J. Phys. A: Math. Theor* **53**, 305001 (2020).
- [22] L. A. Bunimovich, On the ergodic properties of nowhere dispersing billiards, *Comm. Math. Phys.* **65**, 295 (1979).
- [23] L. A. Bunimovich and C. P. Dettmann, Open Circular Billiards and the Riemann Hypothesis, *Phys. Rev. Lett.* **94**, 100201 (2005).
- [24] L. A. Bunimovich *et al.*, in *Hard Ball Systems and the Lorentz Gas*, edited by D. Szász, Encyclopaedia of Mathematical Sciences, Vol. 101 (Springer, Berlin, 2000).
- [25] M. Baldovin, L. Caprini, and A. Vulpiani, Irreversibility and typicality: A simple analytical result for the Ehrenfest model, *Physica A* **524**, 422 (2019).
- [26] J. L. Lebowitz, Statistical mechanics: A selective review of two central issues, *Rev. Mod. Phys.* **71**, S346 (1999).
- [27] M. Kac, *Probability and Related Topics in Physical Sciences*, Lectures in Applied Mathematics Vol. 1 (Interscience Publishers, New York, 1959).
- [28] C. Cercignani, *Ludwig Boltzmann: The Man Who Trusted Atoms* (Oxford University Press, Oxford, 2006).
- [29] E. Spohn, *Large Scale Dynamics of Interacting Particles* (Springer-Verlag, Berlin, 1991).
- [30] M. Colangeli, A. De Masi, and E. Presutti, Particle models with self sustained current, *J. Stat. Phys.* **167**, 1081 (2017).
- [31] E. N. M. Cirillo and M. Colangeli, Stationary uphill currents in locally perturbed zero–range processes, *Phys. Rev. E* **96**, 052137 (2017).
- [32] S. R. De Groot and P. Mazur, *Non-Equilibrium Thermodynamics* (Dover Publications, New York, 2011).
- [33] A. Ryabov, Zero-range process with finite compartments: Gentle’s statistics and glassiness, *Phys. Rev. E* **89**, 022115 (2014).