

**Enhanced tuneable rotatory power in a rotating plasma**Renaud Gueroult *LAPLACE, Université de Toulouse, CNRS, INPT, UPS, 31062 Toulouse, France*

Jean-Marcel Rax

*Université de Paris XI–Ecole Polytechnique, LOA-ENSTA-CNRS, 91128 Palaiseau, France*Nathaniel J. Fisch *Department of Astrophysical Sciences, Princeton University, Princeton, New Jersey 08540, USA*

(Received 26 August 2020; accepted 3 November 2020; published 19 November 2020)

The gyrotropic properties of a rotating magnetized plasma are derived analytically. Mechanical rotation leads to a new cutoff for wave propagation along the magnetic field, and polarization rotation above this cutoff is the sum of the classical magneto-optical Faraday effect and the mechanico-optical polarization drag. Exploiting the very large effective group index near the cutoff, we expose here that polarization drag can be  $10^4$  larger than Faraday rotation at GHz frequency. The rotation leads to weak absorption while allowing direct frequency control, demonstrating the unique potential of rotating plasmas for nonreciprocal elements. The very large rotation frequency of a dense non-neutral plasma could enable unprecedented gyrotropy in the THz regime.

DOI: [10.1103/PhysRevE.102.051202](https://doi.org/10.1103/PhysRevE.102.051202)

*Introduction.* Nonreciprocity, that is, the property in certain electromagnetic systems that the field produced by a given source changes if the source and the detector are interchanged, underpins numerous fundamental phenomena (see, e.g., Refs. [1–3]). Nonreciprocal (NR) signal processing elements such as circulators, gyrators, and isolators are also essential for applications where one-way propagation is required. They are notably used in optics to eliminate cross-talk and feedback in lasers [4] and telecommunication networks [5–7], at RF frequencies to enable simultaneous emission and reception from a single antenna (in-band full-duplex wireless) [8] and at microwave frequencies to handle load reflection in thermonuclear fusion high-power heating systems [9].

The development of NR elements has largely relied on the magneto-optical (also known as gyrotropic) properties of ferrites (a nonconductive ferrimagnetic material). In a static magnetic field, ferrites' permeability tensor is nondiagonal at microwave frequencies due to the precession of electrons spin [10,11] while ferrites' permittivity tensor is nondiagonal at optical wavelengths as a result of spin-orbit coupling [12]. Nonzero off-diagonal terms then lead to the well-known Faraday rotation [13], that is, to a nonreciprocal rotation of the polarization of waves propagating along the static magnetic field. These two distinct phenomena and the associated Faraday rotation are respectively the basis for microwave [14,15] and optical [16] ferrite isolators. However, ferrite-based NR elements suffer from shortcomings. First, the NR properties of ferrite-based elements are hardly tuneable. For instance, the length of an isolator is chosen such that a  $45^\circ$  polarization rotation is obtained at a given operating magnetic field and for a given wavelength. Second, the intrinsic losses of ferrites at millimeter and submillimeter wavelengths makes them inapplicable in the rapidly growing terahertz regime. Despite new

ferrite treatments [17] or specifically developed ceramics [18], the issue of tunability remains. These intrinsic limitations of ferrites have motivated the search for alternative NR materials.

An often sought out property in this search for NR materials is enhanced gyrotropy. In natural media, both the electron cyclotron frequency and electron spin precession frequency are typically in the microwave range so that magneto-optical effects tend to be weak at optical frequencies. Enhanced effects make it possible to shorten the propagation length required to yield a given polarization rotation and are thus key for the miniaturization of these devices such as needed for integrated optics [19]. Another rationale for enhanced effects is that the shorter the propagation length, the smaller the losses. Enhanced gyrotropy therefore holds the promise for more compact and lower loss devices.

Among the candidates are metamaterials (MMs) designed to exhibit gyrotropic properties [20,21], which can yield extremely strong rotatory power (polarization rotation per unit length) [22,23] and offer great opportunities for light polarization manipulation [24–26]. However, while some effort has been made to develop MMs with tuneable gyrotropic properties [25,27], MMs' properties are basically set by design. Another possibility is magnetostatically biased graphene [28–30], where the direction of polarization rotation can be controlled through a change in the sign of charged carriers induced by an electric bias [31,32]. However, because graphene is conductive at microwave frequencies, the promise of tuneable graphene-based NR elements is offset by comparatively larger losses.

Another route to create NR elements is moving media [33]. In the laboratory frame, the permittivity tensor of a rotating isotropic dielectric is nondiagonal [34], leading to a NR polarization rotation of a wave propagating along the

rotation axis [35,36]. This phenomena is sometimes referred to as polarization drag or mechanical Faraday rotation. In typical dielectrics, the associated specific rotatory power  $\delta \approx 10^{-5} \text{ rad m}^{-1}$  is extremely small [37], which strongly limits its potential for applications. However, enhancements by a factor  $10^5$  can be achieved by exploiting the very large effective group index  $n_g$  produced by resonant conditions in a ruby window [38] or the extreme angular rotation frequency of a gas of molecular super-rotors [39].

Here, we identify an enhanced gyrotropy effect by mechanical rotation in a plasma. For a modest rotation frequency of a 100 Hz, the specific rotatory power of a rotating magnetized plasma [40] for GHz frequency waves can be  $10^4$  larger than that obtained from the magneto-optic polarization rotation alone absent rotation. Both the frequency and its strength can be tuned by modifying plasma parameters. The comparatively weak losses found in rotating plasmas suggest unprecedentedly high mechanico-optical figure of merit. Importantly, the fast rotation of a dense non-neutral plasma enables enhanced gyrotropy in the THz regime.

*Mechanical polarization rotation in a plasma.* Let us consider a cold and collisionless magnetized plasma in rigid body rotation such that the plasma angular frequency  $\Omega$  and the static magnetic field  $\mathbf{B}_0$  are parallel to the waves' propagation direction  $\hat{\mathbf{z}}$ . Assuming that the dielectric properties in the medium's local rest frame are not modified by rotation, the wave index for right- and left-circularly polarized (RCP and LCP) waves propagating along  $\hat{\mathbf{z}}$  write (see Ref. [34])

$$n_{\text{rcp/lcp}}^2(\omega) = 1 + \bar{\chi}_{\perp}(\omega') \pm \bar{\chi}_{\times}(\omega') - \frac{\Omega}{\omega} [\bar{\chi}_{\times}(\omega') \pm \bar{\chi}_{\parallel}(\omega') \pm \bar{\chi}_{\perp}(\omega')], \quad (1)$$

with  $\bar{\chi}_{\parallel}(\omega) = -\sum \omega_{p\alpha}^2/\omega^2$ ,  $\bar{\chi}_{\perp}(\omega) = \sum \omega_{p\alpha}^2/[\omega_{c\alpha}^2 - \omega^2]$  and  $\bar{\chi}_{\times}(\omega) = \sum \varepsilon_{\alpha} \omega_{c\alpha} \omega_{p\alpha}^2/[\omega(\omega^2 - \omega_{c\alpha}^2)]$  the standard components of the plasma susceptibility tensor  $\bar{\chi}$  in the plasma rest frame and  $\omega' = \omega \mp \Omega$  the Doppler-shifted wave angular frequency. Here the sums run on all plasma species  $\alpha$ ,  $\omega_{p\alpha} = [n_{\alpha} e^2 / (m_{\alpha} \epsilon_0)]^{1/2}$  and  $\omega_{c\alpha} = q_{\alpha} B_0 / m_{\alpha}$  are the plasma and cyclotron angular frequencies, respectively, and  $\varepsilon_{\alpha} = q_{\alpha} / |q_{\alpha}|$ . For a collisionless plasma, the susceptibility is real and propagation is lossless.

The difference in wave index for LCP and RCP waves  $\Delta n(\omega) = n_{\text{lcp}}(\omega) - n_{\text{rcp}}(\omega)$  leads to circular birefringence with a change in polarization angle  $\phi$  (specific rotatory power) governed by

$$\delta = \frac{d\phi(\omega)}{dz} = \frac{\Delta n(\omega) \omega}{2} \frac{\omega}{c}. \quad (2)$$

Absent rotation ( $\Omega = 0$ ), Eq. (1) yields the classical magneto-optical Faraday effect, and polarization rotation stems entirely from the nondiagonal components  $\bar{\chi}_{\times}$  of the rest-frame susceptibility tensor. However, since  $|\bar{\chi}_{\parallel}| \propto \omega^{-2}$ , Eq. (1) shows that there is a cutoff frequency  $\omega_c$  below which one of the CP modes does not propagate when  $\Omega \neq 0$  [34]. Above this mechanically induced cutoff Faraday rotation is supplemented by polarization drag, whereas none of these effects is found below  $\omega_c$ . Assuming  $B_0 > 0$ , the cutoff is for the LCP (RCP) wave if  $\Omega > 0$  ( $\Omega < 0$ ), in which case polarization drag sub-

TABLE I. Baseline plasma parameters and corresponding circular birefringence properties.

Plasma density	$n_e^{\circ}$	$10^{20} \text{ m}^{-3}$
Magnetic field	$B_0^{\circ}$	$10^3 \text{ T}$
Rotation frequency	$\Omega^{\circ}$	$100 \text{ Hz}$
Cutoff frequency	$\omega_c$	$0.1 \text{ GHz}$
Crossover frequency	$\omega^*$	$1 \text{ GHz}$
Enhancement factor	$\gamma$	$10^4$

tracts from (adds to) Faraday rotation. For simplicity, we consider  $\Omega > 0$  and  $B_0 > 0$ .

Equations (1) and (2) show that polarization drag can actually dominate over the intrinsic Faraday rotation if the part of the mechanical contribution to wave indexes that differs for RCP and LCP waves, that is,  $|\Omega[\bar{\chi}_{\parallel}(\omega') + \bar{\chi}_{\perp}(\omega')]/\omega|$ , is greater than the nondiagonal term  $|\bar{\chi}_{\times}(\omega')|$ . From the definition of  $\bar{\chi}$ , this condition is always met for sufficiently low wave frequency since  $|\bar{\chi}_{\parallel}| \propto \omega^{-2}$ , while  $|\bar{\chi}_{\times}(\omega)| \propto \omega$  for  $\omega \ll \omega_{ci}$  (see Ref. [41] for the details on low-frequency dielectric properties of a rotating plasma). Assuming a slowly rotating ( $\Omega \ll \omega$ ) and underdense plasma ( $\omega_{ce} \gg \omega_{pe}$ ) so that  $|\bar{\chi}_{\parallel}(\omega)| \gg \bar{\chi}_{\perp}(\omega)$ , then

$$\delta \sim \frac{\omega}{2nc} \left[ -\bar{\chi}_{\times}(\omega) + \frac{\Omega}{\omega} \bar{\chi}_{\parallel}(\omega) \right] \quad (3)$$

to lowest order in  $\Omega/\omega$  above the cutoff with  $n = (n_{\text{lcp}} + n_{\text{rcp}})/2$ . The first and second terms in the right-hand side bracket are respectively the classical Faraday effect and the polarization drag. The crossover frequency for which these two effects have comparable and opposite amplitudes then is simply written as [41]

$$\omega^* \sim \eta [\Omega \omega_{ce}^3]^{1/4} \propto \Omega^{1/4} B_0^{3/4} \quad (4)$$

with  $\eta^2$  the electron to ion mass ratio. Below this frequency and down to the cutoff frequency

$$\omega_c \sim [\omega_{pe}^2 \Omega]^{1/3} \propto \Omega^{1/3} n_e^{1/3}, \quad (5)$$

mechanical polarization rotation dominates over Faraday rotation. This behavior is confirmed when solving numerically  $\delta$  from Eq. (1), as illustrated in Fig. 1 for the baseline parameters set ( $n_e^{\circ}$ ,  $B_0^{\circ}$ ,  $\Omega^{\circ}$ ) given in Table I. Importantly, note that the particular choice here of  $B_0^{\circ} = 10^3 \text{ T}$  (consistent with state of the art laser-driven capacitor-coil target experiments [42]) is only dictated by the choice of a cutoff of 0.1 GHz, but that this effect can in principle be observed for much weaker magnetic fields, albeit at lower wave frequency.

Equations (4) and (5) reveal two of the promising tunability features of polarization drag in a plasma. First, the frequency band  $[\omega_c, \omega^*]$  over which polarization drag dominates can be broadened by increasing the magnetic field  $B_0$  and, to a lesser extent, the rotation frequency  $\Omega$ . Second, this frequency can be upshifted by increasing the plasma density  $n_0$  or the mechanical rotation frequency  $\Omega$ .

*Enhanced gyrotropy.* Taylor expanding Eq. (1) shows that the wave index difference  $\Delta n = n_l - n_r = -\sqrt{2} + \sqrt{3\varpi}$  to lowest order in  $\varpi = \omega/\omega_c - 1$ . This implies that the specific

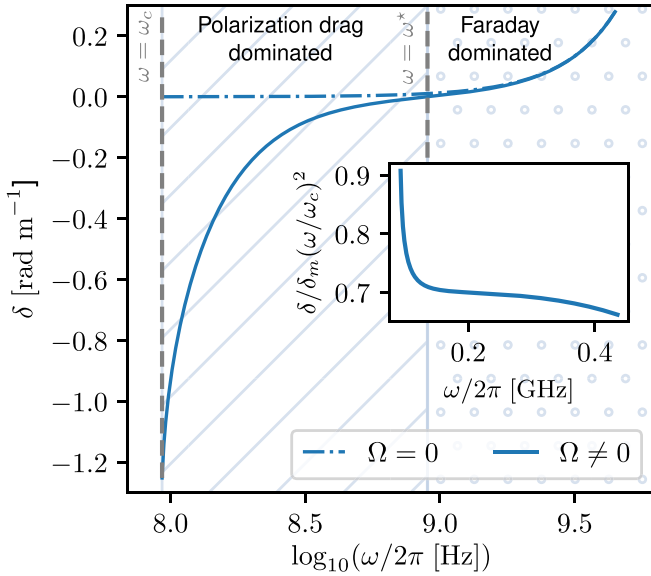


FIG. 1. Polarization rotation by unit length of propagation with and without rotation. Conditions correspond to the baseline parameters given in Table I. A sign reversal and amplification is observed below the crossover frequency  $\omega^*$  in the presence of mechanical rotation ( $\Omega \neq 0$ ). The ion cyclotron frequency  $\omega_{ci}/(2\pi) \approx 15$  GHz is above the frequency band considered here. The inset highlights the  $\delta \propto -\omega^{-2}$  high-frequency scaling of mechanical polarization rotation.

rotatory power  $\delta$  is maximum at the cutoff with

$$\delta_m \doteq |\delta(\omega_c)| \sim \frac{\omega_c}{\sqrt{2}c}. \quad (6)$$

Above the cutoff but below the crossover frequency  $\omega^*$ ,  $|\delta|$  first decreases as  $1 - \sqrt{3\varpi}/2$  while  $\varpi \ll 1$  and then follows the high-frequency asymptotic behavior for mechanical polarization rotation  $\delta \propto -\Omega\omega_{pe}/\omega^2$  as can be seen in the inset in Fig. 1.

To highlight the enhancement produced by mechanical rotation,  $\delta_m$  is to be compared with the specific rotatory power absent of rotation  $\delta_{\Omega=0}(\omega_c)$ . Since  $\bar{\chi}_\times(\omega) \sim -\omega_{pi}^2\omega/\omega_{ci}^3$  for  $\omega \ll \omega_{ci}$ , one gets

$$\gamma \doteq \frac{\delta_m}{\delta_{\Omega=0}(\omega_c)} \sim \frac{1}{\sqrt{2}} \left( \frac{\omega_{ci}}{\omega_{pi}} \right)^2 \frac{\omega_{ci}}{\omega_c} \propto \frac{\eta^2 B_0^2}{\Omega^{1/3} n_e^{4/3}}. \quad (7)$$

For the baseline parameters ( $n_e^\circ$ ,  $B_0^\circ$ ,  $\Omega^\circ$ ) (see Table I), this yields  $\gamma \geq 10^4$ , which is comparable to the enhancement obtained by exploiting resonant conditions in a ruby window [38] or that of a gas of molecular super-rotors [39] but for a mechanical rotation frequency 10 orders of magnitude smaller. Note that this circular birefringence enhancement in a rotating plasma near the cutoff frequency can be interpreted, similarly to the enhancement found using slow light in a ruby window [38], as the effect of a very large effective group index. Indeed, the group velocity  $d\omega/dk$  of the LCP wave tends to zero as  $\omega$  approaches  $\omega_c$  [41].

Since  $\delta_m \propto \omega_c$ , the specific rotatory power can also be controlled online through the rotation frequency  $\Omega$  and the plasma density  $n_e$ . Quantitatively,  $\delta_m \approx 1$  rad  $m^{-1}$  for the baseline parameters ( $n_e^\circ$ ,  $B_0^\circ$ ,  $\Omega^\circ$ ), which is again comparable to that

obtained by exploiting slow light conditions in a ruby window [38] or the extremely large rotation of molecular super-rotors [39]. Also, while such specific rotatory power values are well below those obtained at THz frequency, for instance, on epitaxial HgTe thin films ( $\approx 10^6$  rad  $m^{-1}$ ) [43] or in graphene ( $\approx 10^8$  rad  $m^{-1}$ ) [28], magnetized plasma channels' length can be much longer than the thickness  $d$  of these media. In terms of achievable rotation angle  $\theta = \delta d$ , the weaker specific rotatory power in plasmas is thus partly offset by a longer propagation length. Quantitatively, one gets  $\theta \approx 10^{-3}$  rad for a mm long plasma channel [42] with parameters ( $n_e^\circ$ ,  $B_0^\circ$ ,  $\Omega^\circ$ ) versus  $\theta \approx 1$  rad in epitaxial HgTe thin films or graphene, and the frequency scaling displayed in Eq. (6) suggests that this gap would be further reduced for higher frequency operation.

*Low loss.* In NR components, losses are often characterized by the absorption coefficient  $\alpha(\omega)$  which is related to the transmission  $T$  through  $T = \exp[-\alpha(\omega)d]$ , with  $d$  the propagation length. In many NR media, losses can be significant. In permanent magnets, for instance,  $\alpha$  grows with  $\omega$  and  $\alpha d \geq 1$  for  $\omega/(2\pi) \geq 0.3$  THz [44]. Similarly, the structure of graphene metasurface can be designed to maximize transmission at a given frequency, but transmission drops drastically out of this frequency band ( $T < 0.3$  for  $|\Delta\omega|/\omega \geq 1\%$ ) [45].

In contrast, losses in a rotating plasma are small. In a fully ionized plasma away from resonances, losses result from Coulomb collisions [46]. For  $\zeta = \omega/\omega_{ci} \ll 1$ , to lowest order in  $\zeta$ , the imaginary part of the  $n_{\text{rep}/\text{lep}}^2$  in Eq. (1) comes from  $\text{Im}(\bar{\chi}_{\parallel}) = -\text{Re}(\bar{\chi}_{\parallel})v_{ei}/\omega$  with  $v_{ei}$  the electron-ion collision frequency [41]. By Taylor expanding Eq. (1) for complex valued susceptibilities, one gets the wave index for LCP and RCP wave at the cutoff

$$n_l(\omega_c) \sim (1+i)\sqrt{\tau} \quad \text{and} \quad n_r(\omega_c) \sim \sqrt{2}\left(1 - \frac{i\tau}{2}\right), \quad (8)$$

where we assumed  $\tau = v_{ei}/(2\omega_c) \ll 1$ . Taking  $v_{ei}$  as the standard Lorentz collision frequency, one finds that this last condition is verified for the baseline parameters given in Table I as long as the electron temperature  $T_e \geq 20$  eV. Solving numerically Eq. (1) for the absorption coefficient  $\alpha(\omega) = 2\omega \text{Im}[n(\omega)]/c$  shows, as plotted in Fig. 2, that this condition further ensures  $\alpha \ll 1$   $m^{-1}$ . Note that  $\alpha$  and thus  $T$  decrease with frequency above the cutoff, which is in contrast with the rapid drop of transmission observed in permanent magnets [44] and graphene [45]. Note also from Eq. (8) that  $\text{Im}(n)$  at the cutoff differs for LCP and RCP. This difference will lead to circular dichroism, in addition to the circular birefringence induced by the difference in the real part of wave indexes. However, Fig. 2 shows that this will only occur in a narrow frequency band over the cutoff and will have limited effect. Indeed, the ellipticity per unit length  $\psi = \text{Im}[\Delta n(\omega)]\omega/(2c) = \Delta\alpha/4$  is at least 10 times smaller than  $\delta$  for  $T_e = 20$  eV, and the ratio  $\psi/\delta$  decreases as  $T_e^{-3/4}$ .

*High figure of merit.* A commonly used figure of merit (FOM) to compare the NR performances of different media is  $\zeta = \theta\sqrt{T}$  with  $\theta$  is the rotation angle in rad, which combines information on specific rotatory power and losses. From Eq. (6), the FOM in a rotating plasma at the cutoff is

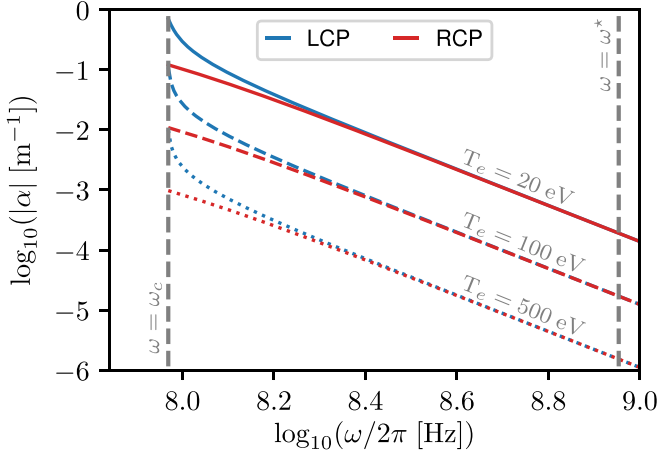


FIG. 2. Absorption coefficient  $\alpha = 2\omega \text{Im}[n(\omega)]/c$  for RCP and LCP normal modes as a function of frequency and for different plasma temperature.  $\alpha \geq 0$  ( $\alpha \leq 0$ ) for the LCP (RCP). Baseline plasma parameters are given in Table I.

written as

$$\zeta(\omega = \omega_c) \sim \frac{\omega_c}{\sqrt{2}c} d \exp\left[-\frac{\omega_c \sqrt{\tau} d}{c}\right]. \quad (9)$$

Equation (9) underlines two key advantages of rotating plasmas. First, since  $\alpha(\omega)$  peaks at the cutoff, both the polarization angle  $\theta$  and transmission  $T$  increase with  $\omega_c$ , favoring high-frequency operation. Second, the thickness  $d$  in a plasma is a free parameter which can be chosen to maximize  $\zeta$ . This is illustrated in Fig. 3, where the FOM is plotted as a function of the losses parameter  $\tau$  and the product of the cutoff frequency times propagation length  $d$ . One finds that  $\zeta$  indeed

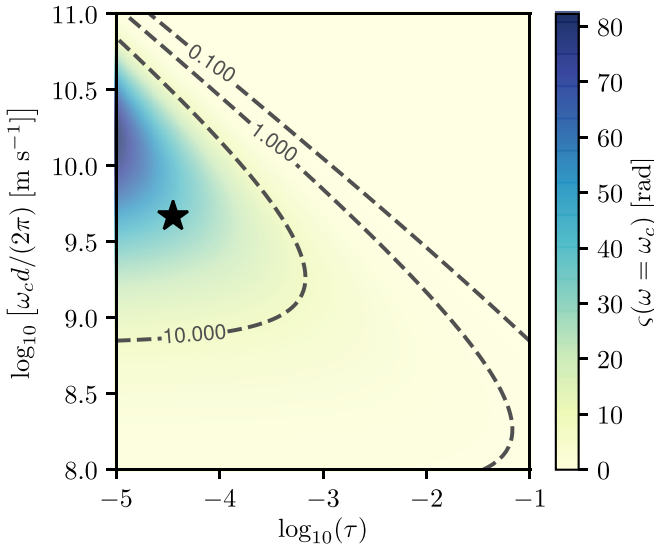


FIG. 3. Figure of merit  $\zeta$  at the cutoff as a function of the product  $\omega_c d$  of the cutoff frequency times the length and of the collision frequency normalized by the cutoff frequency  $\tau = v_{ei}/(2\omega_c)$ . The star symbol ( $\zeta \approx 40$ ) corresponds to THz operation for the plasma parameters ( $n_e^T, B_0^T, \Omega^T$ ) given in Table II,  $T_e = 5$  eV and  $d = 5$  mm.

TABLE II. Plasma parameters for THz operation and corresponding circular birefringence properties.

Electron density	$n_e^T$	$10^{23} \text{ m}^{-3}$
Magnetic field	$B_0^T$	$10^3 \text{ T}$
Rotation frequency	$\Omega^T$	$10^{11} \text{ Hz}$
Cutoff frequency	$\omega_c$	$1 \text{ THz}$
Specific rotatory power	$\delta$	$10^4 \text{ rad m}^{-1}$

first grows with  $d$  until reaching a maximum, past which it starts decreasing.

*Opportunities for THz operation.* Since  $\omega_c \sim [\omega_{pe}^2 \Omega]^{1/3}$ , high-frequency operation requires fast rotation and dense plasmas. While kHz rotation has been achieved in plasmas as a result of cross-field drift [47] or cross-field current [48] and MHz rotation could possibly be produced by ionizing a rapidly rotating gas [49,50], it is likely insufficient for operation beyond a few GHz. Quantitatively, THz operation requires  $\Omega^T/(2\pi) \geq 10^{11} \text{ Hz}$  for a plasma density  $n_e^T = 10^{23} \text{ m}^{-3}$  which appears impractical in a neutral plasma. On the other hand, it happens that  $\Omega^T$  is precisely the angular rotation frequency of a non-neutral plasma with  $n_e^T \gg n_i^T$ . Due to its space-charge radial electric field, a non-neutral plasma indeed naturally rotates at  $\Omega = \omega_{pe}^2/(2\omega_{ce})$  [51].

Although the detailed properties of polarization drag differ slightly in the case of a non-neutral plasma, the enhancement of polarization rotation above the cutoff angular frequency  $\omega_c \sim [\omega_{pe}^2 \Omega]^{1/3}$  holds in an electron-dominated plasma [41]. Owing to the frequency dependence of  $\delta_m$  shown in Eq. (6), THz operation for the parameters given in Table II would then yield a giant polarization drag with  $\delta \geq 10^4 \text{ rad m}^{-1}$ . In these conditions, propagation over a distance  $d_0 = 0.1 \text{ mm}$  would produce a  $\pi/4$  polarization rotation.

While such specific rotatory powers remain lower than the state-of-the-art at THz frequencies on epitaxial HgTe thin films [43] or in graphene [28], the low losses exhibited by plasmas translate into significantly larger FOM. This is particularly true at high frequency (i.e., high  $\omega_c$ ) since  $\zeta$  depends on  $\tau = v_{ei}/(2\omega_c)$  and in a non-neutral plasma since  $v_{ei}$  is proportional to  $n_i$ . For the parameters given in Table II, a 5-mm-long plasma yields  $\theta \approx 90 \text{ rad}$ , and an electron temperature  $T_e \approx 20 \text{ eV}$  is then enough to reach  $\zeta \approx 45 \text{ rad}$  (star symbol in Fig. 3) for  $n_e/n_i = 100$ . This is already significantly larger than the best values  $\zeta \leq 1 \text{ rad}$  achieved in permanent magnets [44] and graphene metasurfaces [45], and higher  $\zeta$  up to  $\theta$  could be produced in plasma at higher electron temperatures or higher density asymmetry ratios  $n_e/n_i$ .

Finally, while producing such plasmas remains to be demonstrated experimentally, note that it is at least energetically feasible. Considering for simplicity a spherically symmetric volume, a non-neutral plasma of radius  $a = 1 \text{ mm}$  and density  $n_e^T$  has a net charge  $Q \approx 10^{-4} \text{ C}$ , and the energy required to excavate this charge from an originally neutral plasma is  $\mathcal{E} \propto Q^2/a \approx 10^4 \text{ J}$ . The multi-kJ lasers available on high energy density plasma (HEDP) platforms [52–54] could thus in principle produce non-neutral plasmas in volumes larger than  $d_0^3$  ( $d_0 \sim a/10$ ) as needed for THz operation.

*Conclusions.* We identified that the mechanical rotation of a magnetized plasma enhances circular birefringence. An

additional cutoff for propagation along the magnetic field is produced, so that polarization drag can be orders of magnitude larger than the classical magneto-optical (Faraday) rotation at GHz frequency. This effect, akin to that previously observed using slow light in a rotating solid dielectric [38], can be explained as the result of a very large effective group index.

We also demonstrated that both the cutoff frequency and the specific rotatory power can be controlled through the plasma angular rotation frequency and the plasma density. In considering collisional damping in a plasma, we further showed that the weak collisional absorption in a plasma compared to alternative nonreciprocal materials is expected to lead to a favorable mechanico-optical figure of merit.

Finally, building on our finding that the specific rotatory power grows linearly with the cutoff frequency, we inferred

that a rotating magnetized plasma could offer unprecedented nonreciprocal capability in the THz regime. We suggest that THz operation could be achieved by leveraging the very large rotation naturally arising in a dense non-neutral plasma.

Hence, the present Rapid Communication reveals the unique nonreciprocal properties of rotating magnetized plasmas and paves the way for demonstrating experimentally polarization drag effects in a plasma. These results also provide the basis for the development of tuneable and reconfigurable nonreciprocal systems using rotating plasmas. In uniquely enabling real-time tuning to adapt to a change in wave frequency  $\omega$ , a rotating plasma could, for instance, provide the foundations for a compact wavelength-agile THz isolator.

*Acknowledgment.* This work was supported, in part, by Grant No. DOE NNSA DE-NA0003871.

- 
- [1] R. J. Potton, *Rep. Prog. Phys.* **67**, 717 (2004).
- [2] A. Drezet and C. Genet, Reciprocity and optical chirality, in *Singular and Chiral Nanoplasmonics*, edited by S. Boriskina and N. I. Zheludev (Jenny Stanford Publishing, New York, 2014), 1st ed., Chap. 2, pp. 57–96.
- [3] C. Caloz, A. Alù, S. Tretyakov, D. Sounas, K. Achouri, and Z.-L. Deck-Léger, *Phys. Rev. Appl.* **10**, 047001 (2018).
- [4] K. Petermann, *IEEE J. Sel. Topics Quantum Electron.* **1**, 480 (1995).
- [5] M. Shirasaki and K. Asama, *Appl. Opt.* **21**, 4296 (1982).
- [6] L. Bi, J. Hu, P. Jiang, D. H. Kim, G. F. Dionne, L. C. Kimerling, and C. A. Ross, *Nat. Photon.* **5**, 758 (2011).
- [7] L. Fan, J. Wang, L. T. Varghese, H. Shen, B. Niu, Y. Xuan, A. M. Weiner, and M. Qi, *Science* **335**, 447 (2012).
- [8] N. Reiskarimian and H. Krishnaswamy, *Nat. Commun.* **7**, 11217 (2016).
- [9] H. V. Dixit, A. R. Jadhav, Y. M. Jain, A. N. Cheeran, V. Gupta, and P. Sharma, *Fusion Eng. Des.* **119**, 51 (2017).
- [10] C. L. Hogan, *Rev. Mod. Phys.* **25**, 253 (1953).
- [11] J. D. Adam, L. E. Davis, G. F. Dionne, E. F. Schloemann, and S. N. Stitzer, *IEEE Trans. Microw. Theory. Tech.* **50**, 721 (2002).
- [12] G. F. Dionne, G. A. Allen, P. R. Haddad, C. A. Ross, and B. Lax, *Lincoln Lab. J.* **15**, 323 (2005).
- [13] M. Faraday, *Philos. Trans. Royal Soc. London* **136**, 1 (1846).
- [14] C. L. Hogan, *Bell Syst. Tech. J.* **31**, 1 (1952).
- [15] A. L. Morris, *Proc. IEE, Part B* **104**, 383 (1957).
- [16] L. J. Aplet and J. W. Carson, *Appl. Opt.* **3**, 544 (1964).
- [17] C. Yu, Y. Zeng, B. Yang, R. Wyld, R. Donnan, J. Wu, J. Xu, F. Gao, I. Abrahams, M. Reece, and H. Yan, *Appl. Phys. Lett.* **112**, 143501 (2018).
- [18] C. Yu, Y. Zeng, B. Yang, R. Donnan, J. Huang, Z. Xiong, A. Mahajan, B. Shi, H. Ye, R. Binions, N. V. Tarakina, M. J. Reece, and H. Yan, *Sci. Rep.* **7**, 6639 (2017).
- [19] D. Dai, J. Bauters, and J. E. Bowers, *Light Sci. Appl.* **1**, e1 (2012).
- [20] T. Kodera, D. L. Sounas, and C. Caloz, *Appl. Phys. Lett.* **99**, 031114 (2011).
- [21] V. K. Kalev, J. J. Baumberg, C. Sibilia, and T. Verbiest, *Adv. Mat.* **25**, 2517 (2013).
- [22] M. Kuwata-Gonokami, N. Saito, Y. Ino, M. Kauranen, K. Jefimovs, T. Vallius, J. Turunen, and Y. Svirko, *Phys. Rev. Lett.* **95**, 227401 (2005).
- [23] A. V. Rogacheva, V. A. Fedotov, A. S. Schwanecke, and N. I. Zheludev, *Phys. Rev. Lett.* **97**, 177401 (2006).
- [24] L. Cong, W. Cao, Z. Tian, J. Gu, J. Han, and W. Zhang, *New J. Phys.* **14**, 115013 (2012).
- [25] D. Floess, J. Y. Chin, A. Kawatani, D. Dregely, H.-U. Habermeier, T. Weiss, and H. Giessen, *Light Sci. Appl.* **4**, e284 (2015).
- [26] C. J. Firby, P. Chang, A. S. Helmy, and A. Y. Elezzabi, *ACS Photon.* **3**, 2344 (2016).
- [27] Y. Zhu, X. Hu, Z. Chai, H. Yang, and Q. Gong, *Appl. Phys. Lett.* **106**, 091109 (2015).
- [28] I. Crassee, J. Levallois, A. L. Walter, M. Ostler, A. Bostwick, E. Rotenberg, T. Seyller, D. van der Marel, and A. B. Kuzmenko, *Nat. Phys.* **7**, 48 (2010).
- [29] D. L. Sounas and C. Caloz, *Appl. Phys. Lett.* **98**, 021911 (2011).
- [30] M. Tamagnone, C. Moldovan, J.-M. Pomirol, A. B. Kuzmenko, A. M. Ionescu, J. R. Mosig, and J. Perruisseau-Carrier, *Nat. Commun.* **7**, 11216 (2016).
- [31] D. L. Sounas and C. Caloz, *IEEE Trans. Microw. Theory. Tech.* **60**, 901 (2012).
- [32] J.-M. Pomirol, P. Q. Liu, T. M. Slipchenko, A. Y. Nikitin, L. Martin-Moreno, J. Faist, and A. B. Kuzmenko, *Nat. Commun.* **8**, 14626 (2017).
- [33] J. D. Jackson, *Classical Electrodynamics*, 2nd ed. (Wiley, New York, 1975).
- [34] R. Gueroult, Y. Shi, J.-M. Rax, and N. J. Fisch, *Nat. Commun.* **10**, 3232 (2019).
- [35] E. Fermi, *Rend. Mat. Acc. Lincei* **32**, 115 (1923); reprinted in *Collected Papers* (University of Chicago Press, Chicago, 1962), Vol. 1.
- [36] M. A. Player, *Proc. R. Soc. London, Ser. A* **349**, 441 (1976).

- [37] R. V. Jones, *Proc. R. Soc. London, Ser. A* **349**, 423 (1976).
- [38] S. Franke-Arnold, G. Gibson, R. W. Boyd, and M. J. Padgett, *Science* **333**, 65 (2011).
- [39] U. Steinitz and I. S. Averbukh, *Phys. Rev. A* **101**, 021404(R) (2020).
- [40] B. Lehnert, *Nucl. Fusion* **11**, 485 (1971).
- [41] See Supplemental Material at <http://link.aps.org/supplemental/10.1103/PhysRevE.102.051202> for a discussion of the dielectric properties of a rotating magnetized plasma.
- [42] J. J. Santos, M. Bailly-Grandvaux, L. Giuffrida, P. Forestier-Colleoni, S. Fujioka, Z. Zhang, P. Korneev, R. Bouillaud, S. Dorard, D. Batani, M. Chevrot, J. E. Cross, R. Crowston, J.-L. Dubois, J. Gazave, G. Gregori, E. d'Humières, S. Hulin, K. Ishihara, S. Kojima, E. Loyez, J.-R. Marquès, A. Morace, P. Nicolai, O. Peyrusse, A. Poyé, D. Raffestin, J. Ribolzi, M. Roth, G. Schaumann, F. Serres, V. T. Tikhonchuk, P. Vacar, and N. Woolsey, *New J. Phys.* **17**, 083051 (2015).
- [43] A. M. Shuvaev, G. V. Astakhov, A. Pimenov, C. Brüne, H. Buhmann, and L. W. Molenkamp, *Phys. Rev. Lett.* **106**, 107404 (2011).
- [44] M. Shalaby, M. Peccianti, Y. Ozturk, and R. Morandotti, *Nat. Commun.* **4**, 1558 (2013).
- [45] J. Qin, S. Xia, K. Jia, C. Wang, T. Tang, H. Lu, L. Zhang, P. Zhou, B. Peng, L. Deng, and L. Bi, *APL Photon.* **3**, 016103 (2018).
- [46] G. D. Fleishman and I. N. Toptygin, *Cosmic Electrodynamics* (Springer, New York, 2013).
- [47] A. A. Ivanov and V. V. Prikhodko, *Plasma Phys. Control. Fusion* **55**, 0630001 (2013).
- [48] K. Flanagan, J. Milhone, J. Egedal, D. Endrizzi, J. Olson, E. E. Peterson, R. Sassella, and C. B. Forest, *Phys. Rev. Lett.* **125**, 135001 (2020).
- [49] U. Steinitz, Y. Prior, and I. S. Averbukh, *Phys. Rev. Lett.* **109**, 033001 (2012).
- [50] D. Kaganovich, B. Hafizi, L. A. Johnson, and D. F. Gordon, *J. Opt. Soc. Am. B* **37**, 2104 (2020).
- [51] R. C. Davidson, *Physics of Nonneutral Plasmas* (Imperial College Press, London, 2001).
- [52] L. Waxer, D. Maywar, J. Kelly, T. Kessler, B. Kruschwitz, S. Loucks, R. McCrory, D. Meyerhofer, S. Morse, C. Stoeckl, and J. Zuegel, *Opt. Photon. News* **16**, 30 (2005).
- [53] C. A. Haynam, P. J. Wegner, J. M. Auerbach, M. W. Bowers, S. N. Dixit, G. V. Erbert, G. M. Heestand, M. A. Henesian, M. R. Hermann, K. S. Jancaitis, K. R. Manes, C. D. Marshall, N. C. Mehta, J. Menapace, E. Moses, J. R. Murray, M. C. Nostrand, C. D. Orth, R. Patterson, R. A. Sacks, M. J. Shaw, M. Spaeth, S. B. Sutton, W. H. Williams, C. C. Widmayer, R. K. White, S. T. Yang, and B. M. V. Wouterghem, *Appl. Opt.* **46**, 3276 (2007).
- [54] N. Blanchot, G. Behar, T. Berthier, E. Bignon, F. Boubault, C. Chappuis, H. Coïc, C. Damiens-Dupont, J. Ebrardt, Y. Gautheron, P. Gibert, O. Hartmann, E. Hugonnot, F. Laborde, D. Lebeaux, J. Luce, S. Montant, S. Noailles, J. Néauport, D. Raffestin, B. Remy, A. Roques, F. Sautarel, M. Sautet, C. Sauteret, and C. Rouyer, *Plasma Phys. Control. Fusion* **50**, 124045 (2008).