

## Applying constrained simulations for low temperature lattice QCD at finite baryon chemical potential

G. Endrődi,<sup>1</sup> Z. Fodor,<sup>2,3,4</sup> S. D. Katz,<sup>4,5</sup> D. Sexty,<sup>2,3,4</sup> K. K. Szabó,<sup>2,3</sup> and Cs. Török<sup>3,4,5</sup>

<sup>1</sup>*Institute for Theoretical Physics, Goethe University of Frankfurt, Max-von-Laue-Str. 1, 60438 Frankfurt am Main*

<sup>2</sup>*Department of Physics, Wuppertal University, Gausstrasse 20, D-42119 Wuppertal, Germany*

<sup>3</sup>*IAS/JSC, Forschungszentrum Jülich, D-52425 Jülich, Germany*

<sup>4</sup>*Institute for Theoretical Physics, Eötvös University,*

*Pázmány Peter sétány 1/A, H-1117 Budapest, Hungary*

<sup>5</sup>*MTA-ELTE Lendület Lattice Gauge Theory Research Group, Budapest, Hungary*



(Received 24 July 2018; published 15 October 2018)

We study the density of states method as well as reweighting to explore the low temperature phase diagram of QCD at finite baryon chemical potential. We use four flavors of staggered quarks, a tree-level Symanzik-improved gauge action, and four stout smearing steps on lattices with  $N_s = 4, 6, 8$  and  $N_t = 6-16$ . We compare our results to that of the phase quenched ensemble and also determine the pion and nucleon masses. In the density of states approach, we apply pion condensate or gauge action density fixing. We find that the density of states method performs similarly to reweighting. At  $T \approx 100$  MeV, we find an indication of the onset of the quark number density at around  $\mu/m_N \sim 0.16-0.18$  on  $6^4$  lattices at  $\beta = 2.9$ .

DOI: [10.1103/PhysRevD.98.074508](https://doi.org/10.1103/PhysRevD.98.074508)

### I. INTRODUCTION

Understanding the phase diagram of QCD is important for high energy physics, nuclear physics and astrophysics as well. Lattice QCD provides reliable information about QCD in nonperturbative regions and was used e.g., to determine the nature of the chiral phase transition at zero density, which was found to be an analytic crossover [1]. Applying lattice QCD to finite baryon density, however, is hindered by the so-called sign problem. The introduction of nonzero baryon chemical potential makes the Boltzmann factor appearing in the path integral complex, and thus the standard Monte Carlo algorithm based on importance sampling cannot be applied. To circumvent this problem, several methods have been devised. However, these methods seem to have a limited range of applicability in their present status. For a review, see Refs. [2–9].

In this paper, we study the density of states method (DoS), which was proposed in Ref. [10] for the three-dimensional Ising model. Briefly, the method advises the calculation of the histogram of the energy by using constrained simulations. Using the results of these constrained

simulations, one can then build the histogram and use it to calculate the expectation values of other observables as well. We will discuss the method in detail in Sec. II. Soon after its proposal, it was applied for models with complex actions [11] and also to finite density QCD at infinite gauge coupling in Ref. [12]. Later, the method was used to gain information on the phase structure of QCD at finite gauge couplings. Reference [13] studied the flavor number dependence of the results with this method at zero chemical potential. In Ref. [14], the method was used in four-flavor staggered QCD mainly at  $4^4, 6^4$  lattices at various quark masses, using the Wilson(/plaquette) action, while Ref. [15] used the method for two flavors of p4-improved staggered quarks at  $16^3 \times 4$  lattices. However, both works used certain approximations.

Besides studying QCD, the method was used and thoroughly investigated in other models like compact QED [16], random matrix models [17–20], Z(N) spin models [21–23], SU(2) and U(1) models [24], two-color heavy-quark QCD [25], the SU(3) model with static color charges [26], etc. In recent years, new improvements, like the LLR algorithm [24] and the functional fit approach [22] have been developed. The former uses an iterative procedure, while the latter a sequence of one-parameter fits to reduce the statistical error of the histogram.

In our present work, we employ the DoS for QCD with  $N_f = 4$  flavors of staggered quarks. Besides applying it in its standard form without any approximations, we

---

*Published by the American Physical Society under the terms of the Creative Commons Attribution 4.0 International license. Further distribution of this work must maintain attribution to the author(s) and the published article's title, journal citation, and DOI. Funded by SCOAP<sup>3</sup>.*

investigate also the possibility of improving the results based on insights from the expected low temperature behavior of QCD.

It has been known for a long time (see e.g., Ref. [27]) that in zero temperature QCD at finite baryon chemical potential (QCD<sub>B</sub>), the quark number density should be zero until the quark chemical potential ( $\mu$ ) reaches the first excitation energy,  $M_N/3 - E_B$ . Here,  $M_N$  is the mass of the lightest baryon, the nucleon, and  $E_B$  is the binding energy of nuclear matter. Early attempts to reproduce this phenomenological expectation have revealed that the onset is at a lower chemical potential, around  $m_\pi/2$  [28]. It is also believed that the sign problem becomes severe if  $\mu$  goes beyond  $m_\pi/2$ . In order to clarify this conflict, several attempts have been made [29–35]. These works used either reweighting from  $\mu = 0$  or the quenched or the phase quenched approximations. However, the phase quenched theory is equivalent to QCD at finite isospin chemical potential (QCD<sub>I</sub>) [36,37], while the quenched theory is the zero-flavor limit of this. The onset at  $\mu = m_\pi/2$  can then be interpreted as the consequence of pion condensation in QCD<sub>I</sub>. In other words, by doing a phase quenched simulation at  $\mu > m_\pi/2$ , the ground state of the phase quenched theory is very different from the ground state of the full theory, since in the former case pion condensation takes place above  $m_\pi/2$  while in the full theory no pion condensation should occur. Thus, in this case, one generates unimportant configurations when one uses the phase quenched ensemble as the “source” ensemble for reweighting to “target” ensemble QCD at baryon chemical potential. To overcome this difficulty, we mention a particular idea, that was proposed in random matrix theory (RMT) [20], where the situation is very similar to the case of QCD. Reference [20] states that doing constrained simulations and suppressing the pion condensation reduces the overlap problem and makes the sign problem milder in RMT. We investigate whether similar improvements can cure the problems in QCD, and we focus primarily on the low temperature region of the phase diagram.

The organization of the paper is as follows. In Sec. II, we first review the density of states method in general (Sec. II A), then discuss the method applied for QCD and also give the definitions of the lattice actions and observables we use (Secs. II B and II C). In Sec. III, we present our numerical results regarding the density of states method and compare it to the results of reweighting from the phase quenched theory. Section IV contains the conclusions.

## II. DENSITY OF STATES METHOD

### A. Formulation of the method

Suppose we have an arbitrary quantum field theory with quantum fields  $\Phi$  and action  $S[\Phi]$ . Then, in the path integral formalism, the partition function is

$$Z = \int D\Phi e^{-S[\Phi]}, \quad (1)$$

where all fields are symbolized with  $\Phi$  in this compact notation. So, in the case of QCD, we include gauge and fermion fields in  $\Phi$  as well. Now, we can insert a real Gaussian integral in the path integral since it changes only the overall normalization of the integral

$$Z = \int D\Phi e^{-S[\Phi]} N \int dx e^{-\frac{\gamma\Omega}{2}(Q[\Phi]-x)^2}, \quad (2)$$

where we parametrized the Gaussian with  $\gamma$  and  $x$  and  $\Omega$  is the 4-volume of the system.  $N \propto \sqrt{\gamma\Omega}$  is an irrelevant normalization factor, and the operator  $Q$  can be any operator of the theory. Interchanging the order of integrations, we can write

$$Z = \int dx \int D\Phi N e^{-S[\Phi] - \frac{\gamma\Omega}{2}(Q[\Phi]-x)^2}. \quad (3)$$

Then, if  $Q$  is chosen to be the energy and  $\gamma \rightarrow \infty$ , the Gaussian approximates a Dirac- $\delta$ , and the second integral gives what is conventionally called in condensed matter physics the density of states. The partition function then naturally shows up as the integral of the density of states over all possible values of the energy. It is also common to call the second integral of Eq. (3) the density of states for a finite value of  $\gamma$  and any operator  $Q$ .

Naturally, when doing Monte Carlo simulations, we use a finite value of  $\gamma$ , and one can think of the exponent of the Gaussian as a potential term added to the action. This term then constrains the value of  $Q$  close to the minimum of that potential, which is likely to be near  $x$ , when  $\gamma$  is large enough.

For our purposes, we need to be even more general to include a reweighting factor in the method to use it for nonreal actions. We can write  $\exp\{-S[\Phi]\} = w[\Phi]g[\Phi]$ , where we isolate a positive part  $g[\Phi]$ , that can be used for Monte Carlo simulations. Then, the definition of the density of states is

$$\rho(x) = \int D\Phi g[\Phi] e^{-\frac{\gamma\Omega}{2}(Q[\Phi]-x)^2}. \quad (4)$$

Expectation values can then be written as

$$\begin{aligned} \langle O \rangle &= \frac{1}{Z} \int D\Phi e^{-S[\Phi]} O[\Phi] \\ &= \frac{\int D\Phi O[\Phi] w[\Phi] g[\Phi] \int dx e^{-\frac{\gamma\Omega}{2}(Q[\Phi]-x)^2}}{\int D\Phi w[\Phi] g[\Phi] \int dx e^{-\frac{\gamma\Omega}{2}(Q[\Phi]-x)^2}} \\ &= \frac{\int dx \rho(x) \langle O w \rangle_x}{\int dx \rho(x) \langle w \rangle_x}, \end{aligned} \quad (5)$$

where the expectation value with the subscript  $x$  refers to the expectation value in the constrained ensemble with that specific  $x$  value, according to

$$\langle A \rangle_x = \frac{1}{\rho(x)} \int D\Phi A[\Phi] g[\Phi] e^{-\frac{\gamma\Omega}{2}(Q[\Phi]-x)^2} \quad (6)$$

for an operator  $A$ . As one can observe,  $\rho(x)$  is the partition function in the constrained ensemble with weight  $g[\Phi]$ . As was mentioned above, in the limit  $\gamma \rightarrow \infty$ ,  $\rho(x)$  measures the histogram of the operator  $Q$ . Direct measurement of the histogram would be very challenging as rarely visited bins will have very bad signal-to-noise ratio [the statistical errors are proportional to  $\sqrt{\rho(x)}$ ]. Using finite  $\gamma$  means a smearing of the histogram on the scale  $1/\gamma$ . For a large enough value of  $\gamma$ ,  $\rho(x)$  will have a maximum (or several maxima) around the expectation value of  $Q$  without the fixing term and quickly decays around that. We can, however, measure  $\rho(x)$  also through its logarithmic derivative

$$\frac{\partial}{\partial x} \ln \rho(x) = \langle \gamma \Omega (Q - x) \rangle_x \quad (7)$$

by carrying out simulations at various  $x$  values. Using this method, we get  $\rho(x)$  with exponentially reduced errors as compared to the direct measurement of the histogram.

## B. Lattice actions and observables

The system we are interested in is QCD at finite chemical potential using  $N_f$  flavors of staggered fermions, defined by the partition function

$$Z_B = \int DU e^{-S_g[U]} \det(\mathcal{D}(\mu) + m)^{N_f/4}, \quad (8)$$

where  $\mu$  is one-third of the baryon chemical potential  $\mu_B$  and  $S_g[U]$  is the tree-level Symanzik-improved gauge action using four smearing steps with  $\rho = 0.125$ . [For simplicity, the lattice spacing  $a$  was set to 1 in the notations of this and the next two sections. The subscript in Eq. (8) refers to the ensemble in which the partition function or the expectation value is calculated; i.e., here,  $B$  refers to the fact that a nonzero  $\mu_B$  is used.] The gauge observables we are interested in are the gauge action, the spatial and temporal plaquette averages, and the spatial average of the Polyakov loop

$$\begin{aligned} \langle P \rangle_B &= \frac{1}{N_s^3} \left\langle \sum_{\mathbf{n}} L(\mathbf{n}) \right\rangle_B \\ &= \frac{1}{N_s^3} \left\langle \sum_{\mathbf{n}} \text{Tr} \prod_{n_4=0}^{N_t-1} U_4(\mathbf{n}, n_4) \right\rangle_B. \end{aligned} \quad (9)$$

The Dirac matrix  $M(\mu) = \mathcal{D}(\mu) + m$  satisfies the  $\gamma_5$ -Hermiticity,

$$M(-\mu) = \gamma_5 M(\mu)^\dagger \gamma_5, \quad (10)$$

where for the staggered operator the  $\gamma_5$  matrix is represented by  $\eta_5 = (-1)^{n_x+n_y+n_z+n_t}$ , where the  $n_i$ s are the lattice site indices. From among the fermionic observables, we study the quark number density and the chiral condensate density, defined as

$$\begin{aligned} \langle n \rangle_B &= \frac{T}{V} \frac{\partial \ln Z_B}{\partial \mu} = \frac{T N_f}{V 4} \left\langle \frac{\partial \ln \det M(\mu)}{\partial \mu} \right\rangle_B, \\ \langle \bar{\psi} \psi \rangle_B &= \frac{T}{V} \frac{\partial \ln Z_B}{\partial m}, \end{aligned} \quad (11)$$

respectively. The quark number density needs no renormalization, while the chiral condensate should be renormalized, both multiplicatively and additively. However, in the present paper, we do not carry out the continuum limit; thus, we do not need to carry out the renormalization.

As was mentioned earlier, we cannot directly simulate the theory defined by Eq. (8) with the Hybrid Monte Carlo algorithm (HMC). Thus, for generating configurations, we need to change either the algorithm or the integration measure and in this latter case use reweighting in the DoS formulation. We proceed with this latter option and choose the phase quenched ensemble for generating configurations. The phase quenched partition function can be written as

$$\begin{aligned} Z_I(\lambda = 0) &\equiv \int DU e^{-S_g[U]} |\det(\mathcal{D}(\mu) + m)|^{N_f/4} \\ &= \int DU e^{-S_g[U]} \det((\mathcal{D}(\mu) + m)^\dagger (\mathcal{D}(\mu) + m))^{N_f/8} \\ &= \int DU e^{-S_g[U]} \det(\mathcal{D}(+\mu) + m)^{N_f/8} \det(\mathcal{D}(-\mu) + m)^{N_f/8}, \end{aligned} \quad (12)$$

where, for the last equality,  $\gamma_5$ -Hermiticity [Eq. (10)] was used. According to the last line of Eq. (12), the phase quenched theory is equivalent to the theory with  $N_f/2$  flavors having  $+\mu$  and  $N_f/2$  flavors having  $-\mu$  chemical potentials, i.e., to QCD at isospin chemical potential. However, the above integration measure is not *strictly* positive; it can be zero as well [38].

Therefore, in Monte Carlo simulations, we use the following partition function [39],

$$\begin{aligned} Z_I(\lambda) &= \int DU e^{-S_g[U]} \det(\mathcal{D}(\tau_3 \mu) + m + i\lambda \eta_5 \tau_2)^{N_f/8} \\ &= \int DU e^{-S_g[U]} \det(M^\dagger(\mu) M(\mu) + \lambda^2)^{N_f/8}, \end{aligned} \quad (13)$$

where we have included a ‘‘pion source’’  $\lambda$ , which renders the determinant strictly positive. Here, the  $\tau_i$  denotes the Pauli matrices acting in flavor space, and  $\eta_5(x)$  is the ‘‘staggered  $\gamma_5$ ’’ defined earlier. The flavor off-diagonal term comes from the introduction of the  $\lambda\bar{\psi}\eta_5\tau_2\psi$  term in the action before integrating out fermions, where  $\bar{\psi}\eta_5\tau_2\psi$  is proportional to the operator of the pion condensate. Due to nonzero  $\lambda$ , this off-diagonal term explicitly breaks the subset of chiral symmetry, that remained after the introduction of the isospin chemical potential. The expectation values calculated in the above ensemble are denoted as  $\langle \cdot \rangle_{I,\lambda}$ . The probability density of Eq. (13) is used for the HMC simulations both when generating configurations for reweighting to  $\text{QCD}_B$  and in the density of states method as well, completed with a constraining factor in this latter case (see below).

In order to study the effect of explicit isospin symmetry breaking on the theory and properly define the pion condensate in QCD with baryon chemical potential, we introduce

$$\begin{aligned} Z_B(\lambda) &= \int D U e^{-S_g[U]} \det(\mathcal{D}(\mu) + m + i\lambda\eta_5\tau_2)^{N_f/8} \\ &= \int D U e^{-S_g[U]} \det(M^\dagger(-\mu)M(\mu) + \lambda^2)^{N_f/8}, \end{aligned} \quad (14)$$

which is the partition function of QCD at baryon chemical potential with explicit isospin symmetry breaking, due to finite  $\lambda$ . This theory is referred to as  $\text{QCD}_{B,\lambda}$ . With the help of Eqs. (13) and (14), the pion condensate operators of  $\text{QCD}_{I,\lambda}$  and  $\text{QCD}_{B,\lambda}$  are

$$\begin{aligned} \langle \pi \rangle_{I,\lambda} &= \frac{T}{V} \frac{\partial \ln Z_I(\lambda)}{\partial \lambda} \\ &= \frac{T}{V} \frac{N_f}{8} 2\lambda \langle \text{Tr}(M(\mu)^\dagger M(\mu) + \lambda^2)^{-1} \rangle_{I,\lambda}, \end{aligned} \quad (15)$$

$$\begin{aligned} \langle \pi \rangle_{B,\lambda} &= \frac{T}{V} \frac{\partial \ln Z_B(\lambda)}{\partial \lambda} \\ &= \frac{T}{V} \frac{N_f}{8} 2\lambda \langle \text{Tr}(M(-\mu)^\dagger M(\mu) + \lambda^2)^{-1} \rangle_{B,\lambda}, \end{aligned} \quad (16)$$

respectively. Somewhat surprisingly, these two operators differ from each other. This is just a simple consequence of integrating out fermions. Similarly, other observables that are derived with the help of the determinants differ from each other in  $\text{QCD}_{B,\lambda}$  and  $\text{QCD}_{I,\lambda}$ . Besides the pion condensate, we study here the behavior of the quark number density in  $\text{QCD}_{B,\lambda}$ , which is defined as

$$\begin{aligned} \langle n \rangle_{B,\lambda} &= \frac{T}{V} \frac{\partial \ln Z_B(\lambda)}{\partial \mu} \\ &= \frac{T}{V} \frac{N_f}{8} \left\langle \frac{\partial \ln \det(M(-\mu)^\dagger M(\mu) + \lambda^2)}{\partial \mu} \right\rangle_{B,\lambda}. \end{aligned} \quad (17)$$

### C. Choosing the operator to constrain

As was discussed in Sec. II, the physics of the system to be studied can give useful hints as to what operators could be useful to include in the fixing term. In particular, in  $\text{QCD}_B$ , the Silver Blaze phenomenon indicates that at low temperatures the vacuum state should persist until the quark chemical potential hits roughly the third of the nucleon mass. In the phase quenched (or  $\text{QCD}_{I,\lambda}$ ) simulation, however, configurations with large pion condensate will occur when  $\mu$  is over half of the pion mass. Their contribution in the observable has to cancel out eventually, and this may require huge statistics. By naive reweighting from  $\text{QCD}_{I,\lambda}$ , one cannot really avoid these configurations. Fixing the pion condensate to values near zero, however, could help suppress the occurrence of such undesirable configurations. Moreover, according to the results that will be presented later, there is a nonzero correlation between the pion condensate and the gauge action density (see Fig. 5), which poses the idea of testing the DoS with fixing the latter alone as well. Therefore, in this study, we have applied the DoS formulation with fixing the pion condensate or the gauge action density. The implementation of the fixing for the gauge action density is straightforward, so we turn to the pion condensate.

As was mentioned, the operators for measuring the pion condensate in  $\text{QCD}_{B,\lambda}$  and  $\text{QCD}_{I,\lambda}$  differ:  $\langle \pi \rangle_{I,\lambda}$  is real, while  $\langle \pi \rangle_{B,\lambda}$  is complex in general, which makes the latter more complicated to constrain. Here, we do not elaborate on this question and continue with constraining the pion condensate of  $\text{QCD}_{I,\lambda}$ .

Usually, traces in lattice QCD are calculated stochastically, according to

$$\text{Tr}A \approx \frac{1}{N_v} \sum_{i=1}^{N_v} \eta^{(i)\dagger} A \eta^{(i)}, \quad \text{with} \quad \frac{1}{N_v} \sum_{i=1}^{N_v} \eta_j^{(i)*} \eta_k^{(i)} \approx \delta_{jk}, \quad (18)$$

where  $j$  and  $k$  label the components of the noise vector  $\eta^{(i)}$  and  $N_v$  denotes the number of noise vectors. Applying this formula for the pion condensate would be very expensive, if one would like to use it to reach reasonable precision when calculating the action for the accept/reject steps. We can overcome this problem with the help of the  $N_{pf}$  complex scalar fields (also called pseudofermion fields) that are used in the calculation of the determinant. The determinant of Eq. (13) is represented with these fields in the following way:

$$\begin{aligned} &\det(M^\dagger(\mu)M(\mu) + \lambda^2)^{N_f/8} \\ &\propto \int \prod_{j=1}^{N_{pf}} D\phi_j^\dagger D\phi_j \exp \left\{ - \sum_{j=1}^{N_{pf}} \phi_j^\dagger (M^\dagger(\mu)M(\mu) + \lambda^2)^{-\frac{N_f}{8N_{pf}}} \phi_j \right\}. \end{aligned} \quad (19)$$



Usually, the  $\phi_j$  scalar fields are refreshed at the beginning of each trajectory in the HMC algorithm, as they appear only quadratically and can thus be conveniently generated with the above distribution. We can use Eq. (19) to give another expression for the pion condensate:

$$\begin{aligned} \langle \pi_\phi \rangle_{I,\lambda} &= \frac{T}{V} \frac{\partial \ln Z_{I,\phi}(\lambda)}{\partial \lambda} \\ &= \frac{T}{V} \left\langle \frac{N_f}{8N_{pf}} 2\lambda \sum_{j=1}^{N_{pf}} \phi_j^\dagger (M(\mu)^\dagger M(\mu) + \lambda^2)^{-\frac{N_f+8N_{pf}}{8N_{pf}}} \phi_j \right\rangle_{I,\lambda}. \end{aligned} \quad (20)$$

Note that in Eq. (20)  $Z_{I,\phi}(\lambda)$  is equivalent to  $Z_I(\lambda)$  [Eq. (13)], the only difference being that the determinant is represented with pseudofermion fields in the former case. We can now include this operator in the constraining term of Eq. (3). In this case, the pseudofermionic fields no longer appear quadratically; thus, a refreshment at the beginning of each trajectory using the heatbath is no longer possible. We use them as dynamical fields in the HMC evolution.

We note that the operators from (15) and (20) do not give explicitly the same result on a given configuration, only do so when the number of noise vectors and the number of pseudofermions goes to infinity.

#### D. Reweighting

Before presenting the results, we briefly overview here the reweighting formulas which we use in the DoS and for comparison as well. For calculating the expectation value of an operator  $O$  in  $\text{QCD}_B$ , we use the following formulas:

$$Z_B = \langle w_B \rangle_{I,\lambda} Z_I(\lambda), \quad \langle O \rangle_B = \frac{\langle O w_B \rangle_{I,\lambda}}{\langle w_B \rangle_{I,\lambda}}. \quad (21)$$

Here,  $Z_B$  and  $Z_I(\lambda)$  are given by Eqs. (8) and (13), respectively, and  $w_B$  denotes the weight. The logarithm of this weight is given by

$$\ln w_B = \frac{N_f}{4} \left( \ln \det M(\mu) - \frac{1}{2} \ln \det(M(\mu_0)^\dagger M(\mu_0) + \lambda^2) \right). \quad (22)$$

$\mu_0$  denotes the chemical potential, where simulations are carried out and  $\mu$  is the chemical potential we reweight to. Since  $\det M(\mu)$  is complex, its logarithm is defined only up to an additive  $2k\pi i$  term, where  $k$  is an integer. When  $N_f \neq 4$ , this means that the weight is not defined unambiguously. One possibility is to choose the appropriate  $k$  by demanding the weight to be a continuous function of  $\mu$  along the positive real axis [40]; we note, however, that the correctness of this procedure and more generally the rooting procedure with and without  $\mu$  is still, to some extent, under investigation [41,42]. Nevertheless, the above

ambiguity does not affect our reweighting in the aforementioned case, because we use  $N_f = 4$  in this paper.

But besides that, as was mentioned in Sec. II B, we also reweight to  $\text{QCD}_{B,\lambda}$  at finite  $\lambda$  [Eq. (14)]. We have various considerations for doing this. First, we would like to calculate the pion condensate in QCD at finite baryon chemical potential [Eq. (16)], which can be nonzero on average at a finite lattice only when one includes the explicit breaking with  $\lambda$ . Second, we would like to see whether the effect of the explicit breaking in  $\text{QCD}_{B,\lambda}$  can make any difference when we carry out the  $\lambda \rightarrow 0$  extrapolation as compared to reweighting directly to  $\lambda = 0$ . When reweighting to  $\text{QCD}_{B,\lambda}$  at finite  $\lambda$ , the logarithm of the weight becomes

$$\begin{aligned} \ln w_{B,\lambda} &= \frac{N_f}{8} (\ln \det(M(-\mu)^\dagger M(\mu) + \lambda^2) \\ &\quad - \ln \det(M(\mu_0)^\dagger M(\mu_0) + \lambda^2)). \end{aligned} \quad (23)$$

Thus, in this case, the above-mentioned ambiguity holds on; hence, we use the continuity of the weights as a function of  $\lambda$  and  $\mu$  to choose the appropriate Riemann sheet. This can be done, however, only if one knows the analytical dependence of the determinant on  $\mu$  and  $\lambda$ . The former is known in the  $\lambda = 0$  case, due to the so-called reduction formula [40]. Regarding the  $\lambda$  dependence, we calculated the eigenvalues of  $M(-\mu)^\dagger M(\mu)$  and used these with  $\lambda^2$  shifted to obtain the determinant. For determining the appropriate Riemann surface of  $\ln \det(M(-\mu)^\dagger M(\mu) + \lambda^2)$ , we fixed the imaginary part of  $\ln \det(M(-\mu)^\dagger M(\mu))$  comparing it to  $2 \ln \det M(\mu)$ —the latter obtained by the reduction formula—and then used the same  $2k\pi i$  term when we calculated with  $\lambda$  via

$$\ln \det(M(-\mu)^\dagger M(\mu) + \lambda^2) = \sum_i \text{Ln}((\xi_i + \lambda^2)) + 2k\pi i, \quad (24)$$

where the  $\xi_i$ s are the eigenvalues of  $M(-\mu)^\dagger M(\mu)$  and  $2k\pi i = 2\text{Im} \ln \det M(\mu) - \text{Im} \sum_i \text{Ln} \xi_i$ , where  $\text{Ln}$  is the logarithm with the imaginary part in between  $(-\pi, \pi)$ . One can then use similar formulas as in Eq. (21), but with the weights of Eq. (23), namely

$$Z_B(\lambda) = \langle w_{B,\lambda} \rangle_{I,\lambda} Z_I(\lambda), \quad \langle O \rangle_{B,\lambda} = \frac{\langle O w_{B,\lambda} \rangle_{I,\lambda}}{\langle w_{B,\lambda} \rangle_{I,\lambda}}. \quad (25)$$

This procedure is quite expensive—the computational cost is  $\mathcal{O}((N_s^3 N_t)^3)$ ; thus, we carried it out only on our smallest lattices.

In the DoS formulation, we used the weights of Eq. (22) or Eq. (23) in the integrals of Eq. (5), when we calculated the expectation value of an observable  $O$ ,  $\langle O \rangle_B$  or  $\langle O \rangle_{B,\lambda}$ , respectively. Moreover, by setting the weights to 1 in Eq. (5), one can calculate  $\langle O \rangle_{I,\lambda}$  or  $\langle O \rangle_I$  by using

$$\ln w_I = \frac{N_f}{4} \left( \ln |\det M(\mu)| - \frac{1}{2} \ln \det(M(\mu_0)^\dagger M(\mu_0) + \lambda^2) \right). \quad (26)$$

$\langle O \rangle_I$  denotes the expectation value of the operator  $O$  in  $\text{QCD}_I$ , which is identical to the phase quenched ensemble. Using a leading order expansion for the weights of Eq. (26) (cf. Ref. [43]), one can rewrite  $\ln w_B$  as

$$\begin{aligned} \ln w_B &= \ln \left( \frac{|\det M(\mu)|^{N_f/4}}{|\det M(\mu_0)|^{N_f/4}} \frac{|\det M(\mu_0)|^{N_f/4}}{\det(M(\mu_0)^\dagger M(\mu_0) + \lambda^2)^{N_f/8}} \right) \\ &= \frac{N_f}{4} \ln \left( \frac{\det M(\mu)}{\ln |\det M(\mu_0)|} \right) + \frac{N_f}{8} \ln \left( \frac{\det(M(\mu_0)^\dagger M(\mu_0) + \lambda^2 - \lambda_w^2)|_{\lambda_w^2=\lambda^2}}{\det(M(\mu_0)^\dagger M(\mu_0) + \lambda^2)} \right) \\ &= \frac{N_f}{4} \ln \left( \frac{\det M(\mu)}{\ln |\det M(\mu_0)|} \right) - \frac{N_f}{8} \left( \frac{\partial \ln \det(M(\mu_0)^\dagger M(\mu_0) + \lambda^2)}{\partial \lambda} \frac{\lambda}{2} + \mathcal{O}(\lambda^4) \right) \\ &= \frac{N_f}{4} \ln \left( \frac{\det M(\mu)}{\ln |\det M(\mu_0)|} \right) - \frac{\lambda}{2T} \pi + \mathcal{O}(\lambda^4), \end{aligned} \quad (27)$$

where  $\pi$  is the pion condensate operator in  $\text{QCD}_{I,\lambda}$  [cf. Eq. (15)]. In Eq. (27), we introduced the parameter  $\lambda_w$  and performed Taylor expansion in it. On one hand, this formula shows—at least to leading order in  $\lambda$ —that when one reweights from  $\text{QCD}_{I,\lambda}$  to  $\text{QCD}_B$ , apart from the phase, a large pion condensate suppresses the weight. On the other hand, the above formula would be practically useful as well, because estimating the weight by measuring the pion condensate is computationally much cheaper than calculating  $\det(M(\mu_0)^\dagger M(\mu_0) + \lambda^2)$ . However, unfortunately, we found that when one reaches the pion condensation region, the formula is no longer reliable and it overestimates the actual weights (cf. Ref. [44]). Whether the next term in the Taylor expansion improves the behavior or not is left for further study; i.e., we calculate  $\det(M(\mu_0)^\dagger M(\mu_0) + \lambda^2)$  directly by Gauss elimination in the following.

We note here that one can take into account the fixing term with the help of reweighting as well, according to

$$\begin{aligned} Z_B &= \left\langle w_B \exp \left\{ \frac{\gamma \Omega}{2} (Q - x)^2 \right\} \right\rangle_x \rho(x), \\ \langle O \rangle_B &= \frac{\langle O w_B \exp \left\{ \frac{\gamma \Omega}{2} (Q - x)^2 \right\} \rangle_x}{\langle w_B \exp \left\{ \frac{\gamma \Omega}{2} (Q - x)^2 \right\} \rangle_x}, \end{aligned} \quad (28)$$

where  $Q$  is the fixed operator,  $\Omega$  is the lattice volume, and  $\gamma$  is a parameter that controls the width of the Gaussian.  $\rho(x)$  is given by Eq. (4) applied for QCD, with the  $\Phi$  fields corresponding to the link variables and  $g$  chosen to be the integrand of  $Z_I(\lambda)$  [see Eq. (13)]. The identities of Eq. (28) are valid for all  $x$ . Although the exponential factor in the expectation values seems to be quite problematic—since there is a volume factor in the exponent—we investigate whether the distribution of  $Q - x$  can be narrow enough to compensate the large  $\gamma \Omega/2$  factor. We refer to this approach as *direct reweighting from the constrained ensemble* in the

following. If the fluctuation of the exponent could be made small and  $Z_B$  as well as  $\langle O \rangle_B$  would not depend on  $x$  (at least, for a wide enough interval), then the method may provide reasonable results without integration in  $x$ .

Using this formalism [Eqs. (4)–(7)], we can do simulations based on importance sampling in the constrained ensemble, and with the help of those results, we can recover the expectation values in the original ensemble, defined by Eq. (1).

Since the partition sum can be written as  $Z_B = \text{Tr}(\exp\{-(H - \mu N)/T\})$  and the Hamiltonian  $H$  commutes with the particle number operator  $N$ ,  $Z_B$  is a sum of positive numbers  $Z_B = \sum_{n,N} \exp\{-(E_n - \mu N)/T\}$ . As a consistency or reliability criteria, we demand the DoS as well as reweighting to provide a positive  $Z_B$  within at least two standard deviations. Every observable will inherit the relative error of  $Z_B$ , and thus if the measured  $Z_B$  is not positive within a few standard deviations, then even the magnitude of  $Z_B$  is unclear, and thus the results will be unreliable.

### III. RESULTS

#### A. Simulation details

We performed simulations with  $N_f = 4$  flavors of staggered fermions, on  $4^3 \times (8, 12, 16)$ ,  $6^3 \times (6, 8, 12)$  lattices. We used the following quark mass and  $\beta$  pairs in the simulations: for  $N_s = 4$ ,  $(ma, \beta) = \{(0.05, 2.9), (0.02, 2.74)\}$  was set, and for  $N_s = 6$ ,  $(ma, \beta) = \{(0.05, 2.9), (0.02, 2.9)\}$  was set. We used several  $\lambda a$  and  $\gamma$  values at some simulation points to see their effect on the results. In order to determine the lattice spacing using  $w_0$  [45], the pion and nucleon masses, we used  $N_t = 24$  and  $N_t = 32$  lattices. The results and the simulation parameters for these runs are summarized in Table I. We also checked that the simulation points are in the

TABLE I. Summary of zero temperature runs to determine the pion and nucleon mass and the lattice spacing. We note that the results and errors for the nucleon mass are quite indefinite. At small quark masses, the relative error for the staggered nucleon correlator grows exponentially with time measured in lattice units; therefore, using the accumulated statistics, the effective mass plateau is only faintly recognized.

$N_s$	$N_t$	$\beta$	$ma$	$\lambda a$	$a$ (fm)	$m_\pi a$	$m_\pi$ (MeV)	$m_N a$	$m_N$ (MeV)
4	32	2.74	0.02	0.0	0.33565(6)	0.571(1)	335.7(6)	1.73(11)	1017(65)
4	32	2.74	0.02	0.004		0.576(3)			
4	32	2.9	0.05	0.0	0.32876(2)	0.728(1)	437.0(6)	2.03(8)	1218(48)
4	32	2.9	0.05	0.01		0.730(3)			
6	24	2.9	0.02	0.0	0.33048(2)	0.381(1)	227.5(7)	1.66(15)	1009(90)
6	32	2.9	0.05	0.0	0.33304(4)	0.565(1)	334.8(7)	1.76(7)	1055(17)
6	32	2.9	0.20	0.0	0.34044(3)	1.077(1)	624.2(7)	2.34(3)	1356(18)
16	32	2.9	0.02	0.0	0.33080(3)	0.359(2)	214.2(3)		
16	32	2.9	0.05	0.0	0.33329(3)	0.555(1)	328.6(6)		

confinement region. The Polyakov loop was small in our simulations also at finite  $\mu a$ . We estimated the pseudocritical  $\beta_c$  on a  $16^3 \times 6$  lattice by calculating the renormalized chiral susceptibility (by subtracting the chiral susceptibility measured on a  $16^3 \times 32$  lattice and multiplying by the square of the quark mass). At  $m_\pi \approx 335$  MeV, we found  $\beta_c$  to be around  $\sim 3.36$ , which corresponds to  $T_c \sim 137$  MeV. For the larger  $m_\pi$ , using the same lattice sizes, we found  $T_c$  to be in the range 130–160 MeV. Since the lattices are quite coarse, we applied four stout smearing steps using  $\rho = 0.125$  to reduce the finite lattice spacing effects. Finite volume effects are expected to be moderate on the lattices with quark mass  $ma = 0.02$  ( $m_\pi a N_s \sim 2.3$ ) and somewhat smaller on lattices at  $ma = 0.05$  ( $m_\pi a N_s \gtrsim 3$ ).

### B. Fixing $\pi_\phi$

In this section, we present the DoS results that were obtained by constraining the pion condensate,  $\pi_\phi$  [Eq. (20)]. We achieve this as was discussed at the end of Sec. II C, and we used  $N_{pf} = 1$  pseudofermion fields in most of our simulations. We note that by using only one pseudofermion

field, in the range  $x \in [-0.18, 0.18]$ , where  $x$  refers to the value at which one would like to constrain  $\pi_\phi$ , the simulations have a tendency to get “stuck” and even break down because of very large HMC forces, if the time step is too large. With a sufficiently small time step, where the acceptance ratio is larger than  $\sim 0.9$ , no such problems occur. No such problem was found by using more than one pseudofermion field, but in these cases the simulation is more expensive.

It is important to recall that  $\pi_\phi$  does not give the same result as the pion condensate calculated with the help of noise vectors [Eqs. (15) and (18)]; they are equal only in the limit as the number of pseudofermions as well as the number of noise vectors goes to infinity.  $\langle \pi \rangle_{I,x}$  and  $\langle \pi_\phi \rangle_{I,x}$  are shown in Fig. 1 using  $N_{pf} = 1, 2, 3$  in the constrained simulations. After carrying out the  $x$  integration according to Eq. (5), we get back the pion condensate of the unconstrained simulation in  $\text{QCD}_{I,\lambda}$ , where the pion condensate is measured with the operator in Eq. (15).

We emphasize again that both operators for the pion condensate in  $\text{QCD}_{I,\lambda}$  are real and positive definite at finite  $\lambda$ . Therefore, one cannot constrain  $\pi_\phi$  to zero or negative values but can push it closer to zero e.g., by

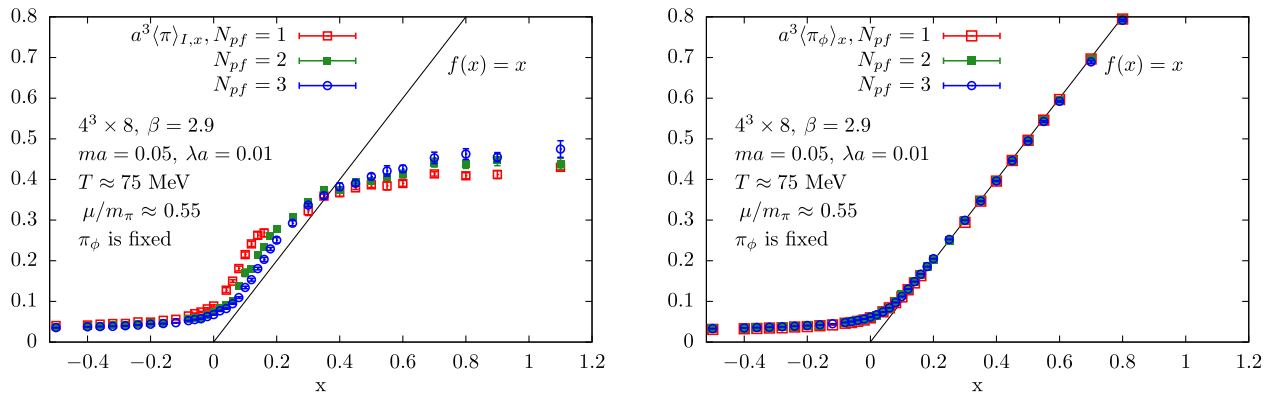


FIG. 1. The expectation values for the pion condensate in the constrained ensembles using noise vectors ( $\langle \pi \rangle_{I,x}$ ) and with the help of pseudofermions ( $\langle \pi_\phi \rangle_x$ ), left and right panels, respectively. The simulations were carried out by constraining  $\pi_\phi$  using  $N_{pf} = 1, 2, 3$ .

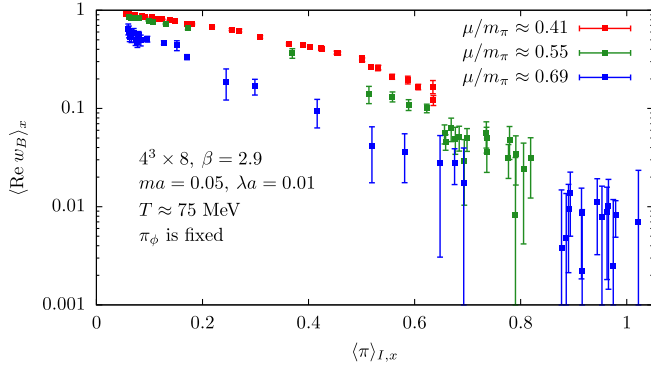
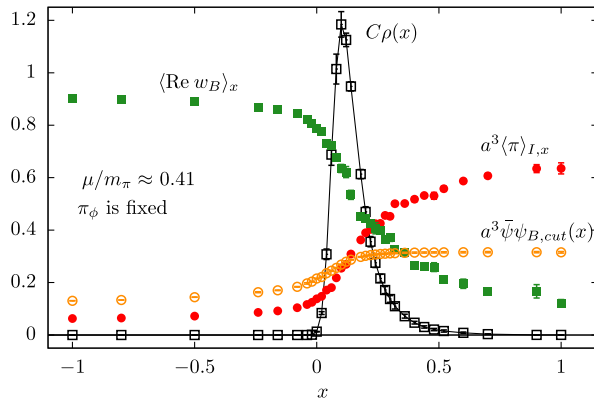


FIG. 2. The expectation value of the real part of the weight as a function of the expectation value of the pion condensate  $\langle \pi \rangle_{I,x}$ , in simulations with fixing  $\pi_\phi$  for  $\lambda = 0.01$  and several  $\mu$  values.

writing a negative  $x$  in the fixing term. We found that it is more efficient to proceed this way, rather than decreasing the width of the Gaussian of the fixing term when using a small positive  $x$  or  $x = 0$ , because a smaller width (larger  $\gamma$ ) results in larger forces and slows down the simulation at other values of  $x$  as well. The DoS setup is validated at  $\mu = 0$  by fixing  $\pi_\phi$  and calculating the full DoS integrals and ensuring that we obtain results consistent with simulations using no fixing.

After this technical detour, we present results obtained by the method. In Fig. 2, we show the expectation value of the real part of the weights as a function of the pion condensate for various chemical potentials. (See also the left panel of Fig. 6 for a similar plot in the case of gauge action fixed simulations.) As one can see, the decay of the weights as a function of the pion condensate can be well described by an exponential.



In Fig. 3, we plot various quantities as a function of  $x$  for two chemical potential values, below and above  $m_\pi/2$ . Note that at the larger chemical potential, the peak of  $\rho(x)$  shifts to larger  $x$  values, while the average weights are much smaller there, since the falloff of the weights is steeper at larger  $\mu a$  (see also Fig. 2).

In the DoS integral, the position of the peak of  $\langle w_B \rangle_x \rho(x)$  determines which region of  $x$  gives the largest contribution to  $Z_B$ . The shift of the peak position is determined by the decay of the weights as well as that of  $\rho(x)$ . Since the decay of  $\rho(x)$  does not depend significantly on  $\mu$ , based on the  $\mu$  dependence of the weights (Fig. 2), it is expected that the shift of the peak is larger as  $\mu$  is increased. This is the motivation to try to include this shift manually by cutting the DoS integrals in Eq. (5). In order to analyze the effect of omitting configurations with larger pion condensate, we cut the integrals in the nominator and in the denominator at the same  $x$  value and define  $O_{B,\text{cut}}(x_c)$  as the ratio of the two cut values, i.e.,

$$O_{B,\text{cut}}(x_c) = \frac{\int_{-\infty}^{x_c} dx \rho(x) \langle O w_B \rangle_x}{\int_{-\infty}^{x_c} dx \rho(x) \langle w_B \rangle_x}. \quad (29)$$

The obtained cut results, however, depend on the value where one cuts the DoS integrals. Since no plateau is visible before the pion condensate starts sharply rising (see Fig. 3), one cannot really select a correct, unique value among the possibilities. Thus, the cut results are ambiguous.

This can be understood by noting that in the range where  $\langle \pi \rangle_{I,x}$  is really small the value of  $\langle O \rangle_{B,\text{cut}}(x_c)$  (where  $O$  is an arbitrary operator) is predominantly determined by the value of the integrands at  $x_c$ , as  $\rho(x)$  is strongly rising in

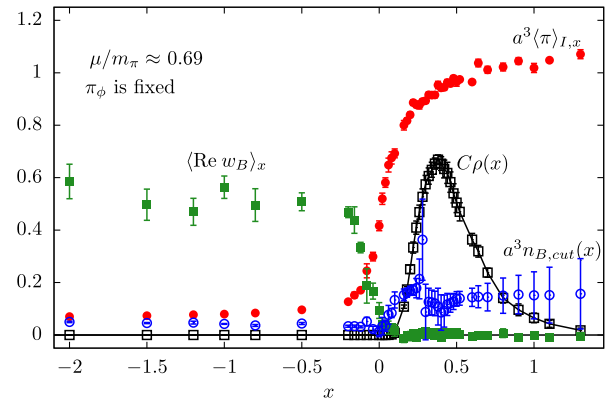


FIG. 3. Results obtained by constraining the pion condensate  $\pi_\phi$ , at  $\mu$  below and above  $m_\pi/2$ , left and right panels, respectively. The simulations were on  $4^3 \times 8$  lattices at  $\beta = 2.9$ ,  $ma = 0.05$ ,  $\lambda a = 0.01$  giving  $T \approx 75$  MeV. On the horizontal axis,  $x$  refers to the fixing value, used in the constraining term. The black squares show the density of states,  $\rho(x)$ , multiplied by an irrelevant  $C$  constant for visibility. With filled red circles, we show the pion condensate in the constrained ensembles.  $\langle \text{Re } w_B \rangle_x$  refers to the expectation value of the real part of the weights in these ensembles.  $a^3 n_{B,\text{cut}}(x)$  is the quark number density calculated with the DoS method, as a function of the upper limit ( $x$ ) of the integrals used in this calculation, defined in Eq. (29). At  $\mu/m_\pi < 0.5$ ,  $a^3 n_{B,\text{cut}}(x)$  is consistent with zero; therefore, it is not shown in the left panel.  $a^3 \bar{\psi} \psi_{B,\text{cut}}(x)$  is the (unrenormalized) chiral condensate as a function of the upper limit of the DoS integrals.



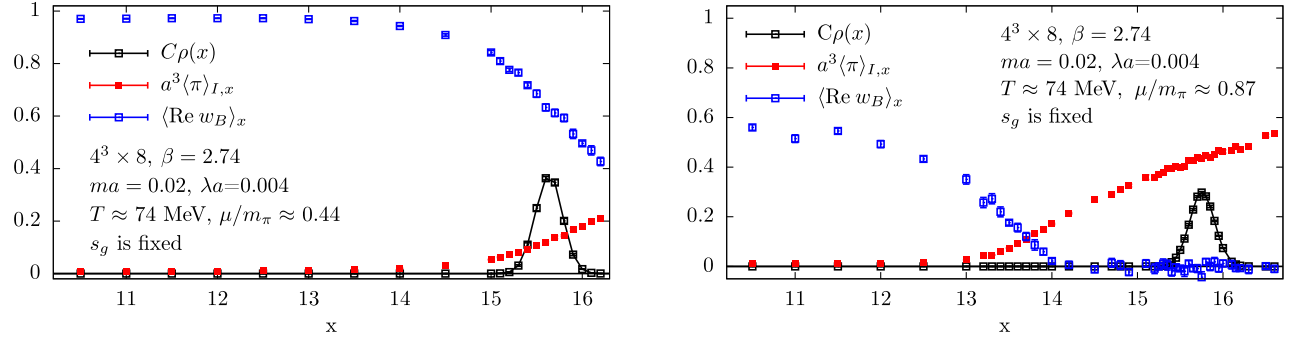


FIG. 4. DoS results in the case of  $s_g$  fixing at  $\mu/m_\pi \approx 0.44$  and at  $\approx 0.87$  (left and right panels, respectively). The real part of the weights goes to zero, as the pion condensate increases. As  $\mu$  is greater, this happens at a lower  $x$ .

this region. In other words, in the range in question, for any observable, one gets

$$\frac{\int^{x_c} dx \rho(x) \langle O_{w_B} \rangle_x}{\int^{x_c} dx \rho(x) \langle w_B \rangle_x} \approx \frac{\langle O_{w_B} \rangle_{x_c}}{\langle w_B \rangle_{x_c}}, \quad (30)$$

which is an estimate for  $\langle O \rangle_{B,x_c}$ , the expectation value of the  $O$  operator in  $\text{QCD}_B$  with *constraint* characterized by  $x_c$ . Of course,  $\langle O \rangle_{B,x_c}$  can depend on  $x_c$ , even though  $\langle \pi \rangle_{I,x_c}$  and  $\langle \pi_\phi \rangle_{x_c}$  are small.

To overcome the  $x_c$  dependence, one could try to carry out another type of reweighting which was introduced in Eq. (28). We found that in the range of low  $x$  ( $x \lesssim -0.2$ ), where the pion condensate fluctuates less, reweighting with the modified weights of Eq. (28) including the exponential factor is manageable. However, this does not eliminate the  $x$  dependence. The results at  $\mu < m_\pi/2$  (see the chiral condensate in the upper panel of Fig. 3) also suggest that in order to have an  $x$ -independent, correct expectation value one has to include the configurations with large pion condensate.

In the next section, we show that, since the gauge action and the pion condensate are slightly correlated, fixing the gauge action also fixes the pion condensate, which has a similar effect on the average weights. This allows much cheaper simulations (using the gauge action fixing) to be carried out with similar results; we therefore concentrate on those in the following.

### C. Fixing the gauge action density

We now turn to the study of the case when we use the gauge action density as the fixed quantity. As an illustration, Fig. 4 shows the histogram of the gauge action density and the expectation value of the real part of the weights as well as the pion condensate on the constrained ensemble characterized by  $x$ , the value at which  $s_g$  is constrained. Figure 4 shows that by constraining the gauge action density to smaller values the pion condensate also becomes small and simultaneously the real part of the weights increases.

The imaginary part of  $\langle w_B \rangle_x$  fluctuates around zero at all  $x$ . The correlation between the gauge action density and the pion condensate in  $\text{QCD}_{I,\lambda}$  is also shown in Fig. 5. Although the correlation is weak in the interval of  $x$  in which  $\rho \sim O(1)$ , one can reach configurations with low pion condensate below  $x \sim 13.5$ . Similarly to the pion condensate fixing, the real part of the expectation value of the weights as a function of the pion condensate can be described with an exponential with a strongly  $\mu$ -dependent slope; see the left panel of Fig. 6. On the right panel of Fig. 6, we show the  $x$  dependence of the average weights for several volumes.

Analyzing the cut DoS integral results [defined in the previous section in Eq. (29)] in the case of fixing  $s_g$  affirms that when  $\mu$  is large ( $\mu > m_\pi/2$ ) the  $x$  dependence of the operator dominates the final results for the expectation values and one cannot choose a unique cut value, because these depend on  $x$ . Moreover, in this case, the cut results could lead to physically problematic results. For example, the Polyakov loop gets enhanced at low  $x$ , which suggests

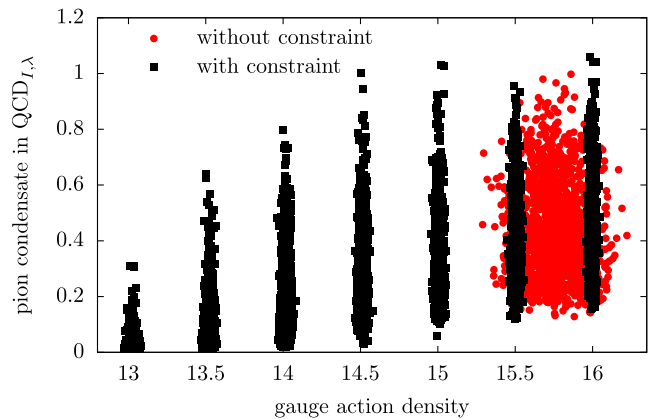


FIG. 5. The pion condensate as a function of the gauge action density on individual configurations at  $4^3 \times 8$ ,  $\mu/m_\pi \approx 0.87$ ,  $T \approx 74$  MeV,  $m_\pi \approx 336$  MeV, and  $\lambda a = 0.004$ . Shown are the cases when we constrained the gauge action density to integer and half-integer values (black squares) together with the results obtained from a direct simulation of  $\text{QCD}_{I,\lambda}$  (red circles).

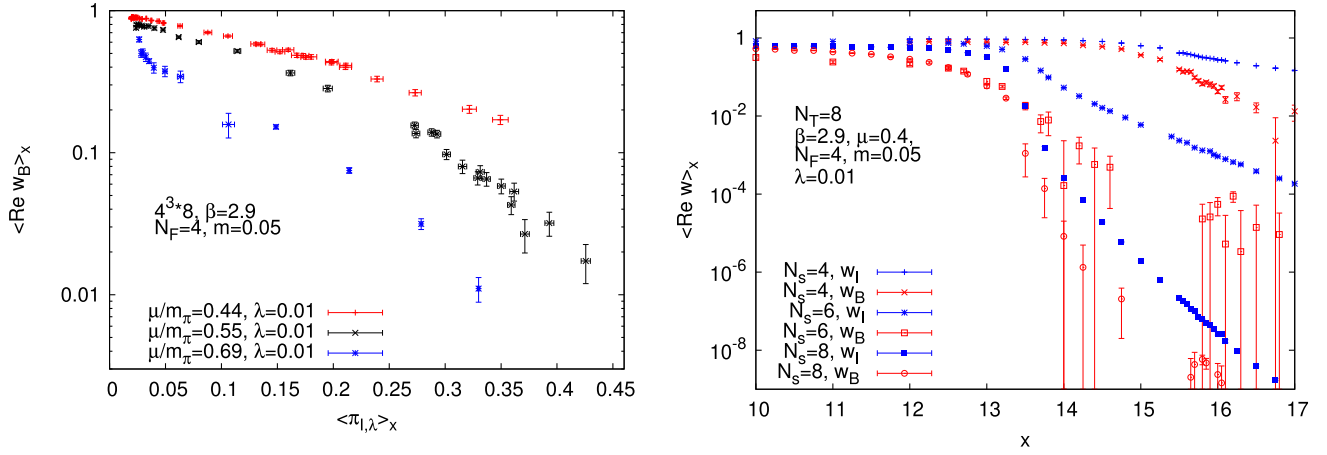


FIG. 6. Left: The average weight as a function of the pion condensate in simulations with  $s_g$  fixing for several  $\mu$  and  $\lambda$  values as indicated. Right: The average weight as a function of the fixing parameter  $x$  for several different spatial volumes.

that on that configurations the (approximate)  $Z(3)$  symmetry gets broken. The results for the pion condensate of  $\text{QCD}_{B,\lambda}$  shows in Fig. 7 that as  $\lambda$  goes to zero  $\pi_{B,\text{cut}}(x)$  also goes to zero at all  $x$  even at a larger chemical potential as well—although with large errors. This indicates that  $\pi_{B,\text{cut}}(x)$  is dominated on these lattices by a contribution from the explicit breaking due to finite  $\lambda a$ .

As in the case of constraining the pion condensate, the findings discussed in the previous paragraph suggest that the configurations with well-behaving weights are not the appropriate configurations to reproduce the expected physics at low temperature. Thus, we abandon the idea of cutting the integrals by hand, and in the following, we will analyze the results by calculating the full DoS integrals.

As was mentioned above, we demand that the DoS as well as reweighting should provide a positive  $Z_B$ . Therefore, we try to collect enough configurations to satisfy this criteria at least to a 2 sigma level, which is called our reliability condition. Since in the case of the DoS

$Z_B = Z_{I,\lambda} \int dx \langle w_B \rangle_x \rho(x)$ , while in the case of reweighting  $Z_B = Z_{I,\lambda} \langle w_B \rangle_{I,\lambda}$ , we demand  $\int dx \langle \text{Re } w_B \rangle_x \rho(x) > 0$  and  $\langle \text{Re } w_B \rangle_{I,\lambda} > 0$  to hold at 2 sigma, respectively for DoS and for reweighting from  $\text{QCD}_{I,\lambda}$ . The positive constant factor  $Z_{I,\lambda}$  does not modify the reliability criteria. Furthermore, we expect  $\int dx \langle \text{Im } w_B \rangle_x \rho(x) = 0$  and  $\langle \text{Im } w_B \rangle_{I,\lambda} = 0$  to hold, respectively for DoS and for reweighting.

In Fig. 8, we show the results for the quark number density obtained by the DoS as well as reweighting from  $\text{QCD}_{I,\lambda}$  for the  $4^3 \times 8$  ensembles. Accumulating around  $O(10^4)$  configurations at the points where  $\rho(x)$  is  $O(1)$ , we found that the DoS method is reliable up to  $\mu a \sim 0.40$ —and, indeed, gives zero quark number density within errors—on  $4^3 \times 8$  at pion mass  $m_\pi \approx 336$  MeV. At the finer  $4^3 \times 8$  lattice with  $\beta = 2.9$  and pion mass  $m_\pi \approx 437$  MeV,  $\mu a \sim 0.45$  can be reached with similar statistics. These correspond to  $\mu/m_\pi \sim 0.7$  and  $0.62$ , respectively, or  $\mu/m_N \sim 0.22 \dots 0.23$ . Thus, we can reach

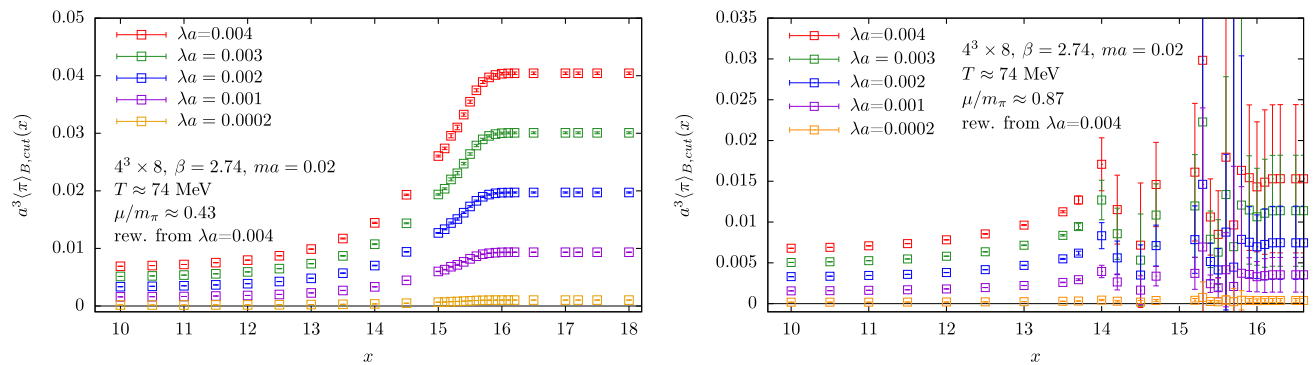


FIG. 7. Results for  $\langle \pi \rangle_{B,\lambda}(x)$  as a function the upper limit of the DoS integrals in the case of  $s_g$  fixing for two different  $\mu$  values. Different colors refer to different target ensembles characterized by  $\lambda a$  in the reweighting. When calculating the full integrals,  $\langle \pi \rangle_{B,\lambda}$  is about 2.4 times larger (with huge errors) than the value when cutting the integrals at e.g., 0. However, both the full integral DoS results and the cut integral results extrapolate to zero in  $\lambda a$ .

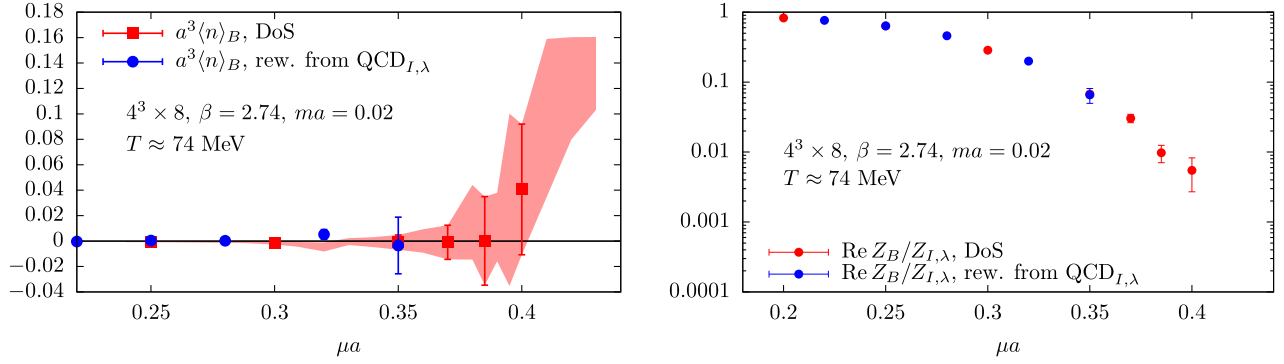


FIG. 8. Results obtained by constraining the gauge action density at  $4^3 \times 8$ ,  $am_\pi/2 = 0.2855(5)$ . The band in the left panel is obtained by reweighting from the quark chemical potential  $\mu_0$  of  $\text{QCD}_{I,\lambda}$  to  $\mu \neq \mu_0$  of  $\text{QCD}_B$  when calculating the DoS integrals.

considerably higher  $\mu a$  values than  $m_\pi a/2$  at these small lattices.

Two comments are in order. First, the highest reliably reachable  $\mu a$  value certainly depends on the accumulated statistics. We will elaborate more on this later. Second, strictly speaking, the pion condensation region of  $\text{QCD}_I$  starts at  $m_\pi/2$  only at zero temperature, and it can bend toward higher chemical potentials as the temperature increases. Therefore, to have a reliable comparison, it is important to locate the  $a\mu_c^{(\pi)}$  value, where the pion condensation sets in at the given temperature.

In order to determine this, we carried out simulations at different  $\lambda a$  values at several chemical potentials and studied the  $\lambda a$  to zero limit. This extrapolation, however, is not satisfactory to determine precisely  $a\mu_c^{(\pi)}$ . Following Refs. [46,47], we also tried to fit the results by the appropriate formula of chiral perturbation theory [47], but these fits were rather unreliable, probably due to the fact that the volume is not large enough. Alternatively, one can obtain  $a\mu_c^{(\pi)}(T)$  directly from the lattice simulations with the help of the spectral representation for the pion condensate [43,48]. To obtain this, the singular values of the Dirac operator,  $\xi_n$ , which are the eigenvalues of  $M^\dagger(\mu)M(\mu)$ , have to be calculated. Although this approach is valid again if the volume is large enough, following Refs. [43,44,49], one can define  $\pi^{(\text{impr})}$  according to

$$\begin{aligned}
 \langle \pi \rangle_{I,\lambda} &= \frac{T N_f}{V} \frac{1}{8} 2\lambda \langle \text{Tr}(M^\dagger(\mu)M(\mu) + \lambda^2)^{-1} \rangle_{I,\lambda} \\
 &= \frac{T N_f}{V} \frac{1}{8} 2\lambda \left\langle \sum_n (\xi_n^2 + \lambda^2)^{-1} \right\rangle_{I,\lambda} \\
 &\xrightarrow{V \rightarrow \infty} \frac{N_f}{4} \left\langle \int d\xi \rho(\xi) \lambda (\xi^2 + \lambda^2)^{-1} \right\rangle_{I,\lambda} \\
 &\xrightarrow{\lambda \rightarrow 0} \frac{N_f \pi}{8} \langle \rho(0) \rangle_{I,\lambda \rightarrow 0} \\
 &\equiv \langle \pi^{(\text{impr})} \rangle_{I,\lambda \rightarrow 0},
 \end{aligned} \tag{31}$$

where the spectral density  $\rho(\xi)$  is defined as

$$\rho(\xi) = \lim_{V \rightarrow \infty} \frac{T}{V} \sum_n \delta(\xi - \xi_n). \tag{32}$$

In the integral over  $\xi$ ,  $\rho(\xi)$  is multiplied by a representation of the Dirac- $\delta$  distribution; thus, by taking the  $\lambda \rightarrow 0$  limit, one arrives at  $N_f \pi \rho(0)/8$ , which is the improved operator. Therefore, it is enough to determine the lowest 200–300 singular values; build a histogram for the integrated spectral density,

$$N(\xi) = \int_0^\xi \rho(\xi') d\xi'; \tag{33}$$

and take the  $\xi \rightarrow 0$  limit of  $a^3 \langle N(\xi) \rangle_{I,\lambda} / \xi$ , which after being multiplied by  $\pi/2$  gives the improved pion condensate. Unfortunately, the approach at  $N_s = 4$  again cannot be applied probably due to the small volume, but it seems to provide reasonable results at  $N_s = 6$  (see Fig. 9, right panel). Figure 9 justifies that we are in the pion condensed phase on  $6^4$ , at  $\beta = 2.9$ ,  $ma = 0.05$  above  $\mu > m_\pi/2$ .

In order to test how the limit of the reliable application of DoS or reweighting changes as we decrease the temperature, we performed simulations at larger temporal sizes, namely at  $N_t = 12$  and  $N_t = 16$ . We found that, although at  $4^3 \times 12$ ,  $\beta = 2.74$ ,  $ma = 0.02$ ,  $\mu a = 0.34$  ( $\mu/m_\pi \approx 0.6$ ),  $\text{Re} Z_B > 0$  can be satisfied to  $\sim 9$  sigma level by using around 1800 configurations at each  $x$ , we cannot reach even positive  $Z_B$  at the 1 sigma level at  $\mu a = 0.38$  ( $\mu/m_\pi \approx 0.67$ ) using around 5000–6000 configurations. Estimating the number of needed configurations using the scaling of absolute errors as the inverse square root of configurations at different  $x$  suggests that more than  $10^5$  further configurations are needed at each  $x$ , where  $\rho(x) \sim O(1)$ ; however, note that this estimate becomes increasingly unreliable as the relative error of  $Z_B$  gets larger, such that a 1 sigma shift

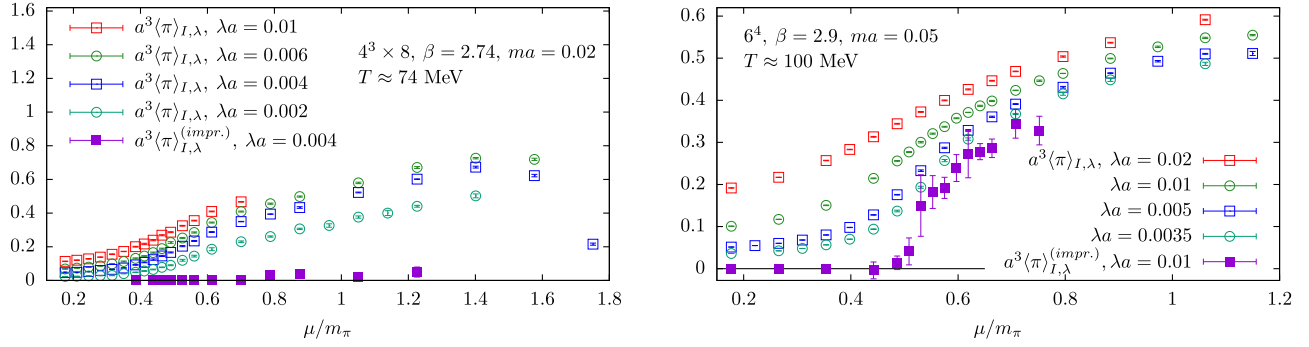


FIG. 9. The pion condensate of  $\text{QCD}_{I,\lambda}$  measured at several  $\lambda a$  as a function of  $\mu a$  for  $4^3 \times 8$  and  $6^4$  lattices.

in the average can result in an estimate several orders of magnitude larger.

We accumulated  $O(10^3)$  configurations at  $4^3 \times 16$ ,  $ma = 0.02$ , and using these, we found that the 2 sigma-level condition  $\text{Re}Z_B > 0$  spoils also in the range  $\mu a \sim 0.30 \dots 0.36$  ( $\mu/m_\pi \approx 0.53 \dots 0.63$ ).

It is worth it to emphasize that the positiveness of  $\text{Re}Z_B$  can be satisfied using much fewer configurations at smaller chemical potential. In this parameter range, the fluctuations of the observable might dominate the statistical error of an expectation value (depending on the observable). This is relevant especially below  $\mu = m_\pi/2$ , as the phase quenched theory also shows a Silver Blaze behavior and thus reweighting has very little effect.

In Fig. 10, we show an estimation for the number of configurations needed to measure  $Z_B$  with the higher precision of 1% accuracy on a  $4^3 \times 8$  lattice at  $\beta = 2.9$  and  $m = 0.05$ . One observes that the number of configurations needed increases rapidly with increasing  $\mu$ . In the small  $x$  region where the weight average is larger, this is approximately constant but increases at least exponentially with  $x$  in the region close to the maximum of  $\rho(x)$  (which is

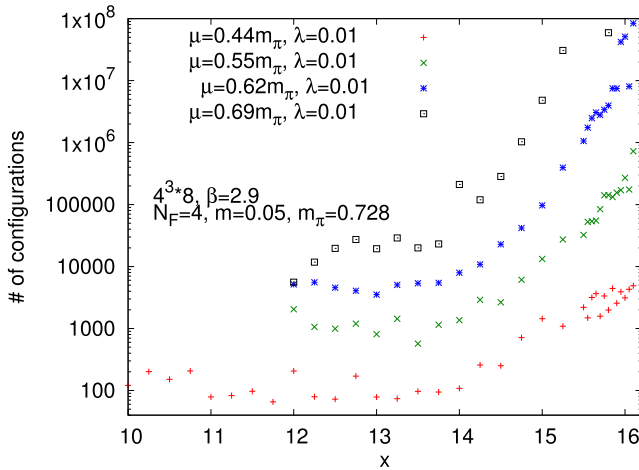


FIG. 10. Number of configurations needed for 1% accuracy measurement of  $Z_B$ , measured on a  $4^3 \times 8$  lattice at  $\beta = 2.9$ ,  $m = 0.05$ ,  $N_F = 4$  at various  $\mu$  and  $\lambda$  values as indicated.

in the region  $15 \leq x_{\text{max}} \leq 16$  for the parameters used in the plot). A precise calculation of observables at large chemical potentials and small temperatures using this method is thus not within the reach of current computational capabilities even on very small lattices.

We also estimated the performance of direct reweighting (without introducing a fixing term in the action) for the  $4^3 \times 8$  lattice using  $\beta = 2.9$  and  $m = 0.05$ . We observe a similar behavior: we fail to satisfy the  $\text{Re}Z_B > 0$  criterion at the 2 sigma level around  $\mu/m_\pi \approx 0.76$  even after collecting  $\sim 1.2 \times 10^5$  configurations. The density is consistent with zero for the chemical potentials where the positiveness of  $Z_B$  is satisfied.

Apart from the overlap and the sign problem, we mention a further limitation to safely reaching  $\mu \sim m_N/3$  on small lattices. As one might notice in Fig. 9, the pion condensate starts decreasing around  $\mu/m_\pi \sim 1.4$  (at  $\lambda a = 0.01$ ). This is a saturation effect [39]; the isospin density is close to half-filling at these chemical potentials. Far from the continuum,  $\mu = m_N/3$  might get close to this region where saturation effects dominate the physics, further complicating the issues of reweighting.

At  $N_s = N_t = 6$ ,  $\beta = 2.9$ , and  $ma = 0.05$ , the  $\text{Re}Z_B > 0$  criterion is valid at more than 2 sigma until the chemical potential range  $\mu/m_N \sim 0.2 \dots 0.22$ ; see Fig. 11. However, unlike the case of  $N_s = 4$ , it is found that at the last chemical potential at which the condition  $\text{Re}Z_B > 0$  is satisfied more than 2 sigma, i.e., at  $\mu a = 0.34$ , the quark number density  $a^3 \langle n \rangle_B$  becomes nonzero at the  $\sim 5$  sigma level. This chemical potential corresponds to  $\mu/m_\pi \sim 0.60$  ( $\mu/m_N \sim 0.20$ ). At the same lattice size at  $T \approx 100$  MeV, but at a smaller quark mass  $ma = 0.02$ , the reliability condition spoils at  $\mu/m_N \sim 0.17$  ( $\mu/m_\pi \sim 0.76$ ), so it clearly does not follow a scaling behavior related to  $m_\pi$  (Fig. 11). If that were the case, based on  $(m_\pi a)^2 \propto ma$ , one would find the breakdown of the reliability condition around  $\mu/m_N \sim 0.14$  (which gives  $\mu/m_\pi \sim 0.61$ ). For these simulations, at  $ma = 0.05$ ,  $\mu a = 0.34$ , we accumulated 4000–5000 configurations at 20 values of  $x$ , and at  $ma = 0.02$ ,  $\mu a = 0.28$ , we accumulated around 3000–4000 configurations. Indications of the onset were found



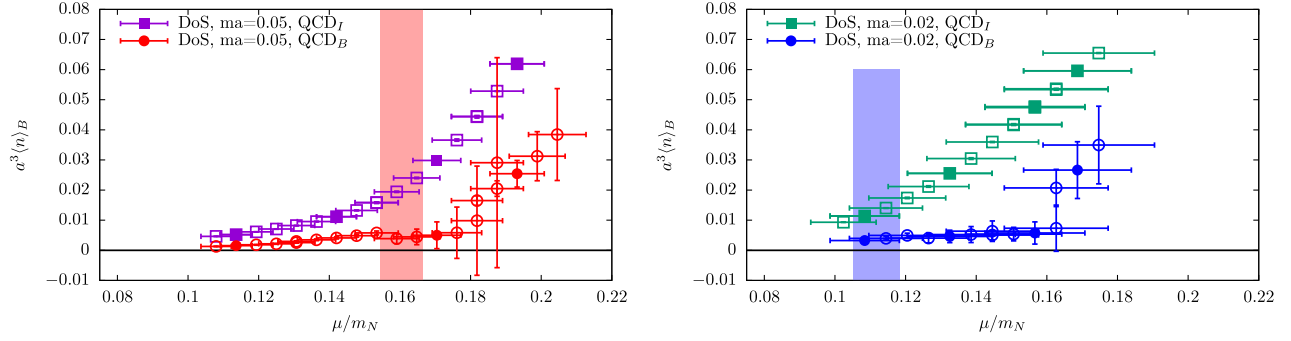


FIG. 11. The quark number density in  $\text{QCD}_B$  and the isospin density in  $\text{QCD}_I$  measured on  $6^4$  lattices at  $\beta = 2.9$ ,  $ma = 0.05$ , and  $m = 0.02$ . The huge horizontal errors come from the poor determination of  $m_N$ . The open symbols show the results of reweighting from the quark chemical potential  $\mu_0$  of  $\text{QCD}_{I,\lambda}$  (where the simulation was carried out) to  $\mu \neq \mu_0$ , when calculating the DoS integrals. The red and the blue bands denote the locations of  $m_\pi/(2m_N)$  for  $ma = 0.05$  and  $ma = 0.02$ , respectively. The temperature is around 100 MeV on both ensembles.

at around  $\mu/m_N \sim 0.18$  at  $ma = 0.05$  and at around  $\mu/m_N \sim 0.16$  at  $ma = 0.02$ .

Although to carry out the reweighting at larger chemical potentials would require many orders of magnitude higher statistics, our current results give an indication that the transition line of the nuclear onset is bent to lower chemical potentials at increasing temperatures.

#### IV. CONCLUSIONS

In this paper, we have studied the density of states method and direct reweighting to explore nonzero baryon chemical potential in QCD. We have included a ‘‘fixing term’’ in the action of QCD at finite isospin chemical potential, which restricts the values of a chosen operator. Our investigations are in the cold and dense region of the phase diagram where we sought to observe the Silver Blaze phenomenon.

In the DoS method, the final results were obtained after calculating the appropriate integrals and normalizing them according to Eq. (5). When applied at nonzero baryon chemical potential, nonreal weights  $w_B$  must be included. In order to classify the results of reweighting as reliable, we have applied the criterion  $\text{Re}Z_B > 0$  to at least 2 sigma level.

We have tested the fixing of the gauge action as well as the fixing of the pion condensate ( $\pi_\phi$  of  $\text{QCD}_{I,\lambda}$ ) and have observed that the results in the two cases behave similarly. When the pion condensate is constrained to be small, the weight factors  $w_B$  are larger. Constraining the gauge action to a small value lowers the pion condensate. As a consequence, the weights become larger in this case as well. Practically, it is more economical to use the gauge action fixing as the simulations are much cheaper.

One of the main motivations at the beginning of this work was to investigate whether the DoS integrals receive mainly contributions from configurations that have a low pion condensate. The results revealed that at the parameter range we used the region of small as well as large pion

condensate also contributes to the final results at finite baryon chemical potential. Although we have indeed observed that the weight factor strongly depends on the pion condensate, the shift in the peak of  $\rho(x)\langle w_B \rangle_x$  is moderate on small lattices. At larger volumes, the weights decay faster, but  $\rho(x)$  also becomes narrower, which results in a negligible shift of the peak position. We have investigated whether one can improve the situation by cutting the integrals over  $x$  manually and only allow configurations with a small pion condensate to contribute, as suggested in Ref. [20]. Although this way well-behaving weights can be obtained even at  $\mu > m_\pi/2$ , there is no such region of the upper limit of the integrals in which the cut observables are constant. Therefore, we conclude that cutting the DoS integrals is not a viable procedure to determine the expectation values of the studied observables.

The sign problem becomes severe around  $\mu \approx m_\pi/2$ . We have estimated the number of configurations one needs in order to overcome the sign problem slightly over this value. This number grows very quickly with the chemical potential, such that one cannot go deep into the  $\mu > m_\pi/2$  region even on very small lattices. However, at  $6^4$ ,  $\beta = 2.9$ ,  $T \approx 100$  MeV, we have managed to apply the DoS method with reweighting classified to be reliable and found indications of the baryonic onset at this temperature. This observation would imply that at higher temperatures the baryonic onset happens at lower chemical potentials than the zero temperature critical chemical potential  $\mu \approx m_N/3$ .

Finally, we note that both the DoS and direct reweighting from  $\text{QCD}_{I,\lambda}$  provide results consistent with our expectations as long as they are classified as reliable.

#### ACKNOWLEDGMENTS

This research was funded by the DFG Heisenberg Programme (Grant No. SE 2466/1-1), Emmy Noether Programme (Grant No. EN 1064/2-1), DFG Grant

No. SFB/TR55 and by the New National Excellence Program of the Ministry of Human Capacities of Hungary and was partially supported by the Hungarian National Research, Development and Innovation Office—NKFIH Grants No. KKP126769 and No. K113034. The

authors gratefully acknowledge the Gauss Centre for Supercomputing e.V. ([www.gauss-centre.eu](http://www.gauss-centre.eu)) for funding this project by providing computing time on the GCS Supercomputers JUQUEEN and JUWELS at Jülich Supercomputing Centre.

- 
- [1] Y. Aoki, G. Endrodi, Z. Fodor, S. D. Katz, and K. K. Szabo, The order of the quantum chromodynamics transition predicted by the standard model of particle physics, *Nature (London)* **443**, 675 (2006).
- [2] P. de Forcrand, Simulating QCD at finite density, *Proc. Sci., LAT2009* (2009) 010.
- [3] U. Wolff, Strong coupling expansion Monte Carlo, *Proc. Sci., LATTICE2010* (2010) 020.
- [4] G. Aarts, Complex Langevin dynamics and other approaches at finite chemical potential, *Proc. Sci., LATTICE2012* (2012) 017.
- [5] C. Gattringer, New developments for dual methods in lattice field theory at non-zero density, *Proc. Sci., LATTICE2013* (2014) 002.
- [6] D. Sexty, New algorithms for finite density QCD, *Proc. Sci., LATTICE2014* (2014) 016.
- [7] S. Borsányi, Fluctuations at finite temperature and density, *Proc. Sci., LATTICE2015* (2016) 015.
- [8] H.-T. Ding, Lattice QCD at nonzero temperature and density, *Proc. Sci., LATTICE2016* (2017) 022.
- [9] K. Langfeld, Density-of-states, *Proc. Sci., LATTICE2016* (2017) 010.
- [10] G. Bhanot, S. Black, P. Carter, and R. Salvador, A new method for the partition function of discrete systems with application to the 3 –  $d$  Ising model, *Phys. Lett. B* **183**, 331 (1987).
- [11] G. Bhanot, A. Gocksch, and P. Rossi, On simulation complex actions, *Phys. Lett. B* **199**, 101 (1987).
- [12] A. Gocksch, Simulating Lattice QCD at Finite Density, *Phys. Rev. Lett.* **61**, 2054 (1988).
- [13] X.-Q. Luo, Thermodynamical quantities of lattice full QCD from an efficient method, *Mod. Phys. Lett. A* **16**, 1615 (2001).
- [14] Z. Fodor, S. D. Katz, and C. Schmidt, The density of states method at non-zero chemical potential, *J. High Energy Phys.* **03** (2007) 121.
- [15] S. Ejiri, On the existence of the critical point in finite density lattice QCD, *Phys. Rev. D* **77**, 014508 (2008).
- [16] V. Azcoiti, G. di Carlo, and A. F. Grillo, A New Proposal for Including Dynamical Fermions in Lattice Gauge Theories: The Compact QED Case, *Phys. Rev. Lett.* **65**, 2239 (1990).
- [17] K. N. Anagnostopoulos and J. Nishimura, New approach to the complex action problem and its application to a non-perturbative study of superstring theory, *Phys. Rev. D* **66**, 106008 (2002).
- [18] J. Ambjorn, K. N. Anagnostopoulos, J. Nishimura, and J. J. M. Verbaarschot, The factorization method for systems with a complex action: A test in random matrix theory for finite density QCD, *J. High Energy Phys.* **10** (2002) 062.
- [19] J. Ambjorn, K. N. Anagnostopoulos, J. Nishimura, and J. J. M. Verbaarschot, Noncommutativity of the zero chemical potential limit and the thermodynamic limit in finite density systems, *Phys. Rev. D* **70**, 035010 (2004).
- [20] S. Aoki, M. Hanada, and A. Nakamura, Taming the pion condensation in QCD at finite baryon density: A numerical test in a random matrix model, *J. High Energy Phys.* **05** (2015) 071.
- [21] G. Bhanot, K. Bitar, S. Black, P. Carter, and R. Salvador, The partition function of  $Z(2)$  and  $Z(8)$  lattice gauge theory in four-dimensions: A novel approach to simulations of lattice systems, *Phys. Lett. B* **187**, 381 (1987).
- [22] C. Gattringer and P. Tórek, Density of states method for the  $Z_3$  spin model, *Phys. Lett. B* **747**, 545 (2015).
- [23] K. Langfeld and B. Lucini, Density of states approach to dense quantum systems, *Phys. Rev. D* **90**, 094502 (2014).
- [24] K. Langfeld, B. Lucini, and A. Rago, The Density of States in Gauge Theories, *Phys. Rev. Lett.* **109**, 111601 (2012).
- [25] K. Langfeld and J. M. Pawłowski, Two-color QCD with heavy quarks at finite densities, *Phys. Rev. D* **88**, 071502 (2013).
- [26] M. Giuliani and C. Gattringer, Density of states FFA analysis of  $SU(3)$  lattice gauge theory at a finite density of color sources, *Phys. Lett. B* **773**, 166 (2017).
- [27] J. B. Kogut, H. Matsuoka, M. Stone, H. W. Wyld, S. H. Shenker, J. Shigemitsu, and D. K. Sinclair, Chiral symmetry restoration in baryon rich environments, *Nucl. Phys.* **B225**, 93 (1983).
- [28] I. Barbour, N.-E. Behlil, E. Dagotto, F. Karsch, A. Moreo, M. Stone, and H. W. Wyld, Problems with finite density simulations of lattice QCD, *Nucl. Phys.* **B275**, 296 (1986).
- [29] C. T. H. Davies and E. G. Klepfish, Quenched QCD at finite density, *Phys. Lett. B* **256**, 68 (1991).
- [30] J. B. Kogut, M. P. Lombardo, and D. K. Sinclair, Quenched QCD at finite density, *Phys. Rev. D* **51**, 1282 (1995).
- [31] M.-P. Lombardo, J. B. Kogut, and D. K. Sinclair, Pathologies of quenched lattice QCD at nonzero density and its effective potential, *Phys. Rev. D* **54**, 2303 (1996).
- [32] I. M. Barbour, S. E. Morrison, E. G. Klepfish, J. B. Kogut, and M.-P. Lombardo, Results on finite density QCD, *Nucl. Phys. B, Proc. Suppl.* **60A**, 220 (1998).
- [33] I. M. Barbour, S. E. Morrison, E. G. Klepfish, J. B. Kogut, and M.-P. Lombardo, The critical points of strongly coupled lattice QCD at nonzero chemical potential, *Phys. Rev. D* **56**, 7063 (1997).

- [34] K. Nagata, S. Motoki, Y. Nakagawa, A. Nakamura, and T. Saito, Towards extremely dense matter on the lattice, *Prog. Theor. Exp. Phys.* **2012**, 1A103 (2012).
- [35] K. Nagata, On early onset of quark number density at zero temperature, 2012.
- [36] M. A. Stephanov, Random Matrix Model of QCD at Finite Density and the Nature of the Quenched Limit, *Phys. Rev. Lett.* **76**, 4472 (1996).
- [37] M. G. Alford, A. Kapustin, and F. Wilczek, Imaginary chemical potential and finite fermion density on the lattice, *Phys. Rev. D* **59**, 054502 (1999).
- [38] Regarding numerics, practically, it would never be zero. When the Dirac operator has small eigenvalues, the matrix inversions are slowed down during the simulation.
- [39] J. B. Kogut and D. K. Sinclair, Quenched lattice QCD at finite isospin density and related theories, *Phys. Rev. D* **66**, 014508 (2002).
- [40] Z. Fodor and S. D. Katz, Lattice determination of the critical point of QCD at finite T and  $\mu$ , *J. High Energy Phys.* **03** (2002) 014.
- [41] M. Golterman, Y. Shamir, and B. Svetitsky, Breakdown of staggered fermions at nonzero chemical potential, *Phys. Rev. D* **74**, 071501 (2006).
- [42] A. S. Kronfeld, Lattice gauge theory with staggered fermions: How, where, and why (not), *Proc. Sci., LAT2007* (2007) 016.
- [43] B. B. Brandt and G. Endrodi, QCD phase diagram with isospin chemical potential, *Proc. Sci., LATTICE2016* (2016) 039.
- [44] B. B. Brandt, G. Endrodi, and S. Schmalzbauer, QCD phase diagram for nonzero isospin-asymmetry, *Phys. Rev. D* **97**, 054514 (2018).
- [45] S. Borsanyi *et al.*, High-precision scale setting in lattice QCD, *J. High Energy Phys.* **09** (2012) 010.
- [46] G. Endrödi, Magnetic structure of isospin-asymmetric QCD matter in neutron stars, *Phys. Rev. D* **90**, 094501 (2014).
- [47] K. Splittorff, D. Toublan, and J. J. M. Verbaarschot, Thermodynamics of chiral symmetry at low densities, *Nucl. Phys.* **B639**, 524 (2002).
- [48] T. Kanazawa, T. Wettig, and N. Yamamoto, Singular values of the Dirac operator in dense QCD-like theories, *J. High Energy Phys.* **12** (2011) 007.
- [49] B. B. Brandt, G. Endrodi, and S. Schmalzbauer, QCD at finite isospin chemical potential, *EPJ Web Conf.* **175**, 07020 (2018).