

Non-Gaussian enhancements of galactic halo correlations in quasi-single field inflation

Haipeng An,^{1,2} Michael McAneny,¹ Alexander K. Ridgway,¹ and Mark B. Wise¹

¹*Walter Burke Institute for Theoretical Physics, California Institute of Technology, Pasadena, California 91125, USA*

²*Department of Physics, Tsinghua University, Beijing 100084, China*



(Received 2 January 2018; published 19 June 2018)

We consider a quasi-single field inflation model in which the inflaton interacts with a massive scalar field called the isocurvaton. Due to the breaking of time translational invariance by the inflaton background, these interactions induce kinetic mixing between the inflaton and isocurvaton, which is parameterized by a constant μ . We derive analytic formulas for the curvature perturbation two-, three-, four-, five-, and six-point functions explicitly in terms of the external wave vectors in the limit where μ and the mass of the isocurvaton m are both much smaller than H . In previous work, it has been noted that when m/H and μ/H are small, the non-Gaussianities predicted by quasi-single field inflation give rise to long wavelength enhancements of the power spectrum for biased objects (e.g., galactic halos). We review this calculation, and calculate the analogous enhanced contribution to the bispectrum of biased objects. We determine the scale at which these enhanced terms are larger than the Gaussian piece. We also identify the scaling of these enhanced parts to the n -point function of biased objects.

DOI: [10.1103/PhysRevD.97.123528](https://doi.org/10.1103/PhysRevD.97.123528)

I. INTRODUCTION

The inflationary paradigm [1] proposes an era in the very early universe during which the energy density is dominated by vacuum energy. It explains why the universe is close to flat and the near isotropy of the cosmic microwave background radiation. In addition, it has a simple quantum mechanical mechanism for generating energy density perturbations with wavelengths that are well outside the horizon in the early universe. The energy density perturbations resulting from inflation have an almost scale invariant Harrison-Zeldovich power spectrum. The simplest inflation models consist of a single scalar field ϕ called the inflaton. The quantum fluctuations in the Goldstone mode π associated with the breaking of time translation invariance by the inflaton [2] source the energy density fluctuations. In the simplest of these single field inflationary models, the density perturbations are approximately Gaussian [3].

Quasi-single field inflation [4] is a simple generalization of single field inflation that consists of a massive scalar field, the isocurvaton field s , that couples to the inflaton. This coupling can give rise to significant non-Gaussianities

in the correlators of π . The Lagrange density in this model contains an unusual kinetic mixing of the form $\mu\dot{\pi}s$ that gives rise to a wealth of interesting phenomena.

In this paper, we study the effects of primordial non-Gaussianities on large scale structure. One complication that is not present for the microwave background radiation is that galaxies are biased objects. They do not trace the mass distribution but rather arise at special points, for example where the fluctuations in the mass density exceed some threshold. It was realized in [5,6] that the power spectrum for biased objects can deviate significantly from Harrison-Zeldovich on large scales if the primordial mass density perturbations are non-Gaussian. These effects have become known as scale-dependent bias and stochastic bias. In [7] these enhancements for the power spectrum of biased objects were systematically explored within the context of quasi-single field inflation.¹ Quantitative predictions for the power spectrum of galactic halos in quasi-single field inflation (and other models for non-Gaussian primordial fluctuations) were recently made in [8]. Very recently the scale-dependent bias introduced by higher spin fields [9] coupled to the inflaton has been explored [10].

In this paper we continue and extend the work of [7] and compute the galactic halo power spectrum and bispectrum

Published by the American Physical Society under the terms of the Creative Commons Attribution 4.0 International license. Further distribution of this work must maintain attribution to the author(s) and the published article's title, journal citation, and DOI. Funded by SCOAP³.

¹We refer to these effects as enhancements even though for some range of wave-vectors and model parameters they can interfere destructively with the usual part arising from Gaussian primordial density fluctuations.

in quasi-single field inflation. The bispectrum for galaxies was computed for local non-Gaussianity in [11] and for equilateral non-Gaussianity [12]. We make explicit numerical predictions by adopting the very simple model in which galaxies arise at points where the underlying energy density fluctuations (averaged over a volume) are above a threshold [13].² Also, we identify the scaling of the n -point function of the halo overdensity in quasi-single field inflation within this threshold model.

The impact of the non-Gaussianities in quasi-single field inflation is largest when the kinetic mixing μ and the isocurvaton mass m are small compared to the Hubble constant during inflation H . We derive new analytic methods to calculate the correlations of π in this region of parameter space. These are applied to derive analytic expressions for the two-, three-, four-, five-, and six-point functions of π . We apply these results to derive explicit expressions for the galactic halo power spectrum and bispectrum. The effects in the power spectrum and the bispectrum of galaxies due to primordial non-Gaussianities can become pronounced at the scale $q \simeq 1/(200h^{-1} \text{ Mpc})$. In this work we neglect the time evolution of the galaxy distribution after galaxies form. Even though this is not a small effect, we do not expect that neglecting it will qualitatively impact our conclusions. Furthermore, the computations we perform of the higher correlations of π will be useful for a more complete computation of the galaxy bispectrum.

In Sec. II we outline the quasi-single field inflation model. We discuss the power series expansion of the mode functions of the quantum fields π and s at small $|\tau|$, where τ is conformal time. For small μ/H and m/H , a method is developed to determine the power series coefficients needed to compute the two-, three-, four-, five- and six-point correlations of the curvature perturbation ζ .³ In Sec. III we compute the three-, four-, five- and six-point correlations of ζ . The three- and four-point functions are computed for general wave vectors, but the five- and six-point functions are only computed for the configurations of wave-vectors that are relevant to the long wavelength enhancements to the galactic halo bispectrum. Section IV introduces the bias expansion and the points above threshold model for the galactic halo overdensity. The results from Sec. III are used to compute the halo power spectrum and bispectrum. We also present the scaling of the n -point function of the halo overdensity in quasi-single field inflation. Concluding remarks are given in Sec. V.

II. THE MODEL AND THE MODE FUNCTIONS

We consider a quasi-single field inflation theory in which inflation is driven by a single scalar inflaton field ϕ and the inflaton is coupled to a single massive scalar isocurvaton

field s . The classical background field of the inflaton, $\phi_0(t)$, is time-dependent but we will impose conditions so that leading order in slow-roll parameters, the background value of s is zero. We also impose a shift symmetry $\phi \rightarrow \phi + c$ and a Z_2 symmetry $\phi \rightarrow -\phi$ on the inflaton that is only broken by its potential. This implies that the isocurvaton field s couples to derivatives of the inflaton. The lowest dimension operator coupling the inflaton to the isocurvaton is the dimension five operator,

$$\mathcal{L}_{\text{dim } 5} = \frac{1}{\Lambda} g^{\mu\nu} \partial_\mu \phi \partial_\nu \phi s. \quad (2.1)$$

We choose the gauge in which the inflaton is only a function of time, $\phi(x) = \phi_0(t)$. We expand the potential for s in a power series about $s=0$, $V(s) = V's + V''s^2/2 + V'''s^3/3! + \dots$ and assume the tadpole in s cancels, $(\dot{\phi}_0)^2/\Lambda - V' = 0$. Since we work to leading order in slow-roll parameters, we can neglect $\ddot{\phi}_0$, making this cancellation possible. To obtain long wavelength enhancements to the correlations of biased objects, we need m , the mass of s ($m^2 = V''$), to be less than the Hubble constant during inflation, H . We assume there is some inflaton potential (likely non-analytic in ϕ) that gives values of the power spectrum tilt n_s and the tensor to scalar ratio r consistent with observations.

The Goldstone field $\pi(x)$, associated with time translational invariance breaking by the time dependence of ϕ_0 , gives rise to the curvature fluctuations. In a de-Sitter background, the Lagrangian describing $\pi(x)$ and $s(x)$ is

$$\mathcal{L} = \mathcal{L}_0 + \mathcal{L}_{\text{int}} \quad (2.2)$$

where

$$\mathcal{L}_0 = \frac{1}{2(H\tau)^2} \left((\partial_\tau \pi)^2 - \nabla \pi \cdot \nabla \pi + (\partial_\tau s)^2 - \frac{m^2}{(H\tau)^2} s^2 - \nabla s \cdot \nabla s - \frac{2\mu}{H\tau} s \partial_\tau \pi \right) \quad (2.3)$$

and

$$\mathcal{L}_{\text{int}} = \frac{1}{(H\tau)^4} \left(\frac{(H\tau)^2}{\Lambda} ((\partial_\tau \pi)^2 - \nabla \pi \cdot \nabla \pi) s - \frac{V'''}{3!} s^3 - \frac{V^{(4)}}{4!} s^4 \dots \right). \quad (2.4)$$

In Eq. (2.3) we have introduced

$$\mu = 2\dot{\phi}_0/\Lambda \quad (2.5)$$

and conformal time $\tau = -e^{-Ht}/H$. We have rescaled π by $\dot{\phi}_0$ (we take $\dot{\phi}_0 > 0$) to obtain a more standard normalization for the π kinetic term. We have also included the

²Kaiser applied this model to explain the biasing of rich clusters of galaxies [14].

³ π and ζ are linearly related.

measure factor $\sqrt{-g}$ in the Lagrangian so that the action is equal to $\int d^3x d\tau \mathcal{L}$. Note the unusual kinetic mixing term in (2.3) which is a result of the background inflaton field breaking Lorentz invariance.

To compute correlation functions involving π and s , we expand the quantum fields in terms of creation and annihilation operators. Since the fields π and s have kinetic mixing, they share a pair of creation and annihilation operators. Introducing $\eta = k\tau$ we write,

$$\begin{aligned} \pi(\mathbf{x}, \tau) = & \int \frac{d^3k}{(2\pi)^3} (a^{(1)}(\mathbf{k})\pi_k^{(1)}(\eta)e^{i\mathbf{k}\cdot\mathbf{x}} \\ & + a^{(2)}(\mathbf{k})\pi_k^{(2)}(\eta)e^{i\mathbf{k}\cdot\mathbf{x}} + \text{H.c.}) \end{aligned} \quad (2.6)$$

and

$$\begin{aligned} s(\mathbf{x}, \tau) = & \int \frac{d^3k}{(2\pi)^3} (a^{(1)}(\mathbf{k})s_k^{(1)}(\eta)e^{i\mathbf{k}\cdot\mathbf{x}} \\ & + a^{(2)}(\mathbf{k})s_k^{(2)}(\eta)e^{i\mathbf{k}\cdot\mathbf{x}} + \text{H.c.}) \end{aligned} \quad (2.7)$$

By varying (2.3) we can obtain the equations of motion for the mode functions $\pi_k^{(i)}(\eta)$ and $s_k^{(i)}(\eta)$. These are

$$\pi_k^{(i)\prime\prime} - \frac{2\pi_k^{(i)\prime}}{\eta} + \pi_k^{(i)} - \frac{\mu}{H} \left(\frac{s_k^{(i)\prime}}{\eta} - \frac{3s_k^{(i)}}{\eta^2} \right) = 0 \quad (2.8)$$

and

$$s_k^{(i)\prime\prime} - \frac{2s_k^{(i)\prime}}{\eta} + \left(1 + \frac{m^2}{H^2\eta^2} \right) s_k^{(i)} + \frac{\mu}{H} \frac{\pi_k^{(i)\prime}}{\eta} = 0, \quad (2.9)$$

where a “ \prime ” indicates an η derivative.

A. Power series solution

As mentioned in the introduction it is difficult to solve Eqs. (2.8) and (2.9) analytically for general m and μ . Fortunately, in the small m/H and μ/H regime we do not need the mode functions' full time-dependence to determine the leading behavior of the correlation functions of π . Rather, we only need their small $-\eta$ behavior.⁴ To determine this, we obtain a power series solution to (2.8) and (2.9). To begin, we rescale the mode functions

$$\pi_k^{(i)}(\eta) = (H/k^{3/2})\pi^{(i)}(\eta) \quad s_k^{(i)}(\eta) = (H/k^{3/2})s^{(i)}(\eta) \quad (2.10)$$

and then expand $\pi^{(i)}(\eta)$ and $s^{(i)}(\eta)$ as a power series in $-\eta$

$$\pi^i(\eta) = \sum_{n=0}^{\infty} a_{r,n}^{(i)}(-\eta)^{n+r} \quad s^i(\eta) = \sum_{n=0}^{\infty} b_{r,n}^{(i)}(-\eta)^{n+r}. \quad (2.11)$$

By plugging (2.11) into (2.8) and (2.9), we derive relations among the coefficients $a_{r,n}^{(i)}$ and $b_{r,n}^{(i)}$

$$\begin{aligned} & \left[a_{r,0}^{(i)}r - \frac{\mu}{H}b_{r,0}^{(i)} \right] (r-3)(-\eta)^{r-2} + \left[a_{r,1}^{(i)}(r+1) - \frac{\mu}{H}b_{r,1}^{(i)} \right] (r-2)(-\eta)^{r-1} \\ & + \sum_{n=0}^{\infty} \left[\left[a_{r,n+2}^{(i)}(n+r+2) - \frac{\mu}{H}b_{r,n+2}^{(i)} \right] (n+r-1) + a_{r,n}^{(i)} \right] (-\eta)^{n+r} = 0 \\ & \left[\left[b_{r,0}^{(i)}(r-3) + \frac{\mu}{H}a_{r,0}^{(i)} \right] r + b_{r,0}^{(i)}\frac{m^2}{H^2} \right] (-\eta)^{r-2} + \left[\left[b_{r,1}^{(i)}(r-2) + \frac{\mu}{H}a_{r,1}^{(i)} \right] (r+1) + b_{r,1}^{(i)}\frac{m^2}{H^2} \right] (-\eta)^{r-1} \\ & + \sum_{n=0}^{\infty} \left[\left[b_{r,n+2}^{(i)}(n+r-1) + \frac{\mu}{H}a_{r,n+2}^{(i)} \right] (n+r+2) + b_{r,n+2}^{(i)}\frac{m^2}{H^2} + b_{r,n}^{(i)} \right] (-\eta)^{n+r} = 0. \end{aligned} \quad (2.12)$$

Since (2.12) is true for all $\eta < 0$, the coefficient multiplying each power of $-\eta$ vanishes. The constraints due to the coefficients multiplying $(-\eta)^{n+r}$ provide recursion relations relating the $n+2$ coefficients to the n ones. The constraints due to the coefficients multiplying $(-\eta)^{r-2}$ are

$$\begin{aligned} & \left(a_{r,0}^{(i)}r - \frac{\mu}{H}b_{r,0}^{(i)} \right) (r-3) = 0, \\ & \left[b_{r,0}^{(i)}(r-3) + \frac{\mu}{H}a_{r,0}^{(i)} \right] r + b_{r,0}^{(i)}\frac{m^2}{H^2} = 0. \end{aligned} \quad (2.13)$$

⁴Conformal time η satisfies $-\infty < \eta < 0$ with inflation ending at $\eta = 0$.

Equation (2.13) implies the only possible values of r are

$$r = 0, 3, \quad \alpha_-, \alpha_+ \quad (2.14)$$

where

$$\alpha_{\pm} = 3/2 \pm \sqrt{9/4 - (\mu/H)^2 - (m/H)^2}. \quad (2.15)$$

Note α_- and α_+ approach 0 and 3 when m and μ approach zero. Then small μ/H and m/H imply small α_- . Considering odd n instead of even n results in the same exact solution, so we take $a_{r,1}^{(i)} = b_{r,1}^{(i)} = 0$ to eliminate this redundant solution.

There are then four branches of the series solution (2.11). The leading power of each branch is $(-\eta)^r$ and the successive terms go like $(-\eta)^{r+2k}$ where k is a positive integer. The series solutions (2.11) are a linear combination of each branch. The small $-\eta$ behavior of $\pi^{(i)}$ and $s^{(i)}$ is then

$$\begin{aligned}\pi^{(i)}(\eta) &= a_0^{(i)} + a_-^{(i)}(-\eta)^{\alpha_-} + a_{0,2}^{(i)}(-\eta)^2 + a_{-,2}^{(i)}(-\eta)^{\alpha_-+2} \\ &\quad + a_+^{(i)}(-\eta)^{\alpha_+} + a_3^{(i)}(-\eta)^3 + \dots \\ s^{(i)}(\eta) &= b_-^{(i)}(-\eta)^{\alpha_-} + b_{0,2}^{(i)}(-\eta)^2 + b_-^{(i)}(-\eta)^{\alpha_-+2} \\ &\quad + b_+^{(i)}(-\eta)^{\alpha_+} + b_3^{(i)}(-\eta)^3 + \dots\end{aligned}\quad (2.16)$$

Note that we have used the notation $a_{\pm,n}^{(i)} \equiv a_{\alpha_{\pm,n}}^{(i)}$ and $b_{\pm,n}^{(i)} \equiv b_{\alpha_{\pm,n}}^{(i)}$, and we have also written the $n = 0$ coefficients as $a_r^{(i)}$. Moreover, $b_0^{(i)} = 0$ due to (2.13).

As $-\eta \rightarrow 0$, $s^{(i)}(\eta) \rightarrow 0$ while $\pi^{(i)}(\eta) \rightarrow a_0^{(i)}$. However, for $\alpha_- \ll 1$ the $(-\eta)^{\alpha_-}$ term will remain significant even for $-\eta \ll 1$ which means π can undergo superhorizon evolution. We can estimate the value of η at which π stops evolving using $\alpha_- \simeq (\mu^2 + m^2)/(3H^2)$ which is valid for small μ and m . The π modes then stop evolving at $-\eta \sim e^{-3H^2/(\mu^2+m^2)}$. In this paper we only consider values of m and μ such that the modes of interest stop evolving before the end of inflation. Then one does not need to consider the details of reheating to make predictions for the curvature perturbations.

Equation (2.13) can also be used to relate the $a^{(i)}$ and $b^{(i)}$ coefficients multiplying the leading $(-\eta)^r$ term of each branch

$$\begin{aligned}b_0^{(i)} &= 0, & b_-^{(i)} &= \frac{Ha_-^{(i)}\alpha_-}{\mu}, \\ b_+^{(i)} &= \frac{Ha_+^{(i)}\alpha_+}{\mu}, & b_3^{(i)} &= \frac{-3H\mu}{m^2}a_3^{(i)}.\end{aligned}\quad (2.17)$$

A full solution to the mode equations is unnecessary. We only need certain combinations of the power series coefficients to derive the leading (for small m and μ) behavior of the correlation functions of π and s . For example, the combinations $\sum_i |a_0^{(i)}|^2$, $\sum_i a_0^{(i)} b_-^{(i)*}$ and $\sum_i |b_-^{(i)}|^2$ determine the two point functions $\langle \pi\pi \rangle$, $\langle \pi s \rangle$ and $\langle ss \rangle$ at late times.

B. Power series coefficients

In this section, we outline the derivation of the combinations of power series coefficients that are needed to compute the correlation functions of π when m/H and μ/H are small. We begin with the combination $\sum_i |b_-^{(i)}|^2$, which can be obtained by matching to an effective field theory that reproduces the correct two point function of s in the small η

limit. It turns out that once we know $\sum_i |b_-^{(i)}|^2$ we can determine $\sum_i |a_0^{(i)}|^2$ and $\sum_i a_0^{(i)} b_-^{(i)*}$ from the full theory.

In the small $-\eta$ limit we can neglect the second term appearing in (2.3). Then:

$$\begin{aligned}\mathcal{L}_0^{\text{EFT}} &= \frac{1}{2(H\tau)^2} \left((\partial_\tau \pi)^2 + (\partial_\tau s)^2 - \frac{m^2}{(H\tau)^2} s^2 \right. \\ &\quad \left. - \nabla s \cdot \nabla s - \frac{2\mu}{H\tau} s \partial_\tau \pi \right)\end{aligned}\quad (2.18)$$

The π equation of motion gives

$$\partial_\tau \pi = \frac{\mu}{H} \frac{s(\tau)}{\tau}\quad (2.19)$$

where we have dropped a term proportional to τ^2 in (2.19). The solution of Eq. (2.19) is

$$\pi(\tau) = c_1 + \int_{-\infty}^{\tau} \frac{\mu}{H} \frac{s(\tau')}{\tau'} d\tau' \quad (2.20)$$

where c_1 is a constant operator. As mentioned earlier, since (for small η) $s_k^{(i)}(\eta) \simeq b_-^{(i)}(-\eta)^{\alpha_-}$ and α_- is small, the mode functions $s_k^{(i)}$ remain nonzero even after the mode wave-vector has exited the horizon (i.e., when $|\eta| < 1$). Due to the factor of $1/\tau$ in the integral in (2.20), the π mode functions will undergo superhorizon growth and can become quite large if m/H and μ/H are small.

We use Eq. (2.20) to express the field π in terms of s . Integrating out π using its equation of motion yields an effective Lagrangian for s :

$$\mathcal{L}_0^{\text{EFT}} = \frac{1}{2(H\tau)^2} \left((\partial_\tau s)^2 - \frac{m^2 + \mu^2}{(H\tau)^2} s^2 - \nabla s \cdot \nabla s \right).\quad (2.21)$$

Since in this effective theory there is only one field s , it can be written in terms of a single mode function s_k that satisfies the differential equation,

$$s_k''(\eta) - \frac{2}{\eta} s_k'(\eta) + s_k(\eta) + \left(\frac{\mu^2}{H^2} + \frac{m^2}{H^2} \right) \frac{s_k(\eta)}{\eta^2} = 0.\quad (2.22)$$

The solution to (2.22) that satisfies the asymptotic Bunch-Davies vacuum condition and is consistent with the canonical commutation relations is

$$s_k(\eta) = H \sqrt{\frac{\pi}{4k^3}} (-\eta)^{3/2} H_\nu^{(1)}(\eta)\quad (2.23)$$

where $\nu = \sqrt{9/4 - (\mu/H)^2 - (m/H)^2}$ and $H_\nu^{(1)}$ is a Hankel function of the first kind. The small $-\eta$ limit of (2.23) is

$$s_k(\eta) = H(-\eta)^{\alpha_-} \frac{i}{k^{3/2}} \frac{1}{\sqrt{2}}. \quad (2.24)$$

Using (2.24), we can determine the small $-\eta$ limit of the two-point function of the Fourier transform of s . Denoting this Fourier transform by $s_{\mathbf{k}}$, we obtain

$$\langle s_{\mathbf{k}} s_{\mathbf{k}'} \rangle(\tau') = (2\pi)^3 \delta^3(\mathbf{k} + \mathbf{k}') \frac{H^2}{2k^3} (-\eta)^{2\alpha_-}. \quad (2.25)$$

By matching the full theory prediction for $\langle ss \rangle$ to (2.25) we find

$$\sum_i |b_-^{(i)}|^2 = \frac{1}{2}. \quad (2.26)$$

Equation (2.20) can be used to determine the leading small $-\eta$ behavior of the π mode functions in the full theory. It gives

$$\pi^{(i)}(0) = c_1^{(i)} + \int_{-\infty}^0 \frac{\mu}{H} \frac{s^{(i)}(\eta')}{\eta'} d\eta'. \quad (2.27)$$

From Eq. (2.16) we see that the integrand in (2.27) goes like $(-\eta)^{-1+\alpha_-}$ in the IR region of the integral, i.e., $-\eta < 1$. For small m/H and μ/H , α_- is very small and the integral will receive a large contribution from the IR. On the other hand, the contribution from the UV is small because the mode functions become oscillatory with smaller amplitude when $-\eta > 1$. This means the integral is fixed by the integrand's IR behavior so that⁵

$$\begin{aligned} \pi^{(i)}(0) &\simeq c_1^{(i)} - \frac{\mu b_-^{(i)}}{H} \int_{-1}^0 (-\eta)^{-1+\alpha_-} d\eta \\ &= c_1^{(i)} - \frac{\mu b_-^{(i)}}{H} \frac{1}{\alpha_-} = c_1^{(i)} - \frac{3\mu H b_-^{(i)}}{\mu^2 + m^2}. \end{aligned} \quad (2.28)$$

In (2.28) we have used $\alpha_-^{-1} \simeq 3H^2/(\mu^2 + m^2)$. The corrections to (2.28) are suppressed by powers of α_- and are unimportant when m/H and μ/H are small. The integral is insensitive to the exact value of the UV cutoff because α_- is small.

We can now compute the two-point function of the Fourier transform of π , which can be written as

$$\langle \pi_{\mathbf{k}}(0) \pi_{\mathbf{k}'}(0) \rangle \simeq (2\pi)^3 \delta(\mathbf{k} + \mathbf{k}') \frac{H^2}{k^3} C_2(\mu, m). \quad (2.29)$$

We determine $C_2(\mu, m)$ by taking the magnitude squared of (2.28):

⁵We will use these same arguments when we evaluate the time integrals involved in the calculation of higher point correlators.

$$\begin{aligned} C_2(\mu, m) &\simeq \sum_i \left[|c_1^{(i)}|^2 + \frac{9\mu^2 H^2}{(\mu^2 + m^2)} |b_-^{(i)}|^2 \right. \\ &\quad \left. - \frac{6\mu H}{\mu^2 + m^2} \text{Re}(c_1^{(i)} b_-^{(i)*}) \right]. \end{aligned} \quad (2.30)$$

In writing (2.30), we have only kept the terms that are most important for m/H and μ/H small. Now $\langle \pi\pi \rangle$ is invariant under $s \rightarrow -s$.⁶ This implies the last term in the brackets of (2.30) has to vanish. We can determine the first term by noting that the constant $c_1^{(i)}$ is μ independent. This can be seen from the fact that it is a boundary condition fixed by the UV, thereby independent of the mixing factor μ . We can then fix the first term in (2.30) by demanding that $C_2(0, m) = 1/2$. Finally, using (2.26) we find that

$$C_2(\mu, m) \simeq \frac{1}{2} + \frac{9\mu^2 H^2}{2(\mu^2 + m^2)^2}. \quad (2.31)$$

Equation (2.31) gives the leading behavior of $C_2(\mu, m)$ in the limit of small m/H and μ/H . We can determine the accuracy of (2.31) by extending the numerical techniques developed in [15,16] to the region of small m/H and μ/H and computing the power spectrum numerically. This is done in Appendix A.

We now compute the leading m and μ dependence of the curvature perturbation two-point function. The curvature perturbation is related to the Goldstone field by

$$\zeta_{\mathbf{k}} = -\frac{H}{\dot{\phi}_0} \pi_{\mathbf{k}}. \quad (2.32)$$

The curvature perturbation two-point is then

$$\begin{aligned} \langle \zeta_{\mathbf{k}_1} \zeta_{\mathbf{k}_2} \rangle &= \left(\frac{H}{\dot{\phi}_0} \right)^2 \langle \pi_{\mathbf{k}_1} \pi_{\mathbf{k}_2} \rangle = (2\pi)^3 \delta(\mathbf{k}_1 + \mathbf{k}_2) \mathcal{P}_\zeta(k) \\ &= (2\pi)^3 \delta(\mathbf{k}_1 + \mathbf{k}_2) \left(\frac{H^2}{\dot{\phi}_0^2} \right)^2 \frac{1}{k^3} C_2(\mu, m). \end{aligned} \quad (2.33)$$

Using (2.33) we can express $\dot{\phi}_0$ in terms of μ , m , and the measured value of the dimensionless power spectrum Δ_ζ [17]:

$$\Delta_\zeta^2 = 2.12 \times 10^{-9} = \frac{k^3}{2\pi^2} \mathcal{P}_\zeta(k) = \left(\frac{H^2}{\dot{\phi}_0^2} \right)^2 \frac{1}{2\pi^2} C_2(\mu, m). \quad (2.34)$$

This implies

⁶If we treat μ as a perturbation then all of the corrections to $\langle \pi\pi \rangle$ involve even powers of the s field.

$$\frac{\dot{\phi}_0}{H^2} = \sqrt{\frac{C_2(\mu, m)}{2\pi^2 \Delta_\zeta^2}}. \quad (2.35)$$

We can determine the combination $\sum_i a_0^{(i)} b_{-2}^{(i)*}$ by multiplying both sides of (2.28) by $b_{-2}^{(i)*}$ and summing over i . This gives

$$\sum_i a_0^{(i)} b_{-2}^{(i)*} = \sum_i c_1^{(i)} b_{-2}^{(i)*} - \frac{3\mu H}{2(\mu^2 + m^2)}. \quad (2.36)$$

We have already shown that $\sum_i \text{Re}(c_1^{(i)} b_{-2}^{(i)*}) = 0$, which implies

$$\sum_i \text{Re}(a_0^{(i)} b_{-2}^{(i)*}) = -\frac{3\mu H}{2(\mu^2 + m^2)}. \quad (2.37)$$

The remaining combinations of power series coefficients needed to compute the higher order correlation functions of π are fixed using the canonical commutation relations of s and π . Consider the equal time relation $[s(\mathbf{x}, \tau), \pi(\mathbf{y}, \tau)] = 0$. By inserting (2.6) and (2.7) into this relation, we find

$$\begin{aligned} & [\pi(\mathbf{x}, \tau), s(\mathbf{y}, \tau)] \\ &= \int \frac{d^3 \mathbf{k}}{(2\pi)^3} e^{i\mathbf{k}\cdot(\mathbf{x}-\mathbf{y})} \sum_i [\pi_k^{(i)}(\eta) s_k^{(i)*}(\eta) - \text{c.c.}] = 0. \end{aligned} \quad (2.38)$$

The mode functions must then satisfy

$$\sum_i \text{Im}[\pi_k^{(i)}(\eta) s_k^{(i)*}(\eta)] = 0 \quad (2.39)$$

for all η . Plugging the leading IR behavior of the mode functions (2.16) into (2.39) and demanding it holds at orders $(-\eta)^{\alpha_-}$, $(-\eta)^{\alpha_+}$, $(-\eta)^2$, and $(-\eta)^3$ respectively yields the following constraints

$$\begin{aligned} \sum_i \text{Im}[a_0^{(i)} b_{-2}^{(i)*}] &= \sum_i \text{Im}[a_0^{(i)} b_+^{(i)*}] = \sum_i \text{Im}[a_0^{(i)} b_{0,2}^{(i)*}] \\ &= \sum_i \text{Im}[a_0^{(i)} b_3^{(i)*} + a_+^{(i)} b_{-2}^{(i)*} + a_-^{(i)} b_+^{(i)*}] = 0. \end{aligned} \quad (2.40)$$

Given the fact that the recursion relations (2.12) and Eq. (2.17) are real, Eqs. (2.40) and (2.17) further imply that:

$$\sum_i \text{Im}[a_0^{(i)} b_{-2}^{(i)*}] = \sum_i \text{Im}[b_{-2}^{(i)} b_{0,2}^{(i)*}] = 0 \quad (2.41)$$

Moreover, the recursion relations (2.12) being real along with the fact that $\sum_i \text{Im}[|b_{-2}^{(i)}|^2] = 0$ imply that

$$\sum_i \text{Im}[b_{-2}^{(i)} b_{-2}^{(i)*}] = 0 \quad (2.42)$$

Furthermore, using the commutation relation $[\pi(\mathbf{x}, \tau), \Pi_\pi(\mathbf{y}, \tau)] = i\delta^3(\mathbf{x} - \mathbf{y})$ gives:

$$\begin{aligned} \sum_i \text{Im}[3a_0^{(i)} a_3^{(i)*} + \alpha_+ a_-^{(i)} a_+^{(i)*} + \alpha_- a_+^{(i)} a_-^{(i)*}] &= -\frac{1}{2} \\ \sum_i \text{Im}[a_-^{(i)} a_3^{(i)*}] &= 0 \end{aligned} \quad (2.43)$$

Again using the fact that relations (2.17) are real, we can convert the second equation in (2.43) to:

$$\sum_i \text{Im}[b_{-2}^{(i)} b_3^{(i)*}] = 0 \quad (2.44)$$

Using (2.17), we can combine the final equation of (2.40) with the first equation of (2.43) to find

$$\begin{aligned} \sum_i \text{Im}[a_0^{(i)} b_3^{(i)*}] &= \frac{\mu H}{2(\mu^2 + m^2)} \\ \sum_i \text{Im}[b_{-2}^{(i)} b_+^{(i)*}] &= \frac{-1}{2(\alpha_+ - \alpha_-)} \simeq -\frac{1}{6}. \end{aligned} \quad (2.45)$$

The equalities in Eq. (2.45) hold for all m and μ such that $m^2 + \mu^2 \leq 9H^2/4$, i.e., for α_- and α_+ real.

Equations (2.26), (2.31), (2.37), (2.41), (2.42), (2.44), and (2.45) comprise the full set of relations among power series coefficients we need to compute the leading m and μ dependence of the correlation functions of π . We will also need the fact that $n > 0$ coefficients $a_{r,n}^{(i)}$ and $b_{r,n}^{(i)}$ are not enhanced by powers of α_-^{-1} compared to $a_r^{(i)}$ and $b_r^{(i)}$ coefficients for small α_- , a fact which is simple to see from the recursion relations (2.12).

III. PRIMORDIAL NON-GAUSSIANITIES

In this section we compute the leading m and μ behavior of the connected three- and four-point functions of the curvature perturbation ζ for arbitrary external wave vectors. We also compute the connected five- and six-point functions in certain kinematic limits. We will use these results to calculate the two- and three-point functions of biased objects.

We perform the computation of these correlation functions using the in-in formalism [18]. We will mostly use the commutator form of the in-in correlator of an operator $\mathcal{O}(0)$:

$$\langle \mathcal{O}(0) \rangle = \sum_{N=0}^{\infty} i^N \int_{-\infty}^0 d\tau_N \int_{-\infty}^{\tau_N} d\tau_{N-1} \dots \int_{-\infty}^{\tau_2} d\tau_1 \langle [H_{\text{int}}^I(\tau_1), [H_{\text{int}}^I(\tau_2), \dots [H_{\text{int}}^I(\tau_N), \mathcal{O}^I(0)] \dots]] \rangle_I \quad (3.1)$$

where I denotes a state or operator evolving in the interaction picture and H_{int} denotes the interaction Hamiltonian⁷

$$H_{\text{int}}(\tau) = \frac{1}{(H\tau)^4} \int d^3\mathbf{x} \left[\frac{1}{\Lambda} s(x) g^{\mu\nu} \partial_\mu \pi(x) \partial_\nu \pi(x) + \frac{V'''}{3!} s(x)^3 + \frac{V^{(4)}}{4!} s(x)^4 \right]. \quad (3.2)$$

For simplicity, we assume $V^{(4)}$ is much smaller than $(V'''/H)^2$ and can be neglected. We have also explored the importance of the $s\partial\pi\partial\pi$ interaction in comparison with the s^3 interaction for the primordial curvature bispectrum. For the range of parameters that we are using in this paper, we find numerically that the ratio of these contributions is $O(10^{-3})/f_{NL}$. We suspect that this interaction is subdominant for the other primordial correlation functions as well, and neglect this interaction henceforth. All relevant interactions are then mediated by the V''' term. We assume $|V'''|/H < 1$ so that perturbation theory is valid.

A. Three-point function

The three-point function of ζ can be written

$$\langle \zeta_{\mathbf{k}_1} \zeta_{\mathbf{k}_2} \zeta_{\mathbf{k}_3} \rangle \equiv B_\zeta(\mathbf{k}_1, \mathbf{k}_2, \mathbf{k}_3) (2\pi)^3 \delta^3(\mathbf{k}_1 + \mathbf{k}_2 + \mathbf{k}_3). \quad (3.3)$$

The leading contribution to the bispectrum $B_\zeta(\mathbf{k}_1, \mathbf{k}_2, \mathbf{k}_3)$ is obtained by inserting a single factor of the V''' interaction into (3.1). This yields

$$B_\zeta(\mathbf{k}_1, \mathbf{k}_2, \mathbf{k}_3) = -2V''' \left(\frac{H}{\phi_0} \right)^3 \text{Im} \int_{-\infty}^0 \frac{d\tau}{(H\tau)^4} \prod_{l=1}^3 [\pi_{k_l}^{(1)}(0) s_{k_l}^{(1)*}(k_l\tau) + \pi_{k_l}^{(2)}(0) s_{k_l}^{(2)*}(k_l\tau)]. \quad (3.4)$$

Equation (3.4), written in terms of the rescaled mode functions (2.10), becomes

$$B_\zeta(\mathbf{k}_1, \mathbf{k}_2, \mathbf{k}_3) = -2 \left(\frac{H^2}{\phi_0} \right)^3 \left(\frac{V'''}{H} \right) \left(\prod_i \frac{1}{k_i^3} \right) \text{Im} \int_{-\infty}^0 \frac{d\tau}{\tau^4} \prod_{l=1}^3 \sum_i \pi^{(i)}(0) s^{(i)*}(k_l\tau). \quad (3.5)$$

Let us now focus on the evaluation of the integral in (3.5), which can be written:

$$k_{\text{UV}}^3 \text{Im} \int_{-\infty}^0 \frac{d\eta}{\eta^4} \prod_{l=1}^3 \sum_i \pi^{(i)}(0) s^{(i)*} \left(\frac{k_l}{k_{\text{UV}}} \eta \right) \quad (3.6)$$

where we define $k_{\text{UV}} = \max(k_l)$ and $\eta = k_{\text{UV}}\tau$. In the small μ and m regime, (3.6) receives most of its support from the IR region of the integral (when the arguments of the mode functions are less than 1 in magnitude) due to the superhorizon growth mentioned in the discussion following (2.20). The contribution from the UV region is subdominant. Our choice of k_{UV} implies the leading m and μ contribution to the integral comes from the region $-1 \leq \eta \leq 0$, and (3.6) becomes:

$$k_{\text{UV}}^3 \text{Im} \int_{-1}^0 \frac{d\eta}{\eta^4} \prod_{l=1}^3 \sum_i \left[(a_0^{(i)} b_{-}^{(i)*}) \left(-\frac{k_l}{k_{\text{UV}}} \eta \right)^{\alpha_-} + (a_0^{(i)} b_{0,2}^{(i)*}) \left(-\frac{k_l}{k_{\text{UV}}} \eta \right)^2 + (a_0^{(i)} b_{-,2}^{(i)*}) \left(-\frac{k_l}{k_{\text{UV}}} \eta \right)^{\alpha_-+2} + (a_0^{(i)} b_{+}^{(i)*}) \left(-\frac{k_l}{k_{\text{UV}}} \eta \right)^{\alpha_+} + (a_0^{(i)} b_3^{(i)*}) \left(-\frac{k_l}{k_{\text{UV}}} \eta \right)^3 + O(\eta^4) \right]. \quad (3.7)$$

Note the integral is potentially IR divergent because of the factor of $1/\eta^4$. However, Eqs. (2.40) and (2.41) imply the coefficients multiplying the IR divergent terms are zero, and that the leading μ and m behavior of (3.7) is

$$\left(\sum_i \text{Re}[a_0^{(i)} b_{-}^{(i)*}] \right)^2 \left(\sum_i \text{Im}[a_0^{(i)} b_3^{(i)*}] \right) \left[k_1^3 \left(\frac{k_2 k_3}{k_{\text{UV}}^2} \right)^{\alpha_-} + \text{cyc perm} \right] \int_{-1}^0 d\eta (-\eta)^{-1+2\alpha_-} = \frac{27}{16} \frac{\mu^3 H^5}{(\mu^2 + m^2)^4} \left[k_1^3 \left(\frac{k_2 k_3}{k_{\text{UV}}^2} \right)^{\alpha_-} + \text{cyc perm} \right]. \quad (3.8)$$

⁷We restrict our attention to renormalizable terms in the potential for s .

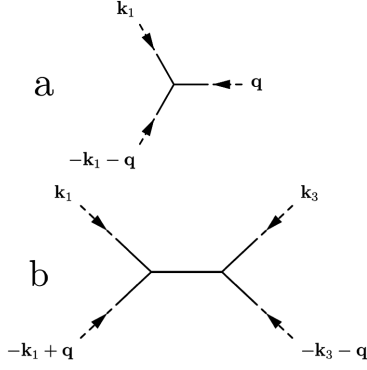


FIG. 1. Diagrams that contribute to three- and four-point correlations of ζ in the squeezed and collapsed limits respectively. These diagrams contribute to the galactic halo power spectrum. Dashed lines represent π , while solid lines represent s .

As long as α_- is small, the answer does not depend on the precise choice of k_{UV} , we only have to choose it to be of the same order as the hardest wave vector entering the vertex.⁸ Equivalently, the answer is insensitive to the precise choice of the lower bound of the η integral. Plugging (3.8) into (3.5), we find that the leading m and μ behavior of the $O(V''')$ contribution to the bispectrum is

$$B_\zeta(\mathbf{k}_1, \mathbf{k}_2, \mathbf{k}_3) = -\left(\frac{H^2}{\dot{\phi}_0}\right)^3 \left(\frac{V'''}{H}\right) \frac{1}{k_1^3 k_2^3 k_3^3} \frac{(3\mu/2)^3 H^5}{(\mu^2 + m^2)^4} \times \left[k_1^3 \left(\frac{k_2 k_3}{k_{UV}^2}\right)^{\alpha_-} + k_2^3 \left(\frac{k_1 k_3}{k_{UV}^2}\right)^{\alpha_-} + k_3^3 \left(\frac{k_1 k_2}{k_{UV}^2}\right)^{\alpha_-} \right] \quad (3.9)$$

where $k_{UV} = \max(k_i)$. Equation (3.9) was computed numerically in [4] and is valid for any external wave-vector configuration. Note that when the wave vectors k_1 , k_2 and k_3 are the same order of magnitude, the terms raised to the power α_- can be set to unity. Then the bispectrum has the same form as local non-Gaussianity, i.e., $B_\zeta(\mathbf{k}_1, \mathbf{k}_2, \mathbf{k}_3) \propto [P_\zeta(k_1)P_\zeta(k_2) + P_\zeta(k_1)P_\zeta(k_3) + P_\zeta(k_2)P_\zeta(k_3)]$.

We now study (3.9) in a couple interesting kinematic limits. First, consider (3.9) in the equilateral limit $k_i \equiv k$

$$B_\zeta^{\text{equil}}(k) = -\left(\frac{H^2}{\dot{\phi}_0}\right)^3 \left(\frac{V'''}{H}\right) \frac{1}{k^6} \frac{3(3\mu/2)^3 H^5}{(\mu^2 + m^2)^4}. \quad (3.10)$$

⁸The ratios of external wave vectors to k_{UV} raised to the power α_- in Eq. (3.8) can be interpreted as the summation of leading logs in the α_- expansion.

We can use (3.10) to relate V''' to the model's prediction for f_{NL} . We estimate f_{NL} using

$$f_{NL} = \frac{5}{18} \times \frac{B_\zeta^{\text{equil}}(k)}{\mathcal{P}_\zeta(k)^2}. \quad (3.11)$$

Substituting (2.33), (2.35), and (3.10) into (3.11) gives

$$\frac{V'''}{H} = -\frac{6}{5} f_{NL} \sqrt{2\pi^2 \Delta_\zeta^2} C_2(\mu, m)^{\frac{3}{2}} \frac{(\mu^2 + m^2)^4}{(3\mu/2)^3 H^5}. \quad (3.12)$$

The current Planck 95% C.L. constraint for local non-Gaussianity is $f_{NL} = 2.7 \pm 11.6$. For $f_{NL} = 10$ and $\mu/H = m/H = 0.3$, we find that $|V'''|/H \simeq 10^{-3}$.

The two kinematic configurations we will be most interested in when we compute galactic halo correlators are when all three external wave vectors are soft [Fig. 2(c)], and when one leg is soft while the other two are hard—the so-called squeezed limit [Fig. 1(a)]. In what follows, we will denote hard wave vectors by k and soft wave vectors by q . First we consider the squeezed limit. We choose $\mathbf{k}_2 = -\mathbf{k}_1 - \mathbf{q}$ and $k_1 = k_2 \equiv k \gg k_3 \equiv q$. The full $O(V''')$ contribution (3.5) to the bispectrum in this limit can be written

$$B_\zeta^{\text{sq}}(k, q) = -\left(\frac{H^2}{\dot{\phi}_0}\right)^3 \left(\frac{V'''}{H}\right) \frac{2(3\mu/2)^3 H^5}{(\mu^2 + m^2)^4} \frac{1}{k^{3+\alpha_-} q^{3-\alpha_-}}. \quad (3.13)$$

The wave vector dependence of Eq. (3.13) was first determined in [4,19]. Finally, the bispectrum in the limit where all three external wave vectors are soft can be obtained simply by making the replacement $k_i \rightarrow q_i$ in (3.9).

B. Four-point function

The four-point function of ζ can be written

$$\langle \zeta_{\mathbf{k}_1} \zeta_{\mathbf{k}_2} \zeta_{\mathbf{k}_3} \zeta_{\mathbf{k}_4} \rangle \equiv N_\zeta^{(4)}(\mathbf{k}_1, \mathbf{k}_2, \mathbf{k}_3, \mathbf{k}_4) (2\pi)^3 \delta^3 \left(\sum_i^4 \mathbf{k}_i \right). \quad (3.14)$$

We can derive the leading contribution to $N_\zeta^{(4)}$ by inserting two factors of the V''' interaction into (3.1). It is convenient to define

$$A(x) \equiv \sum_i \pi^{(i)}(0) s^{(i)*}(x) \quad B(x) \equiv \sum_i b_{\perp}^{(i)} s^{(i)*}(x). \quad (3.15)$$

By expanding the commutators and performing all possible contractions, we find:

$$\begin{aligned}
N_\zeta^{(4)}(\mathbf{k}_1, \mathbf{k}_2, \mathbf{k}_3, \mathbf{k}_4) &= 4 \left(\frac{H^2}{\phi_0} \right)^4 \left(\frac{V'''}{H} \right)^2 \left(\prod_i \frac{1}{k_i^3} \right) \frac{1}{k_{12}^3} \int_{-\infty}^0 \frac{d\tau}{\tau^4} \int_{-\infty}^\tau \frac{d\tau'}{\tau'^4} \\
&\times \text{Im}[A(k_1\tau)A(k_2\tau)] \text{Im} \left[A(k_3\tau')A(k_4\tau') \sum_i s^{(i)}(k_{12}\tau) s^{(i)*}(k_{12}\tau') \right] \\
&+ (k_1 \leftrightarrow k_3, k_2 \leftrightarrow k_4) + \text{cyc perms}(\mathbf{k}_2, \mathbf{k}_3, \mathbf{k}_4)
\end{aligned} \tag{3.16}$$

where $k_{12} = |\mathbf{k}_1 + \mathbf{k}_2|$.

Unlike the calculation of the three-point function, the four-point one involves nested time integrals. Again, the four-point integral is dominated by the IR for $\alpha_- \ll 1$ and the integrand reduces to polynomials in τ and τ' . Like before, we make the change of variable $\eta \equiv k_{UV_{12}}\tau$ and $\eta' \equiv k_{UV_{34}}\tau'$, where $k_{UV_{ij}} \equiv \max\{k_i, k_j, |\mathbf{k}_i + \mathbf{k}_j|\}$ and cut off the integrals at $\eta_{UV} = -1$ and $\eta'_{UV} = -1$ (recall that the

result is not sensitive to this cutoff value as long as α_- is small). The relationships among the power series coefficients deduced in Sec. II B imply the integral converges in the IR.

Without loss of generality, assume that k_1 is the largest external wave vector (this implies that $k_{UV_{12}} \geq k_{UV_{34}}$). Using the identities relating the power series coefficients derived in Sec. II B, the time integral in (3.16) becomes:

$$\begin{aligned}
&\int_{-\infty}^0 \frac{d\tau}{\tau^4} \int_{-\infty}^\tau \frac{d\tau'}{\tau'^4} \text{Im}[A(k_1\tau)A(k_2\tau)] \text{Im} \left[A(k_3\tau')A(k_4\tau') \sum_i s^{(i)}(k_{12}\tau) s^{(i)*}(k_{12}\tau') \right] + (k_1 \leftrightarrow k_3, k_2 \leftrightarrow k_4) \\
&= \frac{9}{32} \frac{\mu^4 H^4}{(\mu^2 + m^2)^4} \left[\left(\frac{k_I^2}{k_{UV_{12}}^2 k_{UV_{34}}^2} \right)^{\alpha_-} [k_1^3 k_2^{\alpha_-} + k_2^3 k_1^{\alpha_-}] [k_3^3 k_4^{\alpha_-} + k_4^3 k_3^{\alpha_-}] \right. \\
&\times \left[\int_{-1}^0 d\eta (-\eta)^{-1+2\alpha_-} \int_{-1}^{k_{UV_{34}}\eta/k_{UV_{12}}} d\eta' (-\eta')^{-1+2\alpha_-} + \int_{k_{UV_{34}}/k_{UV_{12}}}^0 d\eta (-\eta)^{-1+2\alpha_-} \int_{-1}^{k_{UV_{12}}\eta/k_{UV_{34}}} d\eta' (-\eta')^{-1+2\alpha_-} \right] \\
&+ \left(\frac{k_I^3}{k_{UV_{12}}^{2\alpha_-} k_{UV_{34}}^{\alpha_-}} \right) [k_1^3 k_2^{\alpha_-} + k_2^3 k_1^{\alpha_-}] [k_3^{\alpha_-} k_4^{\alpha_-}] \int_{-1}^0 d\eta (-\eta)^{-1+2\alpha_-} \int_{-1}^{k_{UV_{34}}\eta/k_{UV_{12}}} d\eta' (-\eta')^{-1+\alpha_-} \\
&+ \left. \left(\frac{k_I^3}{k_{UV_{12}}^{\alpha_-} k_{UV_{34}}^{2\alpha_-}} \right) [k_1^{\alpha_-} k_2^{\alpha_-}] [k_3^3 k_4^{\alpha_-} + k_3^{\alpha_-} k_4^3] \int_{k_{UV_{34}}/k_{UV_{12}}}^0 d\eta (-\eta)^{-1+2\alpha_-} \int_{-1}^{k_{UV_{12}}\eta/k_{UV_{34}}} d\eta' (-\eta')^{-1+\alpha_-} \right].
\end{aligned} \tag{3.17}$$

Notice not all of the lower bounds of the η integrals equal -1 , some are cutoff by $-\frac{k_{UV_{34}}}{k_{UV_{12}}}$. This is to ensure that the upper bound of the η' integral is greater than -1 . Evaluating the time integrals, we find the four-point function for general external wave vectors is

$$\begin{aligned}
N_\zeta^{(4)}(\mathbf{k}_1, \mathbf{k}_2, \mathbf{k}_3, \mathbf{k}_4) &= \left(\frac{H^2}{\phi_0} \right)^4 \left(\frac{V'''}{H} \right)^2 \left(\prod_{i=1}^4 \frac{1}{k_i^3} \right) \frac{1}{k_{12}^3} \frac{(3\mu/2)^4 H^8}{2(\mu^2 + m^2)^6} \left[(k_1^3 k_2^{\alpha_-} + k_1^{\alpha_-} k_2^3) (k_3^3 k_4^{\alpha_-} + k_3^{\alpha_-} k_4^3) \left(\frac{k_{12}}{k_{UV_{12}} k_{UV_{34}}} \right)^{2\alpha_-} \right. \\
&+ 2 \left(1 - \frac{2}{3} \left(\frac{k_{UV_{34}}}{k_{UV_{12}}} \right)^{\alpha_-} \right) (k_1^3 k_2^{\alpha_-} + k_1^{\alpha_-} k_2^3) (k_3 k_4)^{\alpha_-} \frac{k_{12}^3}{k_{UV_{12}}^{2\alpha_-} k_{UV_{34}}^{\alpha_-}} + \frac{2}{3} (k_1 k_2)^{\alpha_-} (k_3^3 k_4^{\alpha_-} + k_3^{\alpha_-} k_4^3) \frac{k_{12}^3}{k_{UV_{12}}^{3\alpha_-}} \\
&+ \text{cyc perm}(\mathbf{k}_2, \mathbf{k}_3, \mathbf{k}_4)
\end{aligned} \tag{3.18}$$

We now focus on kinematic limits of (3.18) that are most important in the calculation of the two- and three-point functions of galactic dark matter halos. The enhancements discovered in [5,6] respectively occur when the magnitude of a sum of wave vectors in the correlation function of ζ is small or when the magnitude of an external wave vector is small. For the four-point correlation, the first of these is referred to as the collapsed limit. Suppose that q denotes

small wave vectors, and k denotes large wave vectors. In these computations (as well as in later computations of the five- and six-point functions of ζ), we assume that $(k_i/k_j)^{\alpha_-} \simeq 1$ and $(q_i/q_j)^{\alpha_-} \simeq 1$. This approximation is justified in our application to galactic halos since we will want to consider k 's roughly on the order of the inverse of the galactic halo radius, and since the q 's will be taken to be within an order of magnitude from each other (i.e., between

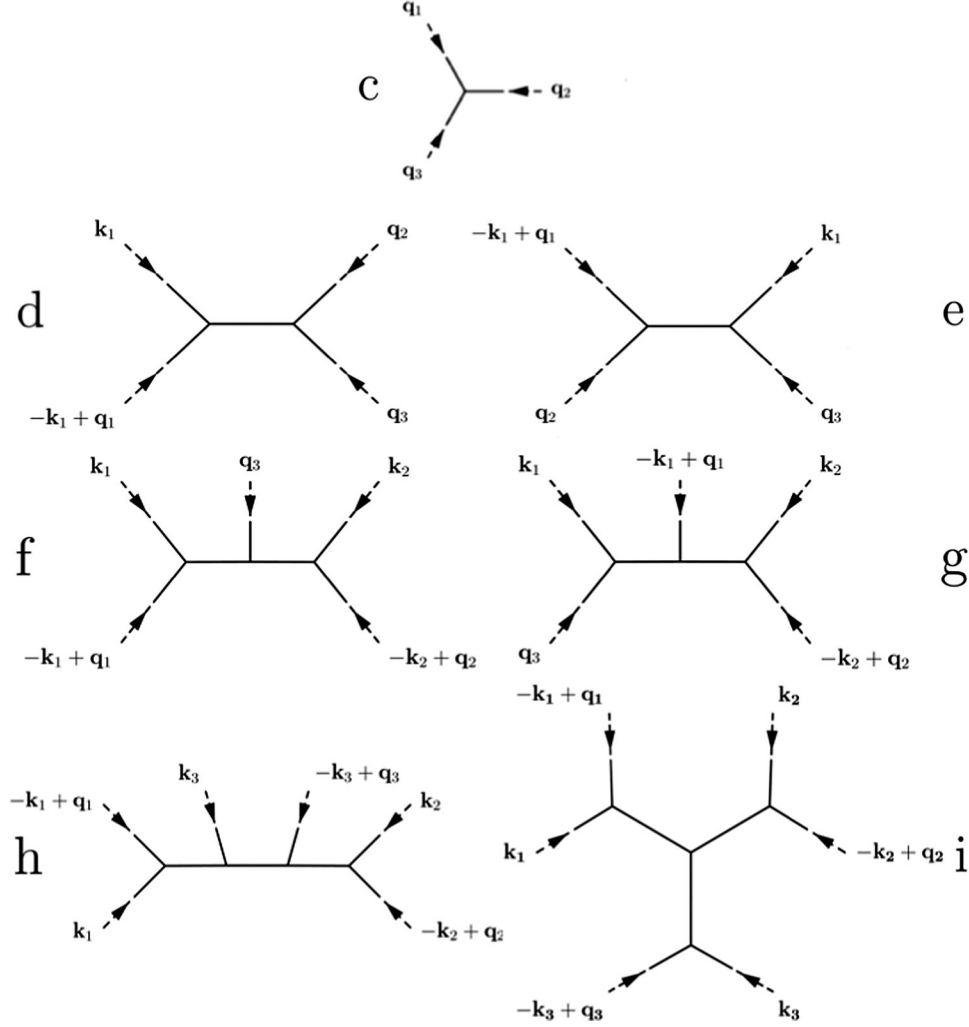


FIG. 2. Diagrams that contribute to the three-, four-, five-, and six-point correlations of ζ in the kinematic regimes that contribute to the enhanced part of the galactic halo bispectrum. Dashed lines represent π , while solid lines represent s .

about $(50 \text{ Mpc}/h)^{-1}$ and $(1000 \text{ Mpc}/h)^{-1}$). However, we do not take $(q/k)^{\alpha_-}$ to be approximately 1 since q and k may differ by several orders of magnitude. We first specialize to the collapsed limit of (3.18) which occurs when two pairs of legs have nearly equal and opposite wave vectors. Let $\mathbf{k}_2 = -\mathbf{k}_1 + \mathbf{q}$ and $\mathbf{k}_4 = -\mathbf{k}_3 - \mathbf{q}$ where $q \ll k_1, k_3$. Then the most important permutation of (3.18) in this collapsed limit is when \mathbf{k}_1 and \mathbf{k}_2 are attached to one vertex, and \mathbf{k}_3 and \mathbf{k}_4 are attached to the other. The wave vector of the internal line becomes very small [Fig. 1(b)] and Eq. (3.18) becomes

$$N_{\zeta}^{(4),\text{coll}}(\mathbf{k}_1, -\mathbf{k}_1 + \mathbf{q}, \mathbf{k}_3, -\mathbf{k}_3 - \mathbf{q}) = \left(\frac{H^2}{\dot{\phi}_0}\right)^4 \left(\frac{V'''}{H}\right)^2 \frac{1}{q^{3-2\alpha_-}} \frac{1}{(k_1 k_3)^{3+\alpha_-}} \frac{2(3\mu/2)^4 H^8}{(\mu^2 + m^2)^6}. \quad (3.19)$$

The four-point in the collapsed limit was previously computed in [20].

The other interesting kinematic limit of (3.18) is when one pair of legs have nearly equal and opposite wave

vectors and the wave vectors of the other two legs are soft. We find for the sum of Figs. 2(d) and 2(e):

$$N_{\zeta}^{(4)}(\mathbf{k}_1, -\mathbf{k}_1 + \mathbf{q}_1, \mathbf{q}_2, \mathbf{q}_3) = \left(\frac{H^2}{\dot{\phi}_0}\right)^4 \left(\frac{V'''}{H}\right)^2 \frac{(3\mu/2)^4 H^8}{(\mu^2 + m^2)^6} \frac{1}{k_1^3} \left(\frac{q}{k_1}\right)^{\alpha_-} \times \left[\frac{1}{q_1^3 q_2^3} + \frac{1}{q_1^3 q_3^3} + 2 \left(1 + \frac{1}{2} \left(\frac{q}{k_1}\right)^{\alpha_-}\right) \frac{1}{q_2^3 q_3^3} \right]. \quad (3.20)$$

C. Five- and six-point functions

Given the techniques we have developed so far, it is possible to compute the five- and six-point functions of ζ for general external wave vectors. However, our primary purpose in studying these objects is to compute their most important contributions to the three-point function of galactic dark matter halos in the limit of large halo separation. We then only focus on the kinematic limits

of the five- and six-points giving rise to the largest long wavelength enhanced terms. Even in these limits, the calculation is too long to present here. In this section we just quote results and relegate an outline of the derivation to Appendix B.

The strongest long wavelength enhanced behavior of the five-point function is achieved when one leg is soft and the other four come in pairs of nearly equal and opposite wave vectors. Panels *f* and *g* of Fig. 2 illustrate this kinematic setup. The contribution of these graphs to the five-point function is

$$\begin{aligned} N_\zeta^{(5)}(\mathbf{k}_1, \mathbf{q}_1 - \mathbf{k}_1, \mathbf{k}_2, \mathbf{q}_2 - \mathbf{k}_2, \mathbf{q}_3) \\ = - \left(\frac{H^2}{\dot{\phi}_0} \right)^5 \left(\frac{V'''}{H} \right)^3 \frac{(3\mu/2)^5 H^{11}}{(\mu^2 + m^2)^8 k_1^3 k_2^3} \left(\frac{q^2}{k_1 k_2} \right)^{\alpha_-} \\ \times \left[\frac{1}{q_1^3 q_2^3} + \left(2 - \frac{1}{6} \left(\frac{q}{k_2} \right)^{\alpha_-} \right) \frac{1}{q_2^3 q_3^3} + \left(2 - \frac{1}{6} \left(\frac{q}{k_1} \right)^{\alpha_-} \right) \frac{1}{q_1^3 q_3^3} \right] \end{aligned} \quad (3.21)$$

where we have defined $q = \max\{q_i\}$.

The most important long wavelength contributions to the six-point function occur when all six legs come in pairs of nearly equal and opposite wave vectors. The most important diagrams are displayed in panels (h) and (i) of Fig. 2 and the sum of their contributions is

$$\begin{aligned} N_\zeta^{(6)}(\mathbf{k}_1, \mathbf{q}_1 - \mathbf{k}_1, \mathbf{k}_2, \mathbf{q}_2 - \mathbf{k}_2, \mathbf{k}_3, \mathbf{q}_3 - \mathbf{k}_3) \\ = \left(\frac{H^2}{\dot{\phi}_0} \right)^6 \left(\frac{V'''}{H} \right)^4 \frac{1}{k_1^3 k_2^3 k_3^3} \frac{2(3\mu/2)^6 H^{14}}{(\mu^2 + m^2)^{10}} \\ \times \left(1 + \frac{1}{2} \left(\frac{q^3}{k_1 k_2 k_3} \right)^{\alpha_-/3} \right) \left(\frac{q_1 q_2 q_3}{k_1 k_2 k_3} \right)^{\alpha_-} \\ \times \left[\frac{1}{q_2^3 q_3^3} + \frac{1}{q_1^3 q_3^3} + \frac{1}{q_1^3 q_2^3} \right] \end{aligned} \quad (3.22)$$

IV. CORRELATION FUNCTIONS OF BIASED OBJECTS

In this section we review the computation of the galactic halo power spectrum, and compute the bispectrum in the limit of large halo separation. At large enough separation, the primordial non-Gaussian contributions to the power spectrum and bispectrum are larger than the Gaussian ones. This leads to interesting observable long wavelength effects. The long wavelength scaling of the power spectrum was already discussed in [7]. Here we compute the long wavelength enhanced contributions and present results for the bispectrum as well.

We start by assuming halos form instantaneously, at the same time t_{coll} , and at points where the matter overdensity $\delta(\mathbf{x})$ averaged over a spherical region with comoving radius R exceeds a threshold δ_c . We choose the smoothing radius

R to be of order the characteristic length scale of the region of space that collapses to form a halo.⁹ The smoothed matter overdensity is related to the matter overdensity by

$$\delta_R(\mathbf{x}, a) = \int d^3\mathbf{y} W_R(|\mathbf{x} - \mathbf{y}|) \delta(\mathbf{y}, a). \quad (4.1)$$

Here $W_R(|\mathbf{x} - \mathbf{y}|) = \Theta_H(R - |\mathbf{x} - \mathbf{y}|)$ is the top hat window function.¹⁰ The Fourier transform of the window function is:

$$W_R(k) = \frac{3(\sin kR - kR \cos kR)}{(kR)^3}. \quad (4.2)$$

Assuming $\delta(\mathbf{x}, a)$ undergoes linear growth before the collapse time, we can express the density perturbations at the time of collapse in terms of the linearly evolved density perturbations today, $\delta_R(\mathbf{x}, a_{\text{coll}}) = \delta_R(\mathbf{x}) D(a_{\text{coll}})$ where today $a = 1$ and the growth factor $D(1) = 1$.

We will ignore the evolution of halos after collapse, and so the number density of halos today, up to an irrelevant dimensionful normalization constant, is given by:

$$n_h(\mathbf{x}) = \Theta_H(\delta_R(\mathbf{x}, a_{\text{coll}}) - \delta_c(a_{\text{coll}})) = \Theta_H(\delta_R(\mathbf{x}) - \delta_c) \quad (4.3)$$

where $\delta_c \equiv \delta_c(a_{\text{coll}})/D(a_{\text{coll}})$. We use $\delta_c = 4.215$, which assumes that $\delta_c(a_{\text{coll}}) = 1.686$ with $z_{\text{coll}} = 1.5$ [13]. The halo overdensity $\delta_h(\mathbf{x})$ at a point \mathbf{x} today is defined by

$$\delta_h(\mathbf{x}) = \frac{n_h(\mathbf{x}) - \langle n_h \rangle}{\langle n_h \rangle}, \quad (4.4)$$

where $\langle n_h \rangle$ is the average halo density.

We are interested in the two- and three-point functions of $\delta_h(\mathbf{x})$. These can be computed using (4.3) and the path integral techniques discussed in [21]. A more general approach that we adopt here is to write δ_h as^{11,12}

$$\delta_h(\mathbf{x}) = b_1 \delta_R(\mathbf{x}) + b_2 (\delta_R^2(\mathbf{x}) - \langle \delta_R^2 \rangle) + \dots \quad (4.5)$$

The constants b_1 and b_2 are bias coefficients. They can be computed using a specific model of halo formation such as (4.3) that expresses the halo overdensity in terms of δ_R or determined from data. The two-point function of the halo overdensity is then:

⁹We set $R = 1.9h^{-1}$ Mpc.

¹⁰ Θ_H is the Heaviside step function.

¹¹The ellipses denote higher order terms in the bias expansion. They are not needed to the order we work in (qR) and (V'''/H). However it is important to remember that they are defined with subtractions. For example, the next order term is $b_3(\delta_R^3(\mathbf{x}) - 3\langle \delta_R^2 \rangle \delta_R(\mathbf{x}))$.

¹²A completely general approach is possible; for a review, see [22].

$$\begin{aligned}
\langle \delta_h(\mathbf{x})\delta_h(\mathbf{y}) \rangle &= b_1^2 \langle \delta_R(\mathbf{x})\delta_R(\mathbf{y}) \rangle + b_1 b_2 \langle (\delta_R^2(\mathbf{x}) - \langle \delta_R^2 \rangle) \delta_R(\mathbf{y}) \rangle \\
&\quad + \langle \delta_R(\mathbf{x})(\delta_R^2(\mathbf{y}) - \langle \delta_R^2 \rangle) \rangle \\
&\quad + b_2^2 \langle (\delta_R^2(\mathbf{x}) - \langle \delta_R^2 \rangle)(\delta_R^2(\mathbf{y}) - \langle \delta_R^2 \rangle) \rangle + \dots
\end{aligned}
\tag{4.6}$$

Note

$$\langle \delta_R^2(\mathbf{x})\delta_R^2(\mathbf{y}) \rangle = \langle \delta_R^2 \rangle^2 + \langle \delta_R(\mathbf{x})\delta_R(\mathbf{y}) \rangle^2 + \langle \delta_R^2(\mathbf{x})\delta_R^2(\mathbf{y}) \rangle_c.
\tag{4.7}$$

We can neglect the second term because it is very small at large halo separations compared to the b_1^2 term in (4.6). All factors of $\langle \delta_R^2 \rangle$ cancel and we find

$$\begin{aligned}
\langle \delta_h(\mathbf{x})\delta_h(\mathbf{y})\delta_h(\mathbf{z}) \rangle &= b_1^3 \langle \delta_R(\mathbf{x})\delta_R(\mathbf{y})\delta_R(\mathbf{z}) \rangle_c + b_2^3 \langle \delta(\mathbf{x})^2\delta(\mathbf{y})^2\delta(\mathbf{z})^2 \rangle_c \\
&\quad + [2b_1^2 b_2 \langle \delta_R(\mathbf{x})\delta_R(\mathbf{y}) \rangle \langle \delta_R(\mathbf{x})\delta_R(\mathbf{z}) \rangle + b_1^2 b_2 \langle \delta_R^2(\mathbf{x})\delta_R(\mathbf{y})\delta_R(\mathbf{z}) \rangle_c \\
&\quad + b_1 b_2^2 \langle \delta_R^2(\mathbf{x})\delta_R^2(\mathbf{y})\delta_R(\mathbf{z}) \rangle_c + \text{cyc perm}(\mathbf{x}, \mathbf{y}, \mathbf{z})] + \dots
\end{aligned}
\tag{4.9}$$

The first term proportional to $b_1^2 b_2$ is the three-point halo correlation when the underlying curvature perturbations are Gaussian, which was first calculated in [21]. The remaining terms arise from the non-Gaussian correlations of the primordial fluctuations. In the next section we present a power counting argument showing that for widely separated points $|\mathbf{x} - \mathbf{y}| \gg R$ and $|V'''|/H < 1$, the higher order terms in the bias expansion are negligible in the threshold model. Only b_1 and b_2 are needed to compute the halo overdensity power spectrum and bispectrum evaluated at wave-vectors $q \ll 1/R$.

Using, for example, path integral methods, it is straightforward to derive expressions for $\langle n_h \rangle$ and the bias coefficients b_1 and b_2 in the threshold model mentioned above. They can be expressed in terms of δ_c and

$$\sigma_R^2 = \langle \delta_R(\mathbf{x})\delta_R(\mathbf{x}) \rangle
\tag{4.10}$$

as

$$\langle n_h \rangle = \frac{1}{2} \operatorname{erfc} \left(\frac{\delta_c}{\sqrt{2}\sigma_R} \right)
\tag{4.11}$$

and

$$b_1 = \frac{e^{-\delta_c^2/(2\sigma_R^2)}}{\sqrt{2\pi}\sigma_R \langle n_h \rangle} \quad b_2 = \frac{e^{-\delta_c^2/(2\sigma_R^2)} \delta_c}{2\sqrt{2\pi}\sigma_R^3 \langle n_h \rangle}.
\tag{4.12}$$

The Fourier transformed smoothed matter overdensity $\delta_R(\mathbf{k})$ is related to the curvature perturbation through

$$\delta_R(\mathbf{k}) = \frac{2k^2}{5\Omega_m H_0^2} T(k) W_R(k) \zeta_{\mathbf{k}}
\tag{4.13}$$

$$\begin{aligned}
\langle \delta_h(\mathbf{x})\delta_h(\mathbf{y}) \rangle &\simeq b_1^2 \langle \delta_R(\mathbf{x})\delta_R(\mathbf{y}) \rangle + b_1 b_2 \langle (\delta_R^2(\mathbf{x})\delta_R(\mathbf{y})) \\
&\quad + \langle \delta_R(\mathbf{x})\delta_R^2(\mathbf{y}) \rangle \rangle + b_2^2 \langle \delta_R^2(\mathbf{x})\delta_R^2(\mathbf{y}) \rangle_c + \dots
\end{aligned}
\tag{4.8}$$

The term proportional to b_1^2 comes from the Gaussian two-point function of ζ and the remaining terms arise from the connected three- and four-point functions of ζ that we computed earlier.

Similarly, we can express the three-point function of δ_h as:

where $T(k)$ is the transfer function, Ω_m is the ratio of the matter density to the critical density today, and H_0 is the Hubble constant evaluated today [23]. When performing integrals against $T(k)$ we use the Bardeen-Bond-Kaiser-Szalay approximation to the transfer function [24]:

$$\begin{aligned}
T(k) &= (\Omega_m h^2 \text{ Mpc}^{-1} u) \\
&= \frac{\ln[1 + 2.34u]}{(2.34u)} [1 + 3.89u + (16.2u)^2 \\
&\quad + (5.47u)^3 + (6.71u)^4]^{-1/4}
\end{aligned}
\tag{4.14}$$

We can then write σ_R^2 as

$$\sigma_R^2 = \left(\frac{H^2 2}{\dot{\phi}_0 5 \Omega_m H_0^2 R^2} \right)^2 C_2(\mu, m) \mathcal{J}
\tag{4.15}$$

where

$$\mathcal{J} = \frac{1}{2\pi^2} \int_0^\infty dx x^3 T(x/R)^2 W(x)^2
\tag{4.16}$$

and $W(x) \equiv W_R(x/R)$ is independent of R .

The Fourier transform of the halo two-point gives the halo power spectrum

$$P_{hh}(q) = \int d^3 \mathbf{x} \langle \delta_h(\mathbf{x})\delta_h(\mathbf{0}) \rangle e^{-i\mathbf{q}\cdot\mathbf{x}}.
\tag{4.17}$$

Fourier transforming (4.8) and plugging in (4.13) to express the correlation functions of $\delta_R(\mathbf{k})$ in terms of those of $\zeta_{\mathbf{k}}$, we find for $q \ll 1/R$:

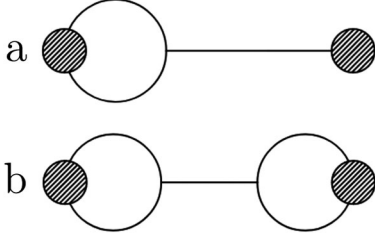


FIG. 3. A diagrammatic representation of terms contributing to the galactic halo power spectrum. Cf. Fig. 1.

$$\begin{aligned}
P_{hh}(\mathbf{q}) &= b_1^2 \alpha_R(q)^2 P_\zeta(\mathbf{q}) + 2b_1 b_2 \alpha_R(\mathbf{q}) \\
&\times \int \frac{d^3 k}{(2\pi)^3} \alpha_R(k)^2 B_\zeta(\mathbf{q}, \mathbf{k}, -\mathbf{k} - \mathbf{q}) \\
&+ b_2^2 \int \frac{d^3 k_1}{(2\pi)^3} \frac{d^3 k_2}{(2\pi)^3} \alpha_R(k_1)^2 \alpha_R(k_2)^2 \\
&\times N_\zeta^{(4)}(\mathbf{k}_1, \mathbf{q} - \mathbf{k}_1, \mathbf{k}_2, -\mathbf{k}_2 - \mathbf{q}). \quad (4.18)
\end{aligned}$$

To condense the expression we have defined

$$\alpha_R(k) = \frac{2k^2}{5\Omega_m H_0^2} T(k) W_R(k). \quad (4.19)$$

The wave vectors integrated over in the integrals of (4.18) are of order $1/R$. Since we are interested in $q \ll 1/R$ the curvature bispectrum and trispectrum appearing in (4.18) are in their squeezed and collapsed configurations. Equations (3.13) and (3.19) imply the strongest small q scaling of the primordial squeezed bispectrum and collapsed trispectrum are $1/q^{3-\alpha_-}$ and $1/q^{3-2\alpha_-}$. Note that the bispectrum's contribution to the halo power spectrum is suppressed by a factor of $\alpha_R(q) \propto q^2$, so that term goes like $1/q^{1-\alpha_-}$.

An intuitive picture of the non-Gaussian contributions to (4.18) is given by Fig. 3. The shaded circles represent the halo overdensity, while the lines they are attached to are ζ legs. In these graphs, the external ζ legs are each multiplied by α_R . If one ζ leg is attached to a shaded circle it carries a soft wave vector and a factor of b_1 . If two legs are attached to a shaded circle, they carry equal and opposite wave vectors with magnitude approximately $1/R$. In this case, the shaded circle also contains a factor of b_2 and a wave vector integral.

The halo power spectrum is then¹³

$$\begin{aligned}
P_{hh}(q) &= P_{hh}^G(q) \left[1 + \gamma(\mu, m) \right. \\
&\times \left. \left(2 \frac{\beta(\mu, m)}{(qR)^{2-\alpha_-} T(q)} + \frac{\beta(\mu, m)^2}{(qR)^{4-2\alpha_-} T(q)^2} \right) \right] \quad (4.20)
\end{aligned}$$

¹³In writing (4.20) we have used $\int_0^\infty dx x^{3-n\alpha_-} T(x/R)^2 W(x)^2 \simeq \int_0^\infty dx x^3 T(x/R)^2 W(x)^2$, where n is an $O(1)$ integer.

where

$$\begin{aligned}
P_{hh}^G(q) &= b_1^2 P_{mm}(q) \\
P_{mm}(q) &= R^3 C_2(\mu, m) \left(\frac{H^2}{\dot{\phi}_0} \right)^2 \left(\frac{2}{5\Omega_m H_0^2 R^2} \right)^2 (qR) T(q)^2 \\
\gamma(\mu, m) &= \frac{9\mu^2 H^2}{(\mu^2 + m^2)^2 + 9\mu^2 H^2} \\
\beta(\mu, m) &= \frac{6b_2 H^2}{5b_1 \dot{\phi}_0} \frac{2}{5\Omega_m H_0^2 R^2} \mathcal{J} f_{NL} \sqrt{2\pi^2 \Delta_\zeta^2} C_2(\mu, m)^{\frac{3}{2}} \\
&\times \frac{(\mu^2 + m^2)^2}{(3\mu/2)^2 H^2}. \quad (4.21)
\end{aligned}$$

P_{mm} denotes the ‘‘matter-matter’’ power spectrum, i.e., the Fourier transform of $\langle \delta_R(\mathbf{x}) \delta_R(\mathbf{y}) \rangle$.

Since $0 < \gamma(\mu, m) < 1$, it is simple to show that $P_{hh}(q)$ is positive definite, as it must be. Note that for $f_{NL} < 0$, this would not be true at very small wave vectors without the contribution due to the four-point function of ζ . The scale non-Gaussianities begin to dominate is $(qR)^2 \sim \beta(\mu, m) \propto f_{NL}$ (up to $(qR)^{\alpha_-}$ terms). Current measurements of the galactic power spectrum have not seen significant deviations from Gaussian initial conditions at wave vectors around $q \sim h/(100 \text{ Mpc})$ [25].

In the threshold model, we find that $\beta \propto R^2$, indicating that the scale at which non-Gaussianities begin to dominate is independent of model parameter R .

On the other hand, we can also compute the matter-halo cross correlation power spectrum $P_{hm}(q)$, which corresponds to the two-point function $\langle \delta_h(\mathbf{x}) \delta_R(\mathbf{y}) \rangle$. The ‘‘ h ’’ in P_{hm} stands for halo, and the ‘‘ m ’’ for matter. The result is

$$P_{hm}(q) = b(q) P_{mm}(q) \quad (4.22)$$

where

$$b(q) \equiv b_1 + b_1 \gamma(\mu, m) \beta(\mu, m) \frac{1}{(qR)^{2-\alpha_-} T(q)}. \quad (4.23)$$

This implies a scale-dependent bias¹⁴:

$$\Delta b(q) = b_1 \gamma(\mu, m) \beta(\mu, m) \frac{1}{(qR)^{2-\alpha_-} T(q)}. \quad (4.24)$$

In local non-Gaussianity, $\Delta b(q) \propto q^{-2}$. Then quasi-single field inflation predicts a different shape for the scale-dependent bias, which is distinguishable from local non-Gaussianity if α_- is large enough.

Note that P_{hh} can be written in this notation as:

¹⁴Recall that we have neglected the time evolution of the distribution of galaxies after they have formed.

$$P_{hh}(q) = \left(b(q)^2 + b_1^2 \beta(\mu, m)^2 \gamma(\mu, m) (1 - \gamma(\mu, m)) \frac{1}{(qR)^{4-2\alpha_-} T(q)^2} \right) P_{mm}(q). \quad (4.25)$$

In this form, the second term in the brackets is due to stochastic bias. Note that this term is proportional to $1 - \gamma(\mu, m)$, which approaches 0 in the limit that $\mu \gtrsim m$ as μ/H and m/H go to zero. This suppression is evident in Fig. 5. If the stochastic bias were zero, then the purple curves' minimum value would be 0. Since they all reach a minimum value less than around 0.1, this indicates that the stochastic bias is small in the $\mu \sim m$ regime. However, for $\mu \ll m$ the stochastic bias can become large, see Fig. 6. For local non-Gaussianity, stochastic bias is absent. As we will show toward the end of this section, for μ several orders of magnitude smaller than m , other contributions to the power spectrum that we have neglected become important.

In Figs. 5 and 6, we plot the ratio of the galactic halo power spectrum in quasi-single field inflation divided by the Gaussian contribution P_{hh}^G . Notice that for reasonable model parameters, $P_{hh}(q)$ begins to differ from $P_{hh}^G(q)$ at $q \sim 0.005h/\text{Mpc}$. The difference becomes very large for values of q significantly less than this. Figures 5 and 6 use $f_{NL} = \pm 10$, and various values for α_- and μ .

Let us now study the halo three-point function given in Eq. (4.9). The non-Gaussian contributions are depicted in Fig. 4. Fourier transforming equation (4.9), we find that the bispectrum of the halo overdensity is

$$\begin{aligned} B_{hhh}(\mathbf{q}_1, \mathbf{q}_2, \mathbf{q}_3) &= b_1^3 \alpha_R(q)^3 B_\zeta(\mathbf{q}_1, \mathbf{q}_2, \mathbf{q}_3) \\ &+ \left[2b_1^2 b_2 \alpha_R(q_2)^2 \alpha_R(q_3)^2 P_\zeta(q_2) P_\zeta(q_3) + b_1^2 b_2 \alpha_R(q_2) \alpha_R(q_3) \int \frac{d^3 k}{(2\pi)^3} \alpha_R(k)^2 N_\zeta^{(4)}(\mathbf{k}, \mathbf{q}_1 - \mathbf{k}, \mathbf{q}_2, \mathbf{q}_3) \right. \\ &+ b_1 b_2^2 \alpha_R(q_3) \int \frac{d^3 k_1}{(2\pi)^3} \frac{d^3 k_2}{(2\pi)^3} \alpha_R(k_1)^2 \alpha_R(k_2)^2 N_\zeta^{(5)}(\mathbf{k}_1, \mathbf{q}_1 - \mathbf{k}_1, \mathbf{k}_2, \mathbf{q}_2 - \mathbf{k}_2, \mathbf{q}_3) + \text{cyc perm}(\mathbf{q}_1, \mathbf{q}_2, \mathbf{q}_3) \left. \right] \\ &+ b_2^3 \int \frac{d^3 k_1}{(2\pi)^3} \frac{d^3 k_2}{(2\pi)^3} \frac{d^3 k_3}{(2\pi)^3} \alpha_R(k_1)^2 \alpha_R(k_2)^2 \alpha_R(k_3)^2 N_\zeta^{(6)}(\mathbf{k}_1, \mathbf{q}_1 - \mathbf{k}_1, \mathbf{k}_2, \mathbf{q}_2 - \mathbf{k}_2, \mathbf{k}_3, \mathbf{q}_3 - \mathbf{k}_3). \quad (4.26) \end{aligned}$$

Similar to the calculation of the two-point, we can simplify the wave-vector integrals to express the bispectrum as

$$\begin{aligned} B_{hhh}(\mathbf{q}_1, \mathbf{q}_2, \mathbf{q}_3) &= 2b_1^2 b_2 R^6 \left(\frac{H^2}{\dot{\phi}_0} \right)^4 \left(\frac{2}{5\Omega_m H_0^2 R^2} \right)^4 C_2^2 \left[T(q_1)^2 T(q_2)^2 q_1 q_2 R^2 + \omega(\mu, m) \left(\beta(\mu, m) \frac{q_1^2}{q_2 q_3} T(q_1) T(q_2) T(q_3) \right. \right. \\ &+ \beta(\mu, m)^2 T(q_2) T(q_3) (qR)^{\alpha_-} \left[\frac{q_2^2}{R^2 q_1^3 q_3} + \frac{q_3^2}{R^2 q_1^3 q_2} + 2 \left(1 + \frac{1}{2} (qR)^{\alpha_-} \right) \frac{1}{R^2 q_2 q_3} \right] \\ &+ \beta(\mu, m)^3 T(q_3) (qR)^{2\alpha_-} \left[\frac{q_3^2}{q_1^3 q_2^3 R^4} + 2 \left(1 - \frac{1}{12} (qR)^{\alpha_-} \right) \frac{1}{R^4 q_2^3 q_3} + 2 \left(1 - \frac{1}{12} (qR)^{\alpha_-} \right) \frac{1}{R^4 q_1^3 q_3} \right] \\ &\left. \left. + \beta(\mu, m)^4 (qR)^{3\alpha_-} \left(2 + (qR)^{\alpha_-} \right) \frac{1}{R^6 q_1^3 q_2^3} \right] + \text{cyc perm}(q_1, q_2, q_3). \quad (4.27) \end{aligned}$$

where $q \equiv \max(q_i)$, and

$$\omega(\mu, m) = \frac{b_1^2}{4b_2^2} \frac{1}{\mathcal{J}C_2} \left(\frac{\dot{\phi}_0}{H^2} \right)^2 \left(\frac{5\Omega_m H_0^2 R^2}{2} \right)^2 \gamma(\mu, m). \quad (4.28)$$

Again, the scale at which the non-Gaussian contributions begin to dominate is $(qR)^2 \sim \beta(\mu, m)$, which means the galactic power spectrum and bispectrum both begin to deviate from their Gaussian contributions at roughly

the same scale. Since it is easier to measure the halo two-point function than the halo three-point function, it is more likely that we will see these non-Gaussian effects in the halo two-point before we see them in the three-point.

The equilateral configuration of the galactic halo bispectrum is plotted in Figs. 7 and 8 for various values of α_- and μ . Note that we have scaled the bispectrum by its value when $V''' = 0$,

$$B_{hhh}^G(\mathbf{q}_1, \mathbf{q}_2, \mathbf{q}_3) = 2b_1^2 b_2 R^6 \left(\frac{H^2}{\dot{\phi}_0} \right)^4 \left(\frac{2}{5\Omega_m H_0^2 R^2} \right)^4 C_2^2 T(q_1)^2 T(q_2)^2 q_1 q_2 R^2 + \text{cyc perm}(q_1, q_2, q_3). \quad (4.29)$$

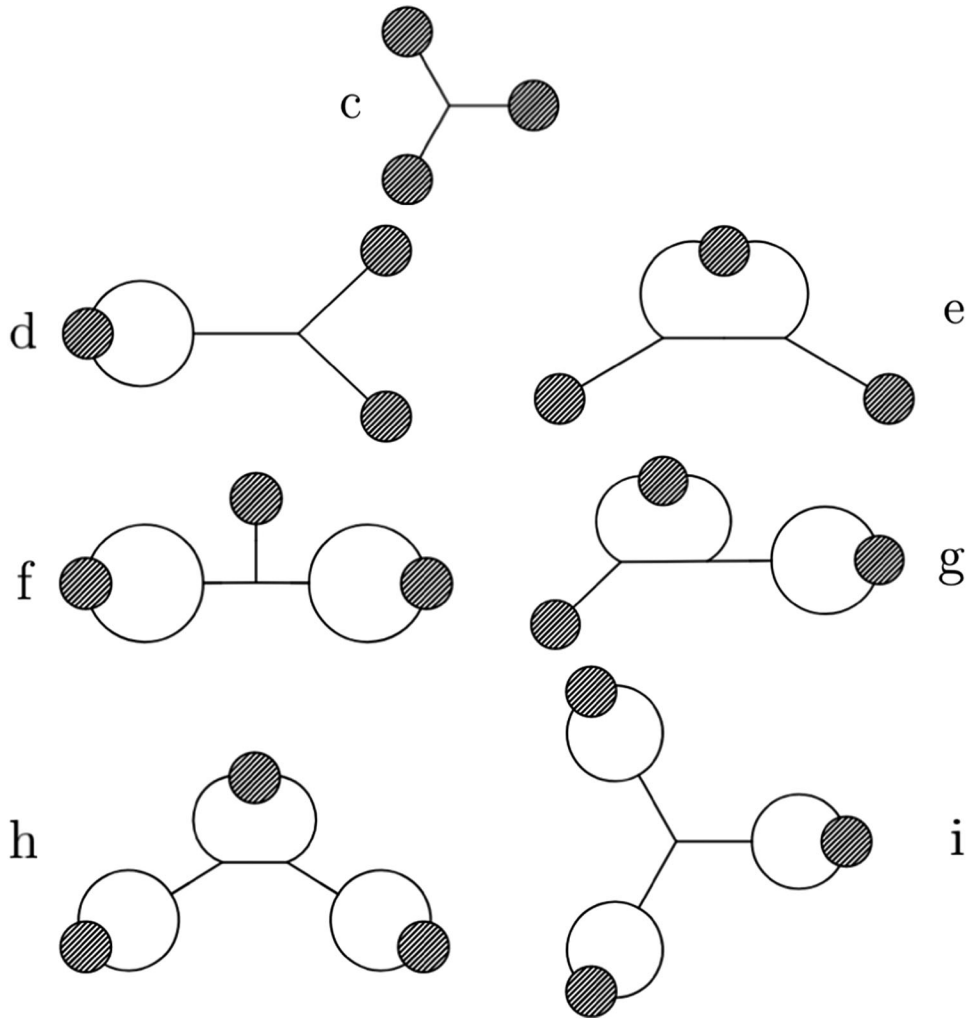


FIG. 4. A diagrammatic representation of terms contributing to the galactic halo bispectrum. Cf. Fig. 2.

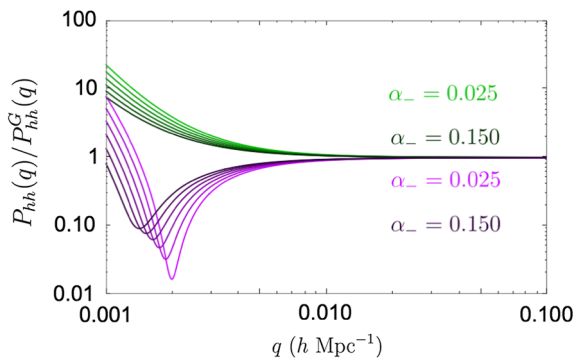


FIG. 5. We plot the ratio of the galactic halo power spectrum in quasi-single field inflation to the halo power spectrum in which there are no primordial non-Gaussianities for a range of α_- : $\alpha_- = 0.025$ (lightest), 0.050, 0.075, 0.100, 0.125, 0.150 (darkest). We plot for $\mu = m$ and $f_{NL} = 10$ (green) and $f_{NL} = -10$ (purple).

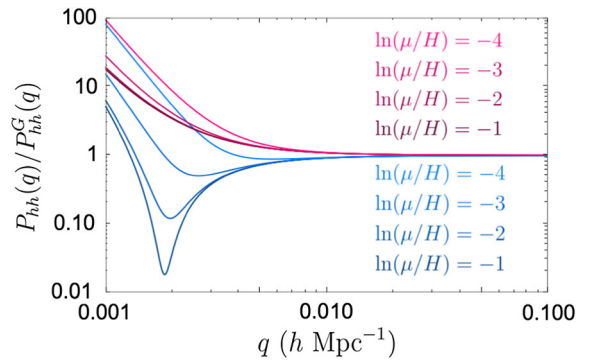


FIG. 6. We plot the ratio of the galactic halo power spectrum in quasi-single field inflation to the halo power spectrum in which there are no primordial non-Gaussianities for a range of μ . We plot for $\ln(\mu/H) = -1$ (darkest), -2 , -3 , -4 (lightest), with $\alpha_- = 0.05$ and $f_{NL} = 10$ (pink) and $f_{NL} = -10$ (blue).

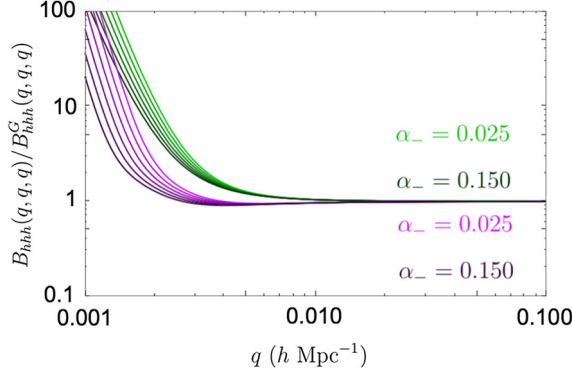


FIG. 7. We plot the ratio of the galactic halo bispectrum in quasi-single field inflation to the galactic halo bispectrum with no primordial non-Gaussianities (B_{hhh}^G) in the equilateral configuration for a range of α_- : $\alpha_- = 0.025$ (lightest), 0.050, 0.075, 0.100, 0.125, 0.150 (darkest). We plot for $\mu = m$ and $f_{NL} = 10$ (green) and $f_{NL} = -10$ (purple).

In the equilateral configuration with $f_{NL} < 0$, this scaled bispectrum never falls significantly below unity. Note also that it rises more rapidly than the scaled power spectrum shown in Figs. 5 and 6 as q becomes small.

Equation (4.27) expresses the bispectrum in terms of the magnitude of the wave vectors \mathbf{q}_1 , \mathbf{q}_2 , and \mathbf{q}_3 . It could also be expressed in terms of q_1 and q_2 and the angle between them. This angular dependence is usually displayed as a multiple expansion.

Currently, there are measurements of the galaxy bispectrum at wave vectors as small as about $h/(20 \text{ Mpc})$ [26]. There is no evidence in this data for the type of effects we have found.

We have ignored the evolution of the galactic halo distribution after their collapse. These effects are $O(1)$. However, we do not expect that including them greatly shifts at what scale non-Gaussianities or their rapid growth

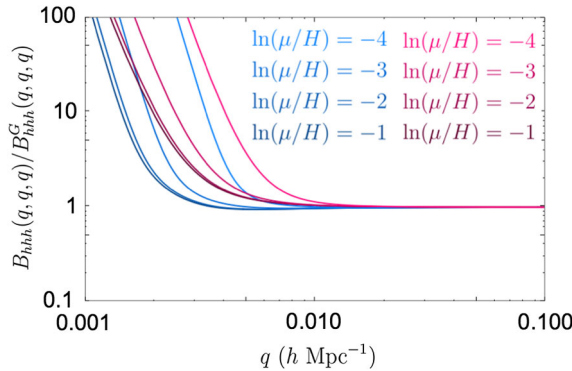


FIG. 8. We plot the ratio of the galactic halo bispectrum in quasi-single field inflation to the galactic halo bispectrum with no primordial non-Gaussianities (B_{hhh}^G) in the equilateral configuration for a range of μ : $\ln(\mu/H) = -1$ (darkest), -2 , -3 , -4 (lightest). We plot for $\alpha_- = 0.05$ and $f_{NL} = 10$ (pink) and $f_{NL} = -10$ (blue).

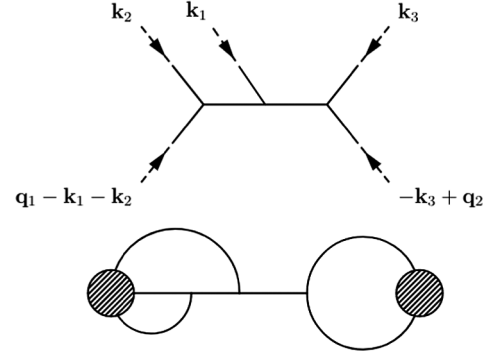


FIG. 9. The above diagram can contribute significantly to the galactic halo power-spectrum if $|V'''|/H$ is not very small. However, it can be ignored as long as $|V'''|/H \ll 1$. In the context of Eq. (4.30), this is a $p = 1$, $j = 0$ term.

become important. One can include these effects either by numerical simulation or analytic methods [27–29]. Evolution during this period is expected to decrease the influence of bias, drawing the galactic distribution closer to the dark matter distribution. Some of these effects cancel out in the ratios we have plotted.

We have chosen to plot the power spectrum and bispectrum scaled by P_{hh}^G and B_{hhh}^G since these ratios are less sensitive to the value of R than the power spectrum and bispectrum alone.

It is possible to use the methods developed here to consider even higher correlations of the halo overdensity. The dependence of galactic halo n -point correlations on the parameters V''' , q , and R in quasi-single field inflation with the halo number density modeled by Eq. (4.3) is given by

$$\langle \delta_h^n \rangle \sim R^{3(n-1)} (qR)^{n-1} \times \left[1 + \sum_{i=n-2}^{2n-2} \left(\frac{V'''}{H(qR)^2} \right)^i \sum_{j=0}^{n-1} \sum_{p=0}^{\infty} (qR)^{3j} \left(\frac{V'''}{H} \right)^p \right] \quad (4.30)$$

where for simplicity, factors of $(qR)^{\alpha_-}$ have been set to unity. In our analysis of the power spectrum ($n = 2$) and the bispectrum ($n = 3$), we have included only the $j = p = 0$ terms in the sums.

Recall, the validity of our calculations relies on the several assumptions. First of all we have assumed that $\alpha_- = (\mu^2 + m^2)/3H^2 \ll 1$. However, we must also have $\alpha_- \gtrsim 1/60$ or else superhorizon evolution would have persisted to the end of inflation. Finally, we assumed $qR \ll 1$ and $|V'''|/H \ll 1$. Note that for fixed $|f_{NL}| = 10$ and $\alpha_- = 0.05$, then $|V'''|/H > 1$ for $\mu < 0.005$. Therefore, our results do not apply at very small μ/m . For $|V'''|/H$ not small, we would need to include additional contributions, e.g., the diagram shown in Fig. 9.

V. CONCLUSIONS

The $1/q^3$ dependence of the de-Sitter propagator for massless scalar fields implies that if the primordial curvature fluctuations are non-Gaussian, they have the potential to give rise to enhancements in the correlations of biased objects at small wave vectors [5,6]. This effect cannot be produced by nonlinear gravitational evolution without primordial non-Gaussianities. The main goal of this paper was to explore these enhancements within quasi-single field inflation.

We developed a method to analytically compute the correlation functions of the curvature perturbation ζ in quasi-single field inflation in the limit of small m/H and μ/H . We computed the three- and four-point functions of ζ for arbitrary external wave vectors and computed the five- and six-point functions in the kinematic limits that give the strongest long wavelength enhanced contributions to the three-point function of the galactic halo overdensity δ_h .

We applied these results to the computation of the two- and three-point correlations of δ_h (i.e., the power spectrum and bispectrum). For model parameters consistent with the constraints on f_{NL} , we found that non-Gaussian contributions to these correlation functions are larger than the Gaussian ones at scales around $h/(200 \text{ Mpc})$. Even larger scales will be probed in upcoming large scale surveys such as SPHEREx. Prospects for future improvements in measurements of the galactic power spectrum and bispectrum are reviewed in [30].

After making a number of approximations, we obtained analytic expressions for the power spectrum and bispectrum¹⁵ of δ_h that are valid at small wave vectors. We studied the dependence of the stochastic bias on the parameters μ and m , and found that it could be small or significant depending on the values of μ and m .

The departure from the predictions of Gaussian primordial perturbations in both the equilateral configuration of the bispectrum and the power spectrum begin at wave vectors around $h/(200 \text{ Mpc})$ (when $|f_{NL}|$ is near its upper bound). However, for the bispectrum the deviation grows much more rapidly as the wave vectors decrease than in the power spectrum. Unfortunately, it is more difficult to measure the three-point correlation than the two-point correlation of δ_h . If these enhancements exist, it is more likely we will first see them in the power spectrum than in the bispectrum. Finally, we identified the scaling of the n -point function of δ_h .

The calculations (at small wave-vectors) of the galactic power spectrum and bispectrum presented in this paper can be improved and made more model independent. We hope to address this in future work.

ACKNOWLEDGMENTS

We would like to thank Olivier Doré, Roland de-Putter, Daniel Green, and Mikhail Solon for useful discussions.

¹⁵Since galactic halos are biased objects, even if the primordial fluctuations are Gaussian a halo bispectrum is not zero.

This work was supported by the DOE Grant No. DE-SC0011632. We are also grateful for the support provided by the Walter Burke Institute for Theoretical Physics.

APPENDIX A: NUMERICAL CHECKS

In this appendix we check that the analytical results we derived for the two- and three-point functions of ζ agree with the numerical evaluation of these quantities. First, consider the two-point function. In Eq. (2.29), we absorbed all of the μ and m dependence of the curvature perturbation power spectrum into the constant $C_2(\mu, m)$. We can express this quantity in terms of the exact mode functions of π as

$$C_2(\mu, m) = \sum_i |\pi^{(i)}(0)|^2. \quad (\text{A1})$$

We found in Eq. (2.31) that the leading behavior was

$$C_2(\mu, m) \simeq \frac{1}{2} + \frac{9\mu^2 H^2}{2(\mu^2 + m^2)^2}. \quad (\text{A2})$$

up to terms suppressed by α_- . By extending the numerical techniques developed in [15,16] to the region of small μ/H and m/H we can compute (A1) numerically. In Fig. 10 we compare (A2) to the numerical evaluation of (A1). The fit is good even for modest values of μ/H as long as m/H is small.

To determine the accuracy of our formula for the bispectrum of ζ (3.9), we compare it with the numerical evaluation of the exact result (3.5) in a couple of kinematic limits. Let us first consider the equilateral configuration. We define $C_3^{\text{equil}}(\mu, m)$ to be the integral in Eq. (3.5) in the equilateral configuration:

$$C_3^{\text{equil}}(\mu, m) \equiv \int_{-\infty}^0 \frac{d\eta}{\eta^4} \text{Im}[(\pi^{(1)}(0)s^{(1)*}(\eta) + \pi^{(2)}(0)s^{(2)*}(\eta))^3]. \quad (\text{A3})$$

Equation (3.10) gives the leading behavior of this integral for small α_- , which we reproduce here for convenience

$$C_3^{\text{equil}}(\mu, m) = \frac{3(3\mu/2)^3 H^5}{2(\mu^2 + m^2)^4}. \quad (\text{A4})$$

Again, we can use the same numerical techniques to compute (A3). However, there is a subtlety in its evaluation that needs to be addressed.

As mentioned in Sec. III A, the integral is naively IR divergent because of the factor of $1/\eta^4$. However, through the commutation relations, we proved the leading IR behavior is $(-\eta)^{-1+2\alpha_-}$ in the IR, and that the integral is IR finite. However, numerical error prevents the coefficients in front of the potentially IR divergent terms from canceling exactly, giving rise to spurious infinities. The

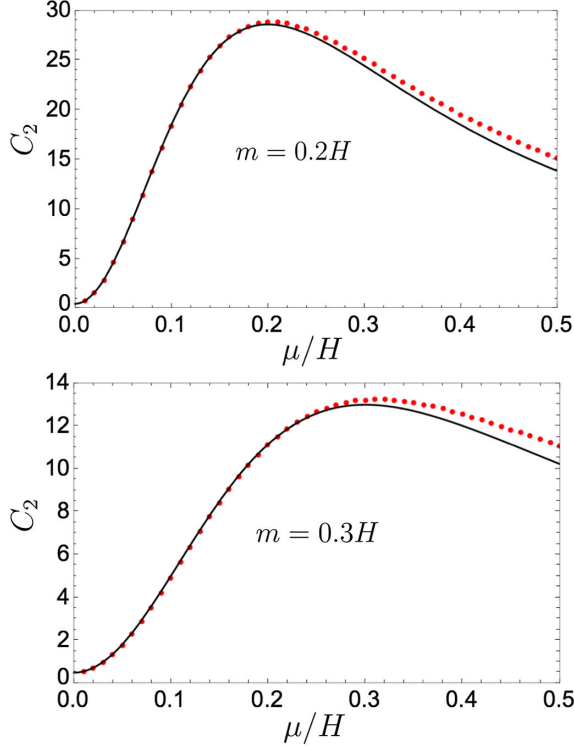


FIG. 10. We compare the power spectrum (2.33) (red) computed with the numeric mode functions against the leading μ and m expression (2.31) (black) for $m = 0.2H$ (top) and $m = 0.3H$ (bottom).

way around this is to define the integrand piecewise about some point η_{IR} . For $\eta < \eta_{\text{IR}}$ we use the numerical mode functions in the integrand, and for $\eta > \eta_{\text{IR}}$ we set the integrand equal to $a(-\eta)^{-1+2\alpha_-}$, where a is some proportionality constant that can be obtained by fitting the integrand to the correct power law.

In Fig. 11 we compare (A4) to the numerical evaluation of (A3). As expected the fit is better for smaller values of m , however it is still accurate to around 25% even for $\mu = 0.5H$ and $m = 0.3H$.

The previous tests have confirmed the μ and m dependence of our analytic expressions. To test the dependence on the external wave vectors, we consider the isosceles configuration in which $k_1 = k_2 \equiv k$ and $0 \leq k_3 \leq 2k$. In this limit, Eq. (3.9) becomes

$$B_{\zeta}^{\text{isos}}(k, k_3) = -\left(\frac{H^2}{\dot{\phi}_0}\right)^3 \left(\frac{V'''}{H}\right) \frac{1}{k^3 k_3^3} C_3^{\text{isos}} \quad (\text{A5})$$

where we have defined

$$C_3^{\text{isos}} \equiv 2\text{Im} \int_{-\infty}^0 \frac{d\eta}{\eta^4} \left(\sum_i \pi^{(i)}(0) s^{(i)*}(\eta) \right)^2 \times \left(\sum_i \pi^{(i)}(0) s^{(i)*} \left(\frac{k_3}{k} \eta \right) \right). \quad (\text{A6})$$

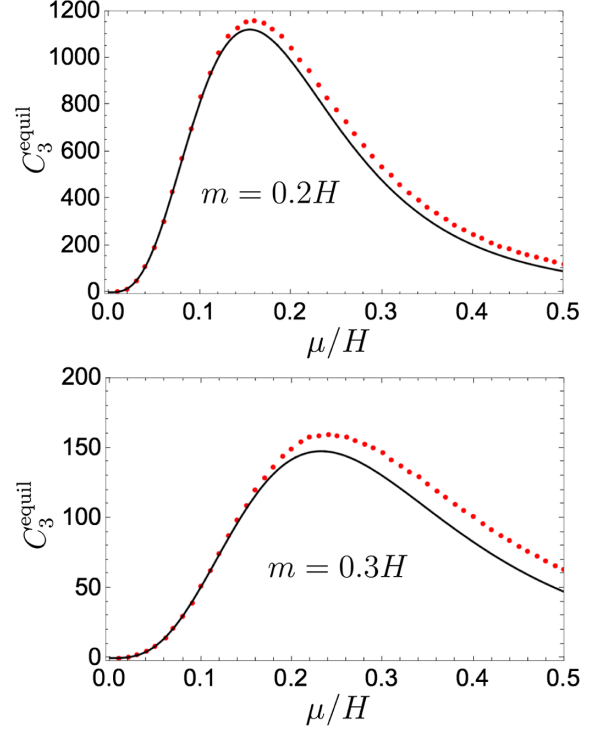


FIG. 11. We plot the numerical evaluation of (A3) (red) with the leading μ and m expression (A4) (black) for $m = 0.2H$ (top) and $m = 0.3H$ (bottom).

Equation (3.8) approximates C_3^{isos} as

$$C_3^{\text{isos}}(\mu, m, k, k_3) \simeq \frac{(3\mu/2)^3}{(\mu^2 + m^2)^4} \left[2 \left(\frac{k_3}{k} \right)^{\alpha_-} + \frac{k_3^3}{k^3} \right]. \quad (\text{A7})$$

In Fig. 12 we plot (A7) against the numerical evaluation of (A6). The errors are around 10% for each data point, suggesting the error is not in the wave-vector dependence of the formula, but rather in its μ and m dependent normalization.

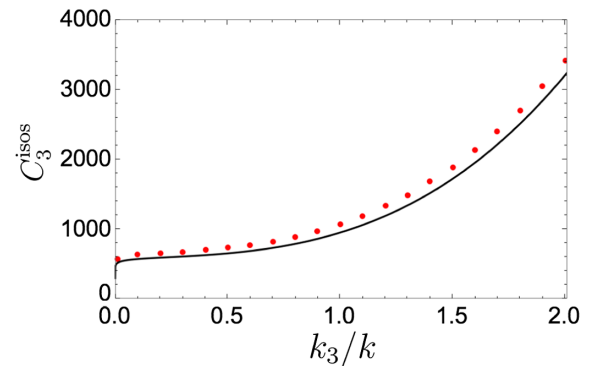


FIG. 12. We plot the numerical evaluation of (3.6) (red) taking $\mu = 0.3H$, $m = 0.2H$ against (A7) (black).

APPENDIX B: OUTLINE OF FIVE- AND SIX-POINT CALCULATIONS

In order to compute the three-point correlation of biased objects, it is necessary to compute five- and six-point correlation functions in certain kinematic regimes. The contribution due to the diagram in panel *f* of Fig. 2, $N_{\zeta,f}^{(5)}$, can be computed using the commutator form of the in-in formalism:

$$\begin{aligned}
N_{\zeta,f}^{(5)}(\mathbf{k}_1, \mathbf{q}_1 - \mathbf{k}_1, \mathbf{k}_2, \mathbf{q}_2 - \mathbf{k}_2, \mathbf{q}_3) = & - \left(\frac{H^2}{\dot{\phi}_0} \right)^2 \left(\frac{V''''}{H} \right)^3 \frac{8}{k_1^6 k_2^6 q_1^3 q_2^3 q_3^3} (q_1 q_2)^{\alpha_-} \int_{-\infty}^0 \frac{d\tau}{\tau^4} \int_{-\infty}^{\tau} \frac{d\tau'}{\tau'^4} \int_{-\infty}^{\tau'} \frac{d\tau''}{\tau''^4} \\
& \times (\text{Im}\{A(k_1\tau)^2\} \text{Im}\{A(k_2\tau')^2\} \text{Im}\{A(q_3\tau'')B(q_1\tau'')B(q_2\tau'')\} (-\tau)^{\alpha_-} (-\tau')^{\alpha_-} \\
& + \text{Im}\{A(k_1\tau)^2\} \text{Im}\{A(q_3\tau')B(q_1\tau')\} \text{Im}\{A(k_2\tau'')^2 B^*(q_2\tau'')\} (-\tau)^{\alpha_-} (-\tau'')^{\alpha_-} \\
& + \text{Im}\{A(q_3\tau)\} \text{Im}\{A(k_1\tau')^2 B^*(q_1\tau')\} \text{Im}\{A(k_2\tau'')^2 B^*(q_2\tau'')\} (-\tau')^{\alpha_-} (-\tau'')^{\alpha_-} + 1 \leftrightarrow 2).
\end{aligned} \tag{B1}$$

where $N_{\zeta}^{(5)}$ is defined in an analogous way to $N_{\zeta}^{(4)}$, and

$$A(x) \equiv \sum_i \pi^{(i)}(0) s^{(i)*}(x) \quad B(x) \equiv \sum_i b_i^{(i)} s^{(i)*}(x). \tag{B2}$$

We also compute the contribution due to the diagram in panel *g* of Fig. 2, $N_{\zeta,g}^{(5)}$:

$$\begin{aligned}
N_{\zeta,g}^{(5)}(\mathbf{k}_1, \mathbf{q}_1 - \mathbf{k}_1, \mathbf{k}_2, \mathbf{q}_2 - \mathbf{k}_2, \mathbf{q}_3) = & - \left(\frac{H^2}{\dot{\phi}_0} \right)^2 \left(\frac{V''''}{H} \right)^3 \frac{16 \sum_{i,j} a_0^{(i)} b_i^{(j)*} |b_j^{(i)}|^2}{k_1^9 k_2^6 q_2^3 q_3^3} (q_1 q_2)^{\alpha_-} \int_{-\infty}^0 \frac{d\tau}{\tau^4} \int_{-\infty}^{\tau} \frac{d\tau'}{\tau'^4} \int_{-\infty}^{\tau'} \frac{d\tau''}{\tau''^4} (-\tau\tau'\tau'')^{\alpha_-} \\
& \times (\text{Im}\{A(k_1\tau)^2\} \text{Im}\{A(k_2\tau')\} \text{Im}\{A(k_1\tau'') \sum_i s^{(i)}(k_1\tau') s^{(i)*}(k_1\tau'')\} + 1 \leftrightarrow 2).
\end{aligned} \tag{B3}$$

Two diagrams also contribute to the six-point function. These diagrams are shown in panels *h* and *i* of Fig. 2. For panel *h*, we find

$$\begin{aligned}
N_{\zeta,h}^{(6)}(\mathbf{k}_1, \mathbf{q}_1 - \mathbf{k}_1, \mathbf{k}_2, \mathbf{q}_2 - \mathbf{k}_2, \mathbf{k}_3, \mathbf{q}_3 - \mathbf{k}_3) = & \left(\frac{H^2}{\dot{\phi}_0} \right)^6 \left(\frac{V''''}{H} \right)^4 \frac{64 (|b_i^{(i)}|^2)^2 q^3 (q_1^2 q_2^2)^{\alpha_-}}{k_1^6 k_2^6 k_3^6 q_1^3 q_2^3 q_3^3} \int_{-\infty}^0 \frac{d\tau}{\tau^4} \int_{-\infty}^{\tau} \frac{d\tau'}{\tau'^4} \int_{-\infty}^{\tau'} \frac{d\tau''}{\tau''^4} \int_{-\infty}^{\tau''} \frac{d\tau'''}{\tau'''^4} (\tau\tau'\tau''\tau''')^{\alpha_-} \\
& \times (\text{Im}\{A(k_1\tau)^2\} \text{Im}\{A(k_2\tau')^2\} \text{Im}\{A(k_3\tau'')\} \text{Im}\{A(k_3\tau''') s^{(i)}(k_3\tau'') s^{(i)*}(k_3\tau''')\} \\
& + \text{cyc perm}(1,2,3)).
\end{aligned} \tag{B4}$$

For panel *i*, on the other hand,

$$\begin{aligned}
N_{\zeta,i}^{(6)}(\mathbf{k}_1, \mathbf{q}_1 - \mathbf{k}_1, \mathbf{k}_2, \mathbf{q}_2 - \mathbf{k}_2, \mathbf{k}_3, \mathbf{q}_3 - \mathbf{k}_3) = & \left(\frac{H^2}{\dot{\phi}_0} \right)^6 \left(\frac{V''''}{H} \right)^4 \frac{16 q^3 (q_1 q_2 q_3)^{\alpha_-}}{k_1^6 k_2^6 k_3^6 q_1^3 q_2^3 q_3^3} \int_{-\infty}^0 \frac{d\tau}{\tau^4} \int_{-\infty}^{\tau} \frac{d\tau'}{\tau'^4} \int_{-\infty}^{\tau'} \frac{d\tau''}{\tau''^4} \int_{-\infty}^{\tau''} \frac{d\tau'''}{\tau'''^4} \\
& \times (\text{Im}\{A(k_1\tau)^2\} \text{Im}\{A(k_2\tau')^2\} \text{Im}\{A(k_3\tau'')^2\} \text{Im}\{B(q_1\tau''')B(q_2\tau''')B(q_3\tau''')\} (-\tau\tau'\tau'')^{\alpha_-} \\
& + \text{Im}\{A(k_1\tau)^2\} \text{Im}\{A(k_2\tau')^2\} \text{Im}\{B(q_1\tau'')B(q_2\tau'')\} \text{Im}\{A(k_3\tau''')^2 B^*(q_3\tau''')\} (-\tau\tau'\tau''')^{\alpha_-} \\
& + \text{Im}\{A(k_1\tau)^2\} \text{Im}\{B(q_1\tau'')\} \text{Im}\{A(k_2\tau'')^2 B^*(q_2\tau'')\} \text{Im}\{A(k_3\tau''')^2 B^*(q_3\tau''')\} (-\tau\tau'\tau''')^{\alpha_-} + \text{all perm}(1,2,3)).
\end{aligned} \tag{B5}$$

As with the four-point function of ζ , our task of evaluating these integrals is simplified by the fact that these integrals are IR dominated. We keep terms leading in α_- and q/k . As mentioned in Sec. III B, we take $(k_i/k_j)^{\alpha_-} \simeq 1$ and $(q_i/q_j)^{\alpha_-} \simeq 1$, but not $(q_i/k_j)^{\alpha_-}$. With this assumption, we can integrate the above expressions in a way similar to our integration of the four-point function's nested integrals.

- [1] A. A. Starobinsky, Spectrum of relict gravitational radiation and the early state of the universe, *JETP Lett.* **30**, 682 (1979); A. Guth, Inflationary universe: A possible solution to the horizon and flatness problems, *Phys. Rev. D* **23**, 347 (1981); A. D. Linde, A new inflationary universe scenario: A possible solution of the horizon, flatness, homogeneity, isotropy and primordial monopole problems, *Phys. Lett.* **108B**, 389 (1982); Coleman-Weinberg theory and the new inflationary universe scenario, *Phys. Lett.* **114B**, 431 (1982); A. Albrecht and P. Steinhardt, Cosmology for Grand Unified Theories with Radiatively Induced Symmetry Breaking, *Phys. Rev. Lett.* **48**, 1220 (1982).
- [2] C. Cheung, P. Creminelli, A. L. Fitzpatrick, J. Kaplan, and L. Senatore, The effective field theory of inflation, *J. High Energy Phys.* **03** (2008) 014.
- [3] J. M. Maldacena, Non-Gaussian features of primordial fluctuations in single field inflationary models, *J. High Energy Phys.* **05** (2003) 013.
- [4] X. Chen and Y. Wang, Quasi-single field inflation and non-Gaussianities, *J. Cosmol. Astropart. Phys.* **04** (2010) 027.
- [5] T. J. Allen, B. Grinstein, and M. B. Wise, Non-gaussian density perturbations in inflationary cosmologies, *Phys. Lett. B* **197**, 66 (1987).
- [6] N. Dalal, O. Doré, D. Huterer, and A. Shirokov, The imprints of primordial non-gaussianities on large-scale structure: scale dependent bias and abundance of virialized objects, *Phys. Rev. D* **77**, 123514 (2008).
- [7] D. Baumann, S. Ferraro, D. Green, and K. M. Smith, Stochastic bias from non-Gaussian initial conditions, *J. Cosmol. Astropart. Phys.* **05** (2013) 001.
- [8] J. Gleyzes, R. de Putter, D. Green, and O. Doré, Biasing and the search for primordial non-Gaussianity beyond the local type, *J. Cosmol. Astropart. Phys.* **04** (2017) 002.
- [9] N. Arkani-Hamed and J. Maldacena, Cosmological collider physics, [arXiv:1503.08043](https://arxiv.org/abs/1503.08043).
- [10] A. Moradinezhad Dizgah and C. Dvorkin, Scale-dependent galaxy bias from massive particles with spin during inflation, *J. Cosmol. Astropart. Phys.* **01** (2018) 010.
- [11] M. Tellarini, A. J. Ross, G. Tasinato, and D. Wands, Non-local bias in the halo bispectrum with primordial non-Gaussianity, *J. Cosmol. Astropart. Phys.* **07** (2015) 004.
- [12] S. Mizuno and S. Yokoyama, Halo/galaxy bispectrum with equilateral-type primordial trispectrum, *Phys. Rev. D* **91**, 123521 (2015).
- [13] W. H. Press and P. Schechter, Formation of galaxies and clusters of galaxies by selfsimilar gravitational condensation, *Astrophys. J.* **187**, 425 (1974).
- [14] N. Kaiser, On the spatial correlations of Abell clusters, *Astrophys. J.* **284**, L9 (1984).
- [15] V. Assassi, D. Baumann, D. Green, and L. McAllister, Planck-suppressed operators, *J. Cosmol. Astropart. Phys.* **01** (2014) 033.
- [16] H. An, M. McAneny, A. K. Ridgway, and M. B. Wise, Quasi single field inflation in the non-perturbative regime, [arXiv:1706.09971](https://arxiv.org/abs/1706.09971).
- [17] P. A. R. Ade *et al.* (Planck Collaboration), Planck 2015 results. XIII. Cosmological parameters, *Astron. Astrophys.* **594**, A13 (2016).
- [18] S. Weinberg, Quantum contributions to cosmological correlations, *Phys. Rev. D* **72**, 043514 (2005).
- [19] E. Sefusatti, J. R. Fergusson, X. Chen, and E. P. S. Shellard, Effects and detectability of quasi-single field inflation in the large-scale structure and cosmic microwave background, *J. Cosmol. Astropart. Phys.* **08** (2012) 033.
- [20] V. Assassi, D. Baumann, and D. Green, On soft limits of inflationary correlation functions, *J. Cosmol. Astropart. Phys.* **11** (2012) 047.
- [21] H. D. Politzer and M. B. Wise, Relations between spatial correlations of rich clusters of galaxies, *Astrophys. J.* **285**, L1 (1984).
- [22] V. Desjacques, D. Jeong, and F. Schmidt, Large-scale galaxy bias, [arXiv:1611.09787](https://arxiv.org/abs/1611.09787).
- [23] S. Dodelson, *Modern Cosmology* (Academic Press, New York, 2003), p. 440.
- [24] J. M. Bardeen, J. R. Bond, N. Kaiser, and A. S. Szalay, The statistics of peaks of Gaussian random fields, *Astrophys. J.* **304**, 15 (1986).
- [25] F. Beutler *et al.* (BOSS Collaboration), The clustering of galaxies in the completed SDSS-III Baryon Oscillation Spectroscopic Survey: Anisotropic galaxy clustering in Fourier-space, *Mon. Not. R. Astron. Soc.* **466**, 2242 (2017).
- [26] H. Gil-Marn, J. Norea, L. Verde, W. J. Percival, C. Wagner, M. Manera, and D. P. Schneider, The power spectrum and bispectrum of SDSS DR11 BOSS galaxies—I. Bias and gravity, *Mon. Not. R. Astron. Soc.* **451**, 539 (2015).
- [27] R. Angulo, M. Fasiello, L. Senatore, and Z. Vlah, On the statistics of biased tracers in the effective field theory of large-scale structures, *J. Cosmol. Astropart. Phys.* **09** (2015) 029.
- [28] J. N. Fry, The galaxy correlation hierarchy in perturbation theory, *Astrophys. J.* **279**, 499 (1984).
- [29] M. Mirbabayi, F. Schmidt, and M. Zaldarriaga, Biased tracers and time evolution, *J. Cosmol. Astropart. Phys.* **07** (2015) 030.
- [30] M. Alvarez *et al.*, Testing inflation with large scale structure: Connecting hopes with reality, [arXiv:1412.4671](https://arxiv.org/abs/1412.4671).