

Scaling from gauge and scalar radiation in Abelian-Higgs string networksMark Hindmarsh,^{1,2,*} Joanes Lizarraga,^{3,4,†} Jon Urrestilla,^{3,‡} David Daverio,^{5,6,7,§} and Martin Kunz^{7,||}¹*Department of Physics & Astronomy, University of Sussex, Brighton BN1 9QH, United Kingdom*²*Department of Physics and Helsinki Institute of Physics, PL 64, FI-00014 University of Helsinki, Finland*³*Department of Theoretical Physics, University of the Basque Country UPV/EHU, 48080 Bilbao, Spain*⁴*Department of Applied Mathematics, University of the Basque Country UPV/EHU, 48013 Bilbao, Spain*⁵*Centre for Theoretical Cosmology, Department of Applied Mathematics and Theoretical Physics, Wilberforce Road, Cambridge CB3 0WA, United Kingdom*⁶*African Institute for Mathematical Sciences, 6 Melrose Road, Muizenberg, 7945 Cape Town, South Africa*⁷*Département de Physique Théorique and Center for Astroparticle Physics, Université de Genève,**24 quai Ansermet, CH-1211 Genève 4, Switzerland*

(Received 4 May 2017; published 21 July 2017)

We investigate cosmic string networks in the Abelian Higgs model using data from a campaign of large-scale numerical simulations on lattices of up to 4096^3 grid points. We observe scaling or self-similarity of the networks over a wide range of scales and estimate the asymptotic values of the mean string separation in horizon length units ξ and of the mean square string velocity \bar{v}^2 in the continuum and large time limits. The scaling occurs because the strings lose energy into classical radiation of the scalar and gauge fields of the Abelian Higgs model. We quantify the energy loss with a dimensionless radiative efficiency parameter and show that it does not vary significantly with lattice spacing or string separation. This implies that the radiative energy loss underlying the scaling behavior is not a lattice artifact, and justifies the extrapolation of measured network properties to large times for computations of cosmological perturbations. We also show that the core growth method, which increases the defect core width with time to extend the dynamic range of simulations, does not introduce significant systematic error. We compare ξ and \bar{v}^2 to values measured in simulations using the Nambu-Goto approximation, finding that the latter underestimate the mean string separation by about 25%, and overestimate \bar{v}^2 by about 10%. The scaling of the string separation implies that string loops decay by the emission of massive radiation within a Hubble time in field theory simulations, in contrast to the Nambu-Goto scenario which neglects this energy loss mechanism. String loops surviving for only one Hubble time emit much less gravitational radiation than in the Nambu-Goto scenario and are consequently subject to much weaker gravitational wave constraints on their tension.

DOI: [10.1103/PhysRevD.96.023525](https://doi.org/10.1103/PhysRevD.96.023525)**I. INTRODUCTION**

Field theory simulations have successfully been used for many years to calculate the power spectrum of cosmic microwave background (CMB) fluctuations from cosmic strings [1–3]. Searching for the imprint of strings is a powerful way to search for phase transitions just below the energy scale of inflation, which could be as high as the grand unification scale. As yet, no such imprints have been found [4], which puts important constraints on the history of the universe and the sequence of symmetry-breaking.

A crucial feature of cosmic string networks is scaling [5–11] which stipulates how the energy-momentum tensor depends on the symmetry-breaking scale ϕ_0 (inversely proportional to the string width r_s) and certain global properties of the network: the mean string separation ξ

and the mean square velocity \bar{v}^2 . In a scaling network, the string separation increases in proportion to the horizon length, so that ξ is a constant, while the mean square velocity \bar{v}^2 is constant. The mean square fluctuations in the energy density, pressure, shear and isotropic stresses go as ϕ_0^4/ξ^4 , while the mean square momentum density goes as $\bar{v}^2\phi_0^4/\xi^4$.

The components of the energy-momentum tensor are sources for gravitational perturbations, which in turn produce characteristic fluctuations in the CMB. Calculating the most accurately measured observables, the CMB temperature and polarization power spectra, requires the unequal time correlators (UETCs) of the energy momentum tensor, which currently can only be computed numerically although many of their properties can be understood on the basis of relatively simple modeling [12–15]. In this context, scaling is crucial: it means that numerical simulations at accessible values of r_s/ξ can be extrapolated to the much smaller values relevant for calculations of the CMB perturbations.

It is, therefore, clearly important to establish that the UETCs scale, a difficult computational task. Evidence for

*m.b.hindmarsh@sussex.ac.uk†joanes.lizarraga@ehu.eus‡jon.urrestilla@ehu.eus§dd415@cam.ac.uk||martin.kunz@unige.ch

scaling in the mean string separation in Abelian Higgs model has been around for some time [16]. The equal time correlators (ETCs) have also been shown to scale [2,17]. However, it is also important to be sure that $\dot{\xi}$ and the value of \bar{v} are reliably measured, as the overall normalization of the Fourier-space UETCs (and, therefore, the CMB power spectrum) is proportional to ξ^{-1} , and in the case of the vector UETC, \bar{v}^2 also. The first purpose of this paper is to investigate the accuracy of the most recent simulations [17] in this regard, and to estimate from a finite size analysis the asymptotic scaling values of $\dot{\xi}$ and \bar{v} . Our results for the radiation and matter eras are shown in the first two data columns of Table IX.

The maintenance of scaling requires that the energy in the string network is converted into radiation of some kind, at a rate which also scales, which means that the energy loss rate per unit volume goes as μ/ξ^3 . The constant of proportionality, which we call the string radiative efficiency, is another fundamental parameter of a string network, although not independent as it is related to $\dot{\xi}$ and \bar{v} by conservation of energy. We measure the radiative efficiency of Abelian Higgs strings for the first time, demonstrating that it is approximately constant over almost an order of magnitude in r_s/ξ , and providing asymptotic values in the last column in Table IX.

In order to do this, it is important that ξ is determined from the rest frame string length, which is proportional to the total energy in string. Estimating the rest-frame string length from a field theory simulation is not trivial, and has not been done before, except for field configurations without radiation [18]. We introduce new ways of measuring the rest-frame string length in Sec. III, testing them against standing wave configurations where the rest-frame length is very clearly conserved. The same field configurations allow us to test, correct and extend estimators for the mean square string velocity developed in Ref. [19].

For our largest simulations, $r_s/\xi \approx 0.003$, and so a widely-given argument would say that the strings should obey the Nambu-Goto equations of motion [20,21], as the local string curvature should also be of order ξ . In the Nambu-Goto description, conservation of energy is equivalent to conservation of rest-frame string length, with corrections which decrease exponentially with ξ/r_s , due to perturbative classical radiation of massive gauge and Higgs modes [22]. The fact that string length is not conserved even for $r_s/\xi \ll 1$ means that there is another radiation mechanism, not captured in the Nambu-Goto approximation, which causes string loops to decay within a Hubble time. Unless this mechanism has some very weak dependence on r_s/ξ unresolved in our simulations, and so eventually shuts off, we can conclude that simulations using the Nambu-Goto approximation [23–27] greatly overestimate the density of string loops in the universe, and thus the gravitational radiation the loops produce.

The independence of the radiative efficiency from ξ is rather remarkable, and it is not clear how radiation of frequency r_s^{-1} is generated by a system whose dynamical timescale is ξ . Some preliminary ideas on the mechanism were given in Ref. [19], where it was pointed out that the presence of small-scale structure on the strings automatically puts high-frequency power into the field. Simulations of domain walls in two and three dimensions [28–32] also point to a similar mechanism at work. In this paper, we restrict ourselves to measuring the efficiency parameter and demonstrating that it is approximately scale-independent, and examining the lattice effects in much greater detail than before. We also show that modifying the field equations to allow string cores to grow with time [1,28] does not significantly affect the radiation mechanism. A more detailed investigation of small-scale structure, and of the lifetime of string loops in our simulations, will be reported on elsewhere.

II. ABELIAN HIGGS MODEL IN A FLRW BACKGROUND

The simplest field theory with string defects is the Abelian Higgs model, which has been extensively used to study the dynamics of cosmic strings. The next simplest is an SU(2) gauge theory with two adjoint scalars, which has recently been studied numerically for the first time [33,34].

In this section, we recall the Abelian Higgs model in the classical approximation, which gives the leading terms in the energy-momentum correlations, at least at weak coupling. We give the continuum and lattice formulations in an expanding universe, and describe the core growth method used to extend the dynamic range.

A. Continuum formulation

The action for the Abelian Higgs model in a general spacetime background is

$$S = - \int d^4x \sqrt{-g} \left(g^{\mu\nu} D_\mu \phi^* D_\nu \phi + V(\phi) + \frac{1}{4e^2} g^{\mu\rho} g^{\nu\sigma} F_{\mu\nu} F_{\rho\sigma} \right), \quad (1)$$

where $\phi(x)$ is a complex scalar field, $A_\mu(x)$ is a vector field, the covariant derivative is $D_\mu = \partial_\mu - iA_\mu$, and the potential is $V(\phi) = \frac{1}{2}\lambda(|\phi|^2 - \phi_0^2)^2$. For the Friedmann-Lemaître cosmology in the early universe we use the spatially flat Robertson-Walker (FLRW) metric

$$g_{\mu\nu} = a^2(\tau)\eta_{\mu\nu} \quad (2)$$

where $\eta_{\mu\nu} = \text{diag}(-1, 1, 1, 1)_{\mu\nu}$ is the Minkowski metric, τ is conformal time, and $a(\tau)$ is the scale factor, proportional to (τ) and (τ^2) in the radiation and matter eras respectively.

The resulting field equations in the temporal gauge ($A_0 = 0$) are

$$\ddot{\phi} + 2\frac{\dot{a}}{a}\dot{\phi} - \mathbf{D}^2\phi + a^2\lambda(|\phi|^2 - v^2)\phi = 0, \quad (3)$$

$$\partial^\mu \left(\frac{1}{e^2} F_{\mu\nu} \right) - ia^2(\phi^* D_\nu \phi - D_\nu \phi^* \phi) = 0, \quad (4)$$

where indices are raised with the Minkowski metric. Variation with respect to A_0 gives Gauss's Law,

$$\partial_i E_i = ie^2 a^2 (\dot{\phi}^* \phi - \phi^* \dot{\phi}), \quad (5)$$

where $E_i = F_{0i}$.

It is most convenient to discretize the comoving coordinates, but this presents a problem. The physical length scales

$$r_s = (\sqrt{\lambda/2}\phi_0)^{-1}, \quad r_g = (e\phi_0)^{-1}, \quad (6)$$

shrink in comoving coordinates. As these length scales control the width of the string, they must be kept greater than the lattice spacing; otherwise, lattice artifacts can become serious.

A solution is to modify the equations so that the coming length scales do not shrink so fast [1,28] or equivalently that the physical width of string core grows, to read

$$\ddot{\phi} + 2\frac{\dot{a}}{a}\dot{\phi} - \mathbf{D}^2\phi + \lambda_0 a^{2s}(|\phi|^2 - \phi_0^2)\phi = 0,$$

$$\partial^\mu \left(\frac{a^{2(1-s)}}{e_0^2} F_{\mu\nu} \right) - ia^2(\phi^* D_\nu \phi - D_\nu \phi^* \phi) = 0.$$

One can view this change as the introduction of time-dependent couplings

$$e^2(\tau) = e_0^2 a^{2(s-1)}(\tau), \quad \lambda(\tau) = \lambda_0 a^{2(s-1)}(\tau), \quad (7)$$

keeping the vacuum expectation value ϕ_0 fixed. The time-dependence of the couplings is the same, so that the string tension

$$\mu = 2\pi\phi_0^2 B(\beta) \quad (8)$$

is unchanged, where $B(\beta)$ is a slowly changing function of $\beta = \sqrt{2\lambda}/e$, and $B(1) = 1$ [35]. The choice $0 \leq s < 1$ has the effect of increasing the physical string width with time. When $s = 0$, the string width is fixed in comoving coordinates. The true dynamics are recovered at $s = 1$. Gauss's Law is preserved for any value of s , but energy-momentum conservation is generally spoiled for $s < 1$. In practice, the violations are of order a few per cent.

Throughout this work, and in previous ones (for example [1–3,17,19]), the critical coupling $\beta = 1$ has been chosen.

At the critical coupling, parallel straight strings in Minkowski space do not interact, whereas for $\beta < 1$ strings attract each other, and for $\beta > 1$ they repel. In the $\beta < 1$ case, strings can form bound states due to their attraction, and the network scaling properties could be somewhat different from the $\beta = 1$ case, as pointed out in [36]. We will report on results of our simulations for $\beta < 1$ in a future publication.

B. Lattice formulation

We begin with the continuum Hamiltonian density in the temporal gauge

$$\mathcal{H} = \frac{1}{2e^2(\tau)} (\mathbf{E}^2 + \mathbf{B}^2) + a^2(|\pi|^2 + |\mathbf{D}\phi|^2) + \frac{1}{4} a^4 \lambda(\tau) (|\phi|^2 - \phi_0^2)^2, \quad (9)$$

where $E_i = F_{0i}$ and $B_i = \frac{1}{2}\epsilon_{ijk}F_{jk}$.

We discretize the field equations in the standard way [1,37], defining complex variables $\phi_{\mathbf{x}}(\tau)$ on the sites of a regular cubic periodic lattice with spacing Δx , and real variables $\theta_{i,\mathbf{x}}(\tau)$ on the links in the positive $i = 1, 2, 3$ directions at site \mathbf{x} . With canonical momenta ($\pi_{\mathbf{x}}(\tau)$) and ($\epsilon_{i,\mathbf{x}}(\tau)$), the terms in the Hamiltonian are represented as follows:

$$|\mathbf{D}\phi(x)|^2 \rightarrow \frac{1}{\Delta x^2} \sum_i |e^{-i\theta_{i,\mathbf{x}}} \phi_{\mathbf{x}+i} - \phi_{\mathbf{x}}|^2, \quad (10)$$

$$\frac{1}{2} \mathbf{B}^2(x) \rightarrow \frac{1}{2\Delta x^4} \sum_{\langle i,j \rangle} [1 - \cos(\square_{ij,\mathbf{x}})], \quad (11)$$

$$|\pi(x)|^2 \rightarrow |\pi_{\mathbf{x}}|^2, \quad (12)$$

$$\frac{1}{2} \mathbf{E}^2(x) \rightarrow \frac{1}{2\Delta x^4} \sum_i \epsilon_{i,\mathbf{x}}^2, \quad (13)$$

where $\square_{ij,\mathbf{x}} = \theta_{i,\mathbf{x}} + \theta_{j,\mathbf{x}+i} - \theta_{i,\mathbf{x}+j} - \theta_{j,\mathbf{x}}$ is the flux through the plaquette $\langle i, j \rangle$ at \mathbf{x} . The lattice representation of the potential energy density V is obvious.

Time evolution is performed through a leapfrog

$$\phi_{\mathbf{x}}^n = \phi_{\mathbf{x}}^{n-1} + \pi_{\mathbf{x}}^{n-\frac{1}{2}} \Delta t, \quad (14)$$

$$(a^2 \pi_{\mathbf{x}})^{n+\frac{1}{2}} = (a^2 \pi_{\mathbf{x}})^{n-\frac{1}{2}} + F_{\mathbf{x}}^n \Delta t, \quad (15)$$

$$\theta_{i,\mathbf{x}}^n = \theta_{i,\mathbf{x}}^{n-1} + \epsilon_{i,\mathbf{x}}^{n-\frac{1}{2}} \Delta t, \quad (16)$$

$$\left(\frac{\epsilon_{i,\mathbf{x}}}{e^2} \right)^{n+\frac{1}{2}} = \left(\frac{\epsilon_{i,\mathbf{x}}}{e^2} \right)^{n-\frac{1}{2}} + G_{i,\mathbf{x}}^n \Delta t, \quad (17)$$

where the force terms are

TABLE I. Definitions of symbols used to denote terms in the energy density, pressure and Lagrangian density.

ρ_E	ρ_B	ρ_π	ρ_D	ρ_V
$\frac{\mathbf{E}^2}{2e^2 a^4}$	$\frac{\mathbf{B}^2}{2e^2 a^4}$	$\frac{ \pi ^2}{a^2}$	$\frac{ \mathbf{D}\phi ^2}{a^2}$	$V(\phi)$

$$F_{\mathbf{x}}^n = \frac{\partial \mathcal{H}_{\mathbf{x}}}{\partial \phi_{\mathbf{x}}^n}, \quad (18)$$

$$G_{i,\mathbf{x}}^n = \frac{\partial \mathcal{H}_{\mathbf{x}}}{\partial \theta_{i,\mathbf{x}}^n}. \quad (19)$$

The scheme is $O(\Delta x^2, \Delta t^2)$ accurate, and when a is constant, conserves a quantity which converges to the total energy in the continuum limit. It is possible to improve the spatial derivative terms to $O(\Delta x^4)$ accuracy straightforwardly [38] but improvement of the gauge field time derivative requires an implicit update [39].

C. Energy, Lagrangian and pressure

The symmetrized energy-momentum tensor for the Abelian Higgs model is

$$T_{\mu\nu} = -\frac{1}{e^2} F_{\mu\rho} F_{\nu\sigma} g^{\rho\sigma} - D_\mu \phi^* D_\nu \phi - D_\nu \phi^* D_\mu \phi + g_{\mu\nu} \mathcal{L}. \quad (20)$$

Note that $T_{00} = -a^{-2} \mathcal{H}$, and that the physical energy density is $\rho = T^0_0 = a^{-4} \mathcal{H}$. It will be useful to label the individual terms in the energy density as in Table I.

With these definitions, we can write the energy density, pressure ($p = -T^i_i$) and Lagrangian density as

$$\rho = \rho_E + \rho_B + \rho_\pi + \rho_D + \rho_V, \quad (21)$$

$$p = \frac{1}{3} \rho_E + \frac{1}{3} \rho_B + \rho_\pi - \frac{1}{3} \rho_D - \rho_V, \quad (22)$$

$$\mathcal{L} = \rho_E - \rho_B + \rho_\pi - \rho_D - \rho_V. \quad (23)$$

We denote volume-integrated quantities

$$E_X = a^2 \int d^3 x \rho_X. \quad (24)$$

The extra factor of a^2 is for later convenience.

III. ABELIAN HIGGS STRING PROPERTIES

A. Nielsen-Olesen vortex

In Minkowski spacetime, which can be recovered by setting $a = 1$, the field equations have static cylindrically symmetric solutions, Nielsen-Olesen (NO) vortices [40]. A suitable Ansatz is

$$\phi = \phi_0 f(x) e^{i\theta}, \quad A_i = \hat{\phi}_i \frac{\phi_0 g(x)}{x}, \quad (25)$$

where $x = r/r_g$, r is a radial cylindrical coordinate, and φ the angular coordinate.

The functions f and g approach the vacuum outside the string as

$$f \simeq 1 - f_1 x^{-1/2} \exp(-\sqrt{\beta} x), \quad (26)$$

$$g \simeq 1 - g_1 x^{1/2} \exp(-x), \quad (27)$$

where f_1 and g_1 are constants. Hence r_s and r_g control the approach of the scalar and gauge fields to the vacuum.

In an expanding universe, these solutions are a very good approximation, as corrections are of order $H r_s$ and $H r_g$, where $H = \dot{a}/a$ is the Hubble rate in conformal time.

In the NO solution, (ρ) , (p) and (\mathcal{L}) are all strongly peaked at the origin, giving rise to a tubelike concentration of energy, pressure and Lagrangian density (see Fig. 1).

Writing the NO field configurations as ϕ_s, \mathbf{B}_s , noting that \mathbf{B}_s is orthogonal to $\mathbf{D}\phi_s$, and choosing coordinates so the \mathbf{B}_s is in the x_3 direction, the nonzero components of the energy-momentum tensor are

$$T_{00} = -a^2 \left(V(\phi_s) + \frac{1}{a^2} |\mathbf{D}\phi_s|^2 + \frac{1}{2e^2 a^4} \mathbf{B}_s^2 \right), \quad (28)$$

$$T_{33} = a^2 \left(V(\phi_s) + \frac{1}{a^2} |\mathbf{D}\phi_s|^2 + \frac{1}{2e^2 a^4} \mathbf{B}_s^2 \right), \quad (29)$$

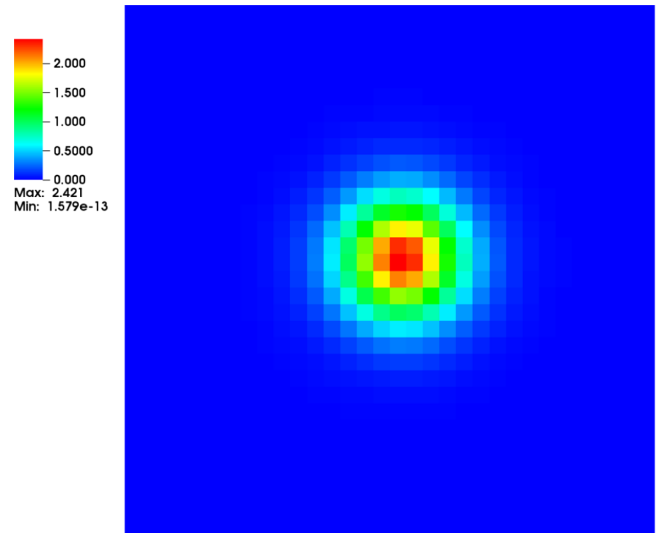


FIG. 1. Slice through the Nielsen-Olesen vortex, showing total energy density ρ , in a 64×64 region with $\Delta x = 0.25$. The total energy density is equal to the negative of the Lagrangian density and the negative of the diagonal component orthogonal to the plane, T_{33} .

$$T_{ab} = a^2 \left(V(\phi_s) - \frac{1}{2e^2 a^4} \mathbf{B}_s^2 \right) \delta_{ab}. \quad (30)$$

Hence we see that the pressure along the string $-T^3_3$ is equal and opposite in sign to the energy density T^0_0 . Note that, as a consequence of Derrick's theorem [41,42], the planar components of the energy-momentum tensor vanish when integrated across the plane, $\int d^2x T_{ab} = 0$.

B. Nambu-Goto strings

In the next section, we will show that a field configuration which is locally a NO vortex behaves like a Nambu-Goto (NG) string. In this section, we will briefly recall some useful details about NG string dynamics. For simplicity, we study only the motion in Minkowski space in detail.

First, let us recall the Nambu-Goto action

$$S_{\text{NG}} = -\mu \int d^2\sigma \sqrt{-\gamma}, \quad (31)$$

where μ is the string tension, σ^α ($\alpha = 0, 1$) are string world-sheet coordinates, and $\gamma_{\alpha\beta} = \partial_\alpha X^\mu \partial_\beta X^\nu g_{\mu\nu}$ is the embed-
ding metric. In the standard gauge, the world-sheet time σ^0 is identified with four-dimensional time X^0 , and the constraints

$$\dot{\mathbf{X}} \cdot \dot{\mathbf{X}} = 0, \quad (32)$$

$$\dot{\mathbf{X}}^2 + \dot{\mathbf{X}}'^2 = 1, \quad (33)$$

are chosen. Here, the prime denotes the derivative with respect to the spacelike world-sheet coordinate σ^1 . The equation of motion is then

$$\ddot{\mathbf{X}} - \dot{\mathbf{X}}'' = 0. \quad (34)$$

It will be useful to write σ for the spacelike world-sheet coordinate, and note that in the standard gauge the Nambu-Goto Lagrangian can be written

$$L_{\text{NG}} = -\mu \int d\sigma |\dot{\mathbf{X}}| \sqrt{1 - \dot{\mathbf{X}}^2}. \quad (35)$$

Using the gauge condition (33), we have

$$L_{\text{NG}} = -\mu \int d\sigma (1 - \dot{\mathbf{X}}^2). \quad (36)$$

The energy-momentum tensor of the NG string in Minkowski space is

$$T^{\mu\nu}(\mathbf{x}, t) = \mu \int d\sigma (\dot{X}^\mu \dot{X}^\nu - \dot{X}^\mu \dot{X}'^\nu) \delta(\mathbf{x} - \mathbf{X}(\sigma, t)). \quad (37)$$

Hence the total energy of NG string is

$$E_{\text{NG}} = \mu \int d^3x T^0_0 = \mu \ell, \quad (38)$$

where $\ell = \int d\sigma$ is the length of string in its local rest frame. Hence

$$L_{\text{NG}} = -E_{\text{NG}}(1 - \bar{v}^2) \quad (39)$$

where

$$\bar{v}^2 = \frac{1}{\ell} \int d\sigma \dot{\mathbf{X}}^2 \quad (40)$$

defines the mean square velocity.

From the space-space components of the energy-momentum tensor (37) the average string pressure is seen to be

$$p_{\text{NG}} = \frac{\mu}{3\mathcal{V}} \int d\sigma (2\dot{\mathbf{X}}^2 - 1) = \frac{E_{\text{NG}}}{3\mathcal{V}} (2\bar{v}^2 - 1), \quad (41)$$

where \mathcal{V} is the spatial volume.

Note that the rest length (sometimes called the invariant length) does not change during the evolution of the string, as a consequence of energy conservation.

C. Moving Abelian Higgs strings

The example of NG strings will give us a method of measuring the length of string and the mean square velocity from the fields of the Abelian Higgs model. Estimates for the rest length and the mean square velocity were first introduced in Ref. [18], which however worked only for field configurations without radiation.

A technique for estimating the mean square velocity for strings and radiation was proposed in Ref. [19], exploiting the fact that in a moving string solution, the electric field \mathbf{E} and the canonical scalar momentum π are given by Lorentz boosts of the static field configuration, and weighting the field estimates so that they were preferentially taken near the string. Here we will extend the technique to include string length estimators, and correct errors in the velocity estimators in the analysis of Ref. [19].

Let us first suppose that all the energy in the field is in the form of NO vortices. Denoting local rest frame space coordinates \mathbf{x}_s , and fields measured in the local rest frame with the subscript s , the fields of a piece of string moving with velocity $\dot{\mathbf{X}}$ orthogonal to its magnetic field are

$$\mathbf{E}(\mathbf{x}, t) = \gamma \dot{\mathbf{X}} \times \mathbf{B}_s(\mathbf{x}_s), \quad (42)$$

$$\mathbf{B}(\mathbf{x}, t) = \gamma \mathbf{B}_s(\mathbf{x}_s), \quad (43)$$

$$\pi(\mathbf{x}, t) = \gamma \dot{\mathbf{X}} \cdot \mathbf{D}\phi_s(\mathbf{x}_s), \quad (44)$$

$$\mathbf{D}\phi(\mathbf{x}, t) = \gamma \hat{\mathbf{v}}(\hat{\mathbf{v}} \cdot \mathbf{D}\phi_s(\mathbf{x}_s)) + \mathbf{D}^\perp \phi(\mathbf{x}, t), \quad (45)$$

where $\hat{\mathbf{v}}$ is a unit vector in the direction of the velocity, $\gamma = 1/\sqrt{1 - \dot{\mathbf{X}}^2}$ is the boost factor, and

$$D_i^\perp \phi(\mathbf{x}, t) = (\delta_{ij} - \hat{v}_i \hat{v}_j) D_j \phi(\mathbf{x}, t). \quad (46)$$

Hence the total energy in the electric field is

$$E_E = \frac{1}{2} \int d^3x \mathbf{E}^2 = \frac{1}{2} \int d^3x_s \gamma \mathbf{B}_s^2(\mathbf{x}_s) \dot{\mathbf{X}}^2, \quad (47)$$

where we have used $\mathbf{x}_s = \mathbf{x}^\perp + \hat{\mathbf{v}}\gamma(\hat{\mathbf{v}} \cdot \mathbf{x} - vt)$, with $\mathbf{v} \equiv \dot{\mathbf{X}}$. Without loss of generality, we can suppose that the string is locally in the z direction and, therefore, that $dz_s = |\mathbf{X}'| d\sigma = \gamma^{-1} d\sigma$. Hence,

$$E_E = \frac{1}{2} \int dx_s dy_s \mathbf{B}_s^2(\mathbf{x}_s) \int d\sigma \dot{\mathbf{X}}^2. \quad (48)$$

The total energy in the magnetic field can similarly be found as

$$E_B = \frac{1}{2} \int dx_s dy_s \mathbf{B}_s^2(\mathbf{x}_s) \int d\sigma. \quad (49)$$

We can also get estimators from the kinetic and gradient energies of the scalar field

$$E_\pi = \int d^3x |\pi|^2, \quad E_D = \int d^3x |\mathbf{D}\phi|^2. \quad (50)$$

A boosted string oriented in the z direction has scalar kinetic energy

$$\begin{aligned} E_\pi &= \int dx_s dy_s D_i \phi_s^*(\mathbf{x}_s) D_j \phi_s(\mathbf{x}_s) \int d\sigma \dot{X}^i \dot{X}^j \\ &= \frac{1}{2} \int dx_s dy_s |\mathbf{D}\phi_s|^2 \int d\sigma \dot{\mathbf{X}}^2. \end{aligned} \quad (51)$$

The gradient energy is

$$\begin{aligned} E_D &= \int dx_s dy_s \int d\sigma \left(|\hat{\mathbf{v}} \cdot \mathbf{D}\phi_s|^2 + \frac{1}{2\gamma^2} |\mathbf{D}\phi_s|^2 \right) \\ &= \frac{1}{2} \int dx_s dy_s |\mathbf{D}\phi_s|^2 \int d\sigma \left(1 + \frac{1}{\gamma^2} \right). \end{aligned} \quad (52)$$

Finally, we may also write the potential energy

TABLE II. String tension μ and fractions due to magnetic, scalar gradient and scalar potential terms in (60) at critical coupling ($\lambda = 2e^2$), for lattice spacings used in this work. Note that as $\Delta x \rightarrow 0$, $\mu \rightarrow 2\pi\phi_0^2$ and $\Delta f = f_B - f_V \rightarrow 0$. Units are set by the scalar expectation value ϕ_0 .

$\phi_0 \Delta x$	0.5	0.25	0.125
μ/ϕ_0^2	6.205	6.265	6.278
f_B	0.215	0.209	0.208
f_D	0.584	0.584	0.585
f_V	0.201	0.206	0.207

$$E_V = \int dx_s dy_s V(\phi_s) \int d\sigma \frac{1}{\gamma^2}. \quad (53)$$

We can explicitly calculate the energy, the Lagrangian, and the pressure multiplied by the volume,

$$E = E_E + E_B + E_\pi + E_D + E_V, \quad (54)$$

$$L = E_E - E_B + E_\pi - E_D - E_V, \quad (55)$$

$$p\mathcal{V} = \frac{1}{3}(E_E + E_B) + E_\pi - \frac{1}{3}E_D - E_V, \quad (56)$$

finding

$$E = \mu(1 + \Delta f \bar{v}^2) \ell, \quad (57)$$

$$L = -\mu(1 - \bar{v}^2) \ell, \quad (58)$$

$$p\mathcal{V} = \frac{1}{3} \mu [(2\bar{v}^2 - 1) + \Delta f(2 - \bar{v}^2)] \ell, \quad (59)$$

where

$$\mu = \int dx_s dy_s \left(\frac{1}{2} \mathbf{B}_s^2 + |\mathbf{D}\phi_s|^2 + V(\phi_s) \right), \quad (60)$$

and

$$\mu \Delta f = \int dx_s dy_s \left(\frac{1}{2} \mathbf{B}_s^2 - V(\phi_s) \right). \quad (61)$$

Note that μ is the mass per unit length of a static string (8). We will denote each of the three contributions to the mass per unit length μf_B , μf_D , and μf_V , so that $\Delta f = f_B - f_V$. Their values, along with μ/ϕ_0^2 , are shown in Table II, computed numerically for an Abelian Higgs string at critical coupling ($\lambda = 2e^2$) and relevant lattice spacings. Note that as $\Delta x \rightarrow 0$, $\mu \rightarrow 2\pi$ and $\Delta f = f_B - f_V \rightarrow 0$ (see e.g., [42]).

D. Field estimators for length and velocity

For simplicity, we will first neglect the numerical corrections due to Δf , which are of order 5%. The first rest length estimator [18] is then simply

$$\ell = \frac{E}{\mu}. \quad (62)$$

We can obtain other length estimators from the components of the energy: first, the magnetic field energy gives

$$\ell_B = \frac{E_B}{\mu f_B}, \quad (63)$$

and the scalar field gradient energy gives

$$\ell_s = \frac{E_D + E_\pi}{\mu f_D}. \quad (64)$$

There is also a combined length and velocity estimator from the potential and the electric field,

$$\ell_{V,E} = \frac{E_E + E_V}{\mu f_V}. \quad (65)$$

Note that the length estimators are not independent, as

$$\ell = f_B \ell_B + f_D \ell_s + f_V \ell_{V,E}. \quad (66)$$

The first velocity estimator [18] follows from the Lagrangian,

$$\bar{v}^2 = 1 + \frac{L}{E}. \quad (67)$$

We can construct a second velocity estimator with the pressure and energy density of the fields, \bar{p} and $\bar{\rho}$,

$$\bar{v}_w^2 = \frac{1}{2}(1 + 3w), \quad (68)$$

where $w = \bar{p}/\bar{\rho}$ is the equation of state parameter. Other velocity estimators follow from ratios of energies. The ratio of the electric and magnetic energies of the gauge field gives an estimator

$$\bar{v}_g^2 = \frac{E_E}{E_B}, \quad (69)$$

while an analogous ratio for the scalar field gives

$$\bar{v}_s^2 = \frac{2R_s}{1 + R_s}, \quad (70)$$

where

$$R_s = \frac{E_\pi}{E_D}. \quad (71)$$

Of course, field configurations may contain radiation as well, so the energy in the field will be an overestimate of the length of string. However, free propagating wave solutions have vanishing Lagrangian, while the string configurations show a strongly negatively peaked Lagrangian density.

If we want a more precise estimate of the string length, we can use Lagrangian weighting, which has the effect of preferentially selecting regions of space occupied by string. The natural scale for the Lagrangian density is the scalar expectation value ϕ_0 , and we will denote a dimensionless Lagrangian density by

$$\tilde{\mathcal{L}} = \mathcal{L}/\phi_0^4. \quad (72)$$

For example, the Lagrangian-weighted magnetic field energy is

$$E_{B,\mathcal{L}} = -\frac{1}{2} \int d^3x \mathbf{B}^2 \tilde{\mathcal{L}}. \quad (73)$$

The independent Lagrangian-weighted length estimators are

$$\ell_{\mathcal{L}} = \frac{1}{\mu_{\mathcal{L}}} \frac{E_{\mathcal{L}} - \Delta f L_{\mathcal{L}}}{1 + \Delta f}, \quad (74)$$

$$\ell_{B,\mathcal{L}} = \frac{E_{B,\mathcal{L}}}{\mu_{\mathcal{L}} f_{B,\mathcal{L}}}, \quad (75)$$

$$\ell_{s,\mathcal{L}} = \frac{E_{D,\mathcal{L}} + E_{\pi,\mathcal{L}}}{\mu_{\mathcal{L}} f_{D,\mathcal{L}}}, \quad (76)$$

where

$$\mu_{\mathcal{L}} = - \int dx_s dy_s \left(\frac{1}{2} \mathbf{B}_s^2 + |\mathbf{D}\phi_s|^2 + V(\phi_s) \right) \tilde{\mathcal{L}} \quad (77)$$

is the Lagrangian-weighted mass per unit length. Its value, along with the fractional contributions of its three terms $f_{B,\mathcal{L}}$, $f_{D,\mathcal{L}}$ and $f_{V,\mathcal{L}}$ are given in Table III.

The fractional contributions change by about 1% when Lagrangian-weighted, so we neglect the distinction between f_B and $f_{B,\mathcal{L}}$.

The Lagrangian-weighted velocity estimators are

$$\bar{v}_{\mathcal{L}}^2 = \frac{E_{\mathcal{L}} + L_{\mathcal{L}}}{E_{\mathcal{L}} - \Delta f L_{\mathcal{L}}}, \quad (78)$$

$$\bar{v}_{B,\mathcal{L}}^2 = \frac{E_{E,\mathcal{L}}}{E_{B,\mathcal{L}}}, \quad (79)$$

$$\bar{v}_{s,\mathcal{L}}^2 = \frac{2R_{s,\mathcal{L}}}{1 + R_{s,\mathcal{L}}}, \quad (80)$$

TABLE III. Lagrangian-weighted string tension $\mu_{\mathcal{L}}$ and fractions due to magnetic, scalar gradient and scalar potential terms in (60) at critical coupling ($\lambda = 2e^2$), for lattice spacings used in this work. Note that as $\Delta x \rightarrow 0$, $\Delta f_{\mathcal{L}} = f_{B,\mathcal{L}} - f_{V,\mathcal{L}} \rightarrow 0$ at critical coupling. Units are set by the scalar expectation value ϕ_0 .

$\phi_0 \Delta x$	0.5	0.25	0.125
$\mu_{\mathcal{L}}/\phi_0^2$	6.841	6.970	7.006
$f_{B,\mathcal{L}}$	0.215	0.207	0.206
$f_{D,\mathcal{L}}$	0.587	0.589	0.589
$f_{V,\mathcal{L}}$	0.198	0.204	0.205

with

$$R_{s,\mathcal{L}} = \frac{E_{\pi,\mathcal{L}}}{E_{D,\mathcal{L}}}. \quad (81)$$

One can also estimate the mean square velocity from a combination of the pressure and the energy density,

$$\bar{v}_{w,\mathcal{L}}^2 = \frac{1 + 3w_{\mathcal{L}} - 2\Delta f}{2 - \Delta f(1 + 3w_{\mathcal{L}})}, \quad (82)$$

where $w_{\mathcal{L}} = \bar{p}_{\mathcal{L}}\mathcal{V}/E_{\mathcal{L}}$ is the string equation of state parameter, determined from Lagrangian-weighted quantities.

Equations (74), (75) and (76) comprise our final length estimators, with Eqs. (78), (79), (80) and (82) our final mean square velocity estimators.

E. Velocity estimates from string position

Another estimator of the string velocities can be obtained directly from the positions of the strings. This estimator demands a higher level of modeling since, contrary to previous estimators, it is not local in either space or time. Instead, it relies on the comparison of positions of the string cores at different times, with the positions determined from the gauge-invariant ‘‘winding’’ of the phase of the scalar field around a plaquette on the lattice. A similar method has been used for estimating monopole velocities [43].

This procedure has its own advantages and disadvantages. On the one hand, we deal only with string positions, and, therefore, we calculate the string velocities without any pollution from the radiation that is present in the simulation. This procedure also seems easier to compare to Nambu-Goto simulations, as we have direct information about the string positions. On the other hand, as mentioned before, the procedure for getting the velocities of strings is more complicated, increasing the uncertainties.

In more detail, the winding of a plaquette is computed from (see Fig. 2)

$$Y_{i,\mathbf{x}} = [\theta_{i,\mathbf{x}} + (\alpha_{\mathbf{x}} - \alpha_{\mathbf{x}+\mathbf{i}})]_{\pi} - \theta_{i,\mathbf{x}}, \quad (83)$$

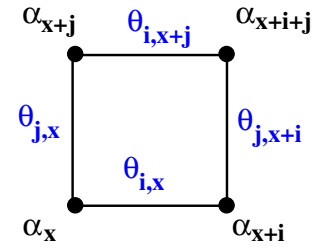


FIG. 2. Variables for computing winding of a lattice plaquette.

where $\alpha_{\mathbf{x}} = [\arg \phi_{\mathbf{x}}]_{\pi}$, and $-\pi < [\dots]_{\pi} \leq \pi$. The winding around plaquette ij is then

$$W_{ij,\mathbf{x}} = (Y_{i,\mathbf{x}} + Y_{j,\mathbf{x}+\mathbf{i}} - Y_{i,\mathbf{x}+\mathbf{j}} - Y_{j,\mathbf{x}})/2\pi. \quad (84)$$

As winding has a sign and is associated with a plaquette, it can be thought of as a flux, although it is not the same as the magnetic flux. Indeed, the magnetic flux is smoothly distributed over the width of the string, while the winding is a singular object, occupying only one lattice plaquette in a cross section through the string. The center of the strings can be defined to be the set of plaquettes with $|W_{ij,\mathbf{x}}| \neq 0$. Flux conservation ensures that every lattice cell has zero net winding flux, and so, plaquettes with winding can be unambiguously ordered into a closed loop. However, since we are on a lattice, this does not produce a smooth curve.

The positions of the strings, defined by the centers of the lattice cells whose plaquettes have winding, are then smoothed by averaging over nearest neighbors. The number of neighbors in the averaging will be denoted by the parameter A_x : this is the number of neighbors on each side that have been included into the averaging sum. Thus the averaging is performed over $2A_x + 1$ positions.

Once this procedure is performed, at every time step in the simulation, a collection of points denoting the (averaged approximate) centers of the strings is obtained. In order to estimate the velocity of the string, one needs to compare the positions at different times, to calculate the distance that the points in the strings have traveled, and the velocity is just the distance traveled divided by the time it took them to travel that distance.

The distance a point \mathbf{X}_2 at a time t_2 has traveled since time t_1 is determined from the nearest neighbor to \mathbf{X}_2 in the set of points at time t_1 . The time interval $t_2 - t_1$ is also a free parameter; we denote it by the integer $A_t = (t_2 - t_1)/\Delta t$, where Δt is the time step in the simulation.

Both free parameters (A_x and A_t) have to be chosen using some physical considerations. We should aim to choose them large enough so that the metropolis effect is sufficiently reduced, but not too large so as to erase possible structure in the core of the string. This is resolved by approximately $n_r = r_s/(a\Delta x)$ lattice points with a the scale factor [remember that the physical width of the string

TABLE IV. Values of the parameters that determine how velocities from the string positions have been estimated.

Time		A_x	A_t
Radiation	Matter		
–	<663	6	60
<488	[633, 733]	5	50
[488, 628]	[733, 831]	4	40
[628, 879]	[831, 983]	3	30
>879	>993	2	20

is controlled by $r_s = (e\phi_0)^{-1}$, Eq. (6)]. We average over one string width in space, so A_x is taken to be the nearest integer to n_r .

For the $s = 0$ simulations this is easy to calculate, since the string width is constant in comoving coordinates during the simulation, and given that $r_s = 1$ and $\Delta x = 0.5$, we take $A_x = 2$. For A_t we choose the time it takes to cross the width of a string $A_t = 2A_x\Delta x/\Delta t$, where Δt is the time step. In our simulations $\Delta x/\Delta t = 5$, and thus, for $s = 0$, we take $A_t = 20$.

The parameters are more complicated in the $s = 1$ simulations, because the string width shrinks as the simulation evolves. Bearing in mind how the width depends on the scale factor, and how the scale factor evolves in radiation and matter eras, one can define the ranges for the different times in the simulation, which have been compiled in Table IV.

IV. VALIDATION WITH STRING STANDING WAVE

In this section, we test the length and velocity estimators on field configurations which are designed to behave like Nambu-Goto strings: small-amplitude standing waves on a NO vortex stretched around the simulation volume. We choose the string to lie in the (x, z) plane, on the curve given by

$$X = a_x L_b \cos(k_z Z), \quad Y = L_b/2, \quad (85)$$

where $k_z = 2\pi/L_b$.

The string is prepared by generating a series of contiguous cells $\{C_x\}$ containing the curve (85). The plaquettes $\{P\}$ separating the cells are given a flux 2π by setting their links to $\pi/2$. Other links are set to zero, and the scalar field ϕ is set to ϕ_0 everywhere. The field is then cooled by gradient flow for 150, 600, or 2400 iterations for lattice spacing $\Delta x = 0.5, 0.25,$ or 0.125 respectively.

The cooling reduces the amplitude slightly, to a value a_x^{eff} which can be estimated from the period of the oscillation. We choose $a_x = 0.2$ as initial conditions for the field theory simulations, which results in a field configuration shown in Fig. 3, along with the positions

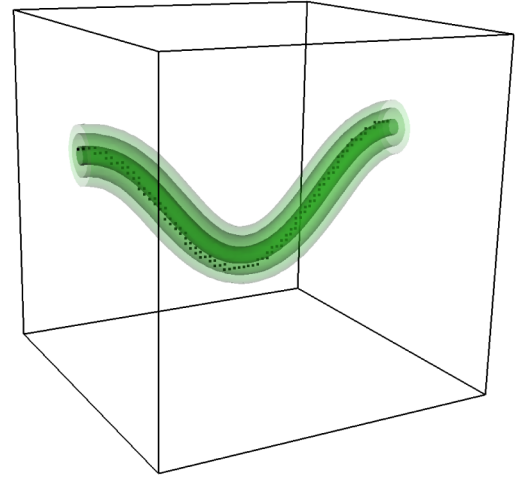


FIG. 3. Energy isosurfaces of a standing wave configuration with initial amplitude parameter $a_x = 0.2$, in a box of $N = 64$ sites on a side, with lattice spacing $\Delta x = 0.5$. The dark squares show the positions of the plaquettes initialized with flux 2π . The isosurfaces are at energy densities of 0.01, 0.1 and 1 in units where $\phi_0 = 1$.

of the plaquettes $\{P\}$ selected by the initialization process. The effective amplitude is $a_x^{\text{eff}} = 0.17$ in all three cases. Note that the relaxation also generates a Dirac string at the original position of the string (see Fig. 4).

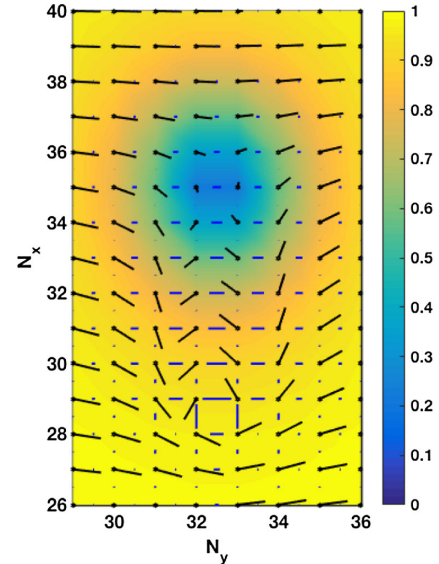


FIG. 4. Cross section through a 64^3 lattice containing a string standing wave, showing both the physical string and the Dirac string. The scalar field ϕ_x is shown as a black line at each lattice site, representing its amplitude and complex argument, with blue lines joining them proportional to the value of the link variable $\theta_{i,x}$. The modulus of the scalar field is shown as a smoothed color field. Plaquettes with nonzero winding [see Eq. (84)] are at $(x, y) = (34, 32)$ and $(x, y) = (28, 32)$. The first is the physical string, the second the Dirac string.

A. Field estimators for string length

In Fig. 5, we show graphs of the string length estimators (74), (75) and (76) for the standing wave configuration described above, in a box of physical size $L_b = 32$, with lattice spacings $\Delta x = 0.5, 0.25$, and 0.125 (top to bottom). The length estimators are close to constant, and so are good estimates of the invariant string length, although the coarsest lattice spacing the magnetic field estimator [red, Eq. (75)] is more than 10% above the others. For the other estimators the departure from a constant, about 5% when the string speed is highest, is very similar for $\Delta x = 0.25$ and 0.125 , demonstrating that it is not a lattice effect. It is

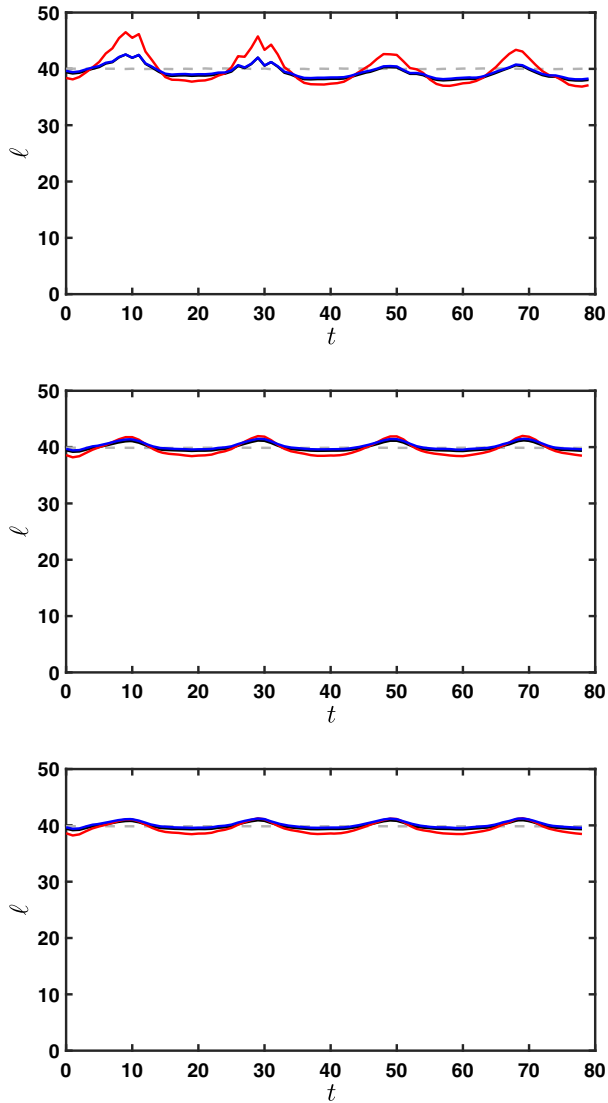


FIG. 5. Plots of string length estimators against time for a standing wave with initial amplitude parameter $a_x = 0.2$, in a box with $L_b = 32$, with lattice spacing (from top to bottom) $\Delta x = 0.5$, $\Delta x = 0.25$ and $\Delta x = 0.125$. The length estimators are $\ell_{\mathcal{L}}$ [black, Eq. (74)], $\ell_{B,\mathcal{L}}$ [red, Eq. (75)], and $\ell_{s,\mathcal{L}}$ [blue, Eq. (76)]. The length estimators and simulation times are given in units where $\phi_0 = 1$. The total energy is shown in dashed grey.

about the same order of magnitude as the ratio thickness of the string to the local curvature radius.

B. Estimators for string velocity

In this section, we show the results for the mean square velocities from the standing wave described above. In Fig. 6, we show graphs of the string velocity estimators

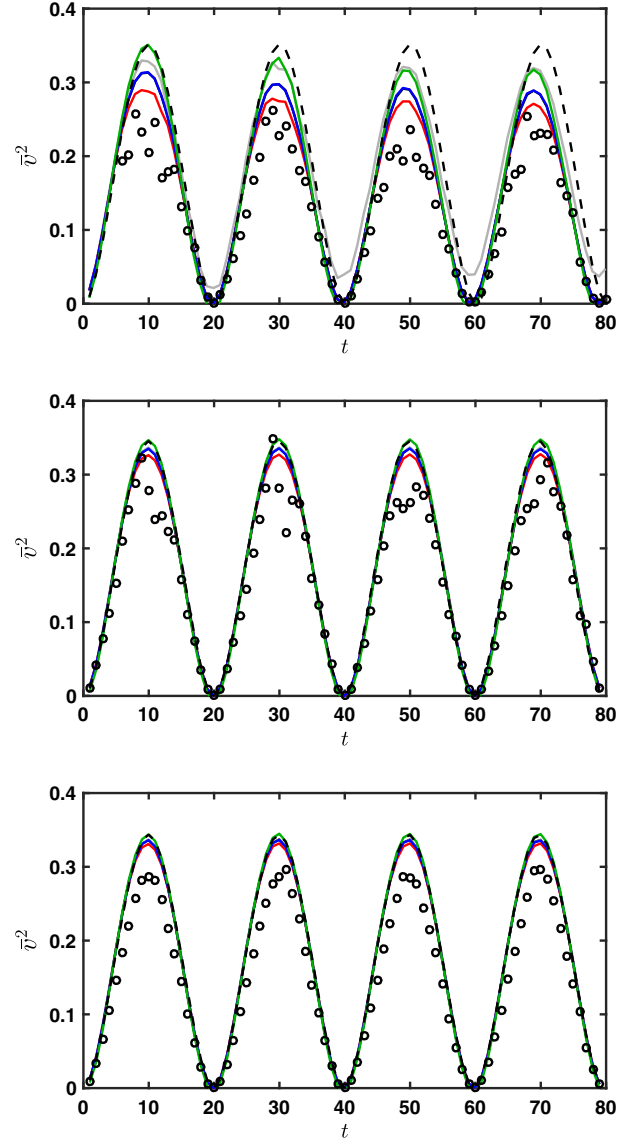


FIG. 6. Plots of mean square velocity estimators against time for a standing wave in a box of size $L_b = 32$, with initial amplitude parameter $a_x = 0.2$, and lattice spacing $\Delta x = 0.5$ (top), $\Delta x = 0.25$ (center) and $\Delta x = 0.125$ (bottom). The velocity estimators are $\bar{v}_{\mathcal{L}}^2$ [black, Eq. (78)], $\bar{v}_{B,\mathcal{L}}^2$ [red, Eq. (79)], $\bar{v}_{s,\mathcal{L}}^2$ [blue, Eq. (80)], and $\bar{v}_{w,\mathcal{L}}^2$ [green, Eq. (82)]. The velocities estimated from the string position as given from the winding (see Sec. III E) is shown with open circles. The Nambu-Goto prediction is shown in dashed black. Note that $\bar{v}_{\mathcal{L}}^2$ and $\bar{v}_{s,\mathcal{L}}^2$ are almost identical. The lengths and times are given in units where $\phi_0 = 1$.

(78), (79), (80) and (82) for a standing wave configuration on lattices with different spatial resolutions. The length estimators are close to the value predicted for a Nambu-Goto string of the same length. As with the length estimators, the largest departures for the magnetic field estimator at the coarsest lattice spacing. The best appears to be the equation of state estimator $\bar{v}_{w,\mathcal{L}}^2$ [green, Eq. (82)]. The fact that this estimator is slightly lower on the second cycle is a sign that a small amount of energy is being lost to lattice radiation.

In order to estimate the velocities from the positions of the plaquettes with winding, the Dirac string needs to be removed. To do this we compare the simulations at three different times: when the oscillating string is straight, when it is at its maximum excursion in phase with the Dirac string, and when it is at its maximum excursion out phase with the Dirac string. The points that are common to those three configurations are removed.

Note that, inevitably, there are points shared by the Dirac string and the oscillating string which are also removed. Thus, we do not recover a connected string, but only segments of it. The missing segments are generally short and are filled in by linear interpolation if the gaps are too large to be covered by the smoothing window.

The resulting mean squared velocity estimates are shown in Fig. 6 as black circles. We see that the velocity estimates from the positions of plaquettes with winding fluctuate around the peaks, and are systematically lower than the true value by about 15%. This observation is consistent with the findings of Ref. [18].

We have experimented with applying the algorithm directly to the Nambu-Goto solution evaluated at the same times as the snapshots from the numerical simulations. We find that the \bar{v}^2 is accurately reproduced when the floating point values are used, but similar fluctuations and underestimates are found when the string positions are rounded to a lattice. We conclude that both effects are a result of the lattice discretization.

V. STRING NETWORKS

The previous section tested the accuracy and reliability of the estimators for the string length and the mean square velocity from local quantities built from the fields of the Abelian Higgs model. We concluded that the most reliable were the length estimate $\ell_{\mathcal{L}}$ (74) and the mean squared velocity estimator $\bar{v}_{w,\mathcal{L}}^2$ (82). In this section, we apply them to string network simulations in an expanding spacetime background.

We performed simulations on comoving cubic lattices of side $N = 512, 1024, 2048$ and 4096 with lattice spacing $\Delta x = 0.5$, in matter and radiation eras, and with core growth parameter $s = 1$ and $s = 0$. As mentioned before, all simulations were performed at critical coupling $\lambda = 2e^2$, or in other words, $\beta = 1$. The $N = 4096$ (“4k”) simulations have been described in detail elsewhere [17]. We performed

new simulations on smaller lattices in order to test the dependence of the results on the size of the lattice.

At $s = 1$ the string width (6) shrinks from a maximum at τ_{cg} , to 1 at the end of the simulation, τ_{end} . It is important to realize that this means that $s = 1$ simulations sample the core of the string with a greater number of points than $s = 0$ simulations for most of the period over which data is taken, and thus are also tests of resolution effects.

Table V gives the important simulation parameters, including the time ranges over which the principal data are extracted, divided into “early” and “late.” The early time range has had less time to evolve towards scaling, but resolves the string better in the $s = 1$ simulations.

We will sometimes fit separately on the $s = 0$ and $s = 1$ data sets, in which case we will refer to them as s_0, s_1 . Sometimes, we will distinguish between the data in the early and late time ranges, in which case we use the letter code “e” and “l.” So, for example, “s1l” denotes the data from the 22 simulations with $s = 1$ in the larger of the two time ranges.

We also performed a set of simulations with $N = 4096, 2048$ and 1024 at resolutions $\Delta x = 0.125, 0.25$ and 0.5 , respectively, in order to test the resolution. The smaller lattice initial conditions were decimations of the $N = 4096$ simulation after the initial conditions were prepared. Parameters are given in Table VI, and the data set letter code is R.

From the simulations we extract the total length of string ℓ using the Lagrangian-weighted energy, and the mean square velocity \bar{v}^2 using the Lagrangian-weighted equation of state. Rather than using the total length of string ℓ , we define the mean comoving string separation,

$$\xi = \sqrt{\frac{\bar{v}}{\ell}}, \quad (86)$$

which should increase linearly with conformal time τ in a scaling network, and so ξ should tend to a constant.

The important quantities ξ and \bar{v}^2 are estimated in two different time ranges over the simulation, the first with a linear fit to ξ , and the second from an average over the $\bar{v}_{w,\mathcal{L}}^2$ estimator recorded in the range. The uncertainty in ξ is dominated by the standard deviation in slopes between simulations. The uncertainties in \bar{v}^2 are calculated from combining in quadrature the variance of \bar{v}^2 over the time range and the variance in the mean between simulations.

A. String length estimators

In Fig. 7, we show the Lagrangian-weighted energy estimate of the string separation parameter ξ as a function of conformal time τ for the simulations listed in Table V.

The general impression is that all are tending to linear growth, independent of the lattice size and lattice spacing, after a period of relaxation from the almost stationary

TABLE V. Simulation parameters for the data shown in Figs. 8, 10 and 11, from which the s0 and s1 data sets are derived. Given are: conformal time at end of core growth τ_{cg} , the maximum comoving width of the string r_s^{max} (i.e., the string width at τ_{cg}), conformal time at end of simulation τ_{end} , and the two conformal time ranges over which the rate of change of the string separation parameter $\dot{\xi}$ and the mean square velocity \bar{v}^2 are obtained. The parameter n_{sim} denotes how many simulations of each type were performed. Note that mean square velocity data was obtained for only one of the seven $s = 0$ matter era runs.

Lattice size $N = 512$				
Core growth Cosmology	$s = 1$		$s = 0$	
	Radiation	Matter	Radiation	Matter
τ_{cg}	60	75	–	–
r_s^{max}	2.5	4.0	1	1
τ_{end}	150	150	150	150
$\tau \in (\text{early})$	[100, 125]	[100, 125]	[100, 125]	[100, 125]
$\tau \in (\text{late})$	[125, 150]	[125, 150]	[125, 150]	[125, 150]
n_{sim}	5	5	5	5

Lattice size $N = 1024$				
Core growth Cosmology	$s = 1$		$s = 0$	
	Radiation	Matter	Radiation	Matter
τ_{cg}	100	150	–	–
r_s^{max}	3.0	4.0	1	1
τ_{end}	300	300	300	300
$\tau \in (\text{early})$	[150, 200]	[175, 225]	[150, 200]	[150, 200]
$\tau \in (\text{late})$	[250, 300]	[250, 300]	[250, 300]	[250, 300]
n_{sim}	5	5	5	5

Lattice size $N = 2048$				
Core growth Cosmology	$s = 1$		$s = 0$	
	Radiation	Matter	Radiation	Matter
τ_{cg}	150	245	–	–
r_s^{max}	4.0	6.0	1	1
τ_{end}	600	600	600	600
$\tau \in (\text{early})$	[300, 350]	[400, 450]	[300, 350]	[300, 350]
$\tau \in (\text{late})$	[550, 600]	[550, 600]	[550, 600]	[550, 600]
n_{sim}	6	6	6	6

Lattice size $N = 4096$				
Core growth Cosmology	$s = 1$		$s = 0$	
	Radiation	Matter	Radiation	Matter
τ_{cg}	204	366	–	–
r_s^{max}	5.4	9.0	1	1
τ_{end}	1100	1100	1100	1100
$\tau \in (\text{early})$	[600, 650]	[600, 650]	[600, 650]	[600, 650]
$\tau \in (\text{late})$	[1050, 1100]	[1050, 1100]	[1050, 1100]	[1050, 1100]
n_{sim}	6	6	7	7*

TABLE VI. Simulation parameters for the resolution test run from which the R data set is derived. Given are the comoving width of the string r_s^{max} , conformal time at end of simulation τ_{end} , and the two conformal time ranges over which the rate of change of the string separation parameter $\dot{\xi}$ and the mean square velocity \bar{v}^2 are obtained. All simulations use $s = 0$ core growth, with constant comoving string width $r_s = 1/\phi_0$. Only one simulation was performed at each resolution.

Lattice size $N = 1024$		
Cosmology	Radiation	Matter
τ_{end}	300	300
$\tau \in (\text{early})$	[150, 200]	[150, 200]
$\tau \in (\text{late})$	[250, 300]	[250, 300]

Lattice size $N = 2048$		
Cosmology	Radiation	Matter
τ_{end}	600	600
$\tau \in (\text{early})$	[300, 350]	[300, 350]
$\tau \in (\text{late})$	[550, 600]	[550, 600]

Lattice size $N = 4096$		
Cosmology	Radiation	Matter
τ_{end}	1100	1100
$\tau \in (\text{early})$	[600, 650]	[600, 650]
$\tau \in (\text{late})$	[1050, 1100]	[1050, 1100]

network generated as initial conditions. This means that Abelian Higgs string networks scale, over a range of ratios of string separation to string width r_s/ξ from 0.05 to about 0.003.

We first consider the effect of lattice spacing on the slope $\dot{\xi}$, which is directly probed by the resolution test simulations. The values of $\dot{\xi}$ are very close: they differ by less than 0.01 between the simulations at $\Delta x/r_s = 0.5, 0.25$ and 0.125. A linear least squares to the combination of the resolution test run and the $s = 1$ data sets (R and s, which also explore different $\Delta x/r_s$) shows no significant lattice spacing dependence (see Table VII). This is good evidence that even $\Delta x/r_s = 0.5$ has sufficient lattice resolution to give reliable results for ξ .

We need to extrapolate r_s/ξ to a very small number to reach values relevant for CMB calculations. In Fig. 8, we plot $\dot{\xi}$ against the ratio of the string width to the string separation r_s/ξ , with error bars showing the fluctuations between simulations. We also show linear fits, weighted by the error bars, using either $s = 1$ data only (dashed blue line) or $s = 0$ data only (dashed red line), both taken in the late time range so that effects from the initial conditions are minimized. The slopes of the fit lines for $\dot{\xi}$ are given in Table VIII. There is a clear dependence of $\dot{\xi}$ on the mean separation. The insignificant lattice spacing dependence

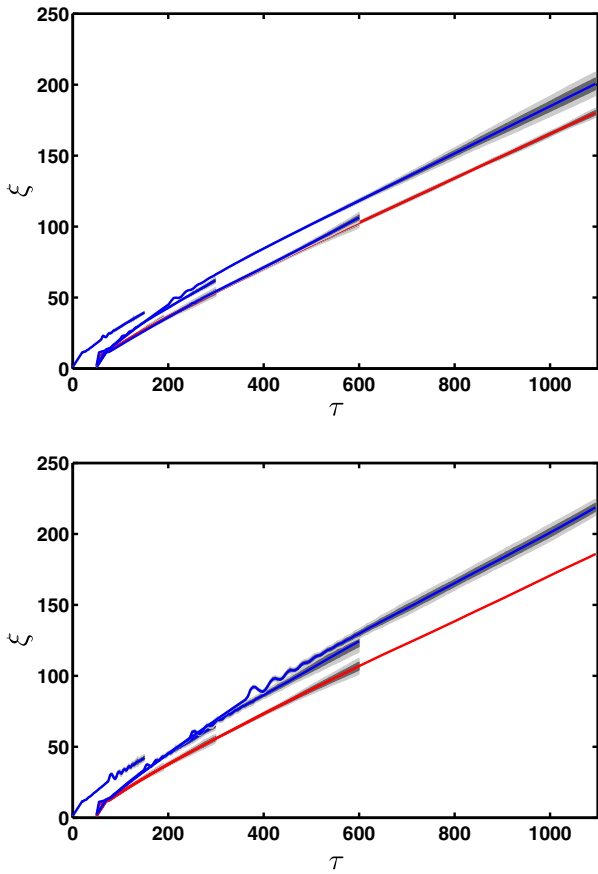


FIG. 7. Plots of $\xi_{\mathcal{L}}$ versus time for all network simulations in the radiation (top) and matter (bottom) eras. The error bands mark the 1- σ and 2- σ variations between realizations. Simulations with $s = 0$ are marked in red, $s = 1$ in blue. The string separation parameter and simulation times are given in units where $\phi_0 = 1$.

allows us to take the large string separation limit as the intercept with the y axis; the values are listed in Table IX.

Fig. 8 shows that the values of $\dot{\xi}$ observed in the $s = 0$ simulations are consistently lower than in the $s = 1$ simulations; the matter era asymptote is almost 30% lower in the matter era. Note also that the central values in the $s = 1$ 4k simulations (furthest to the left on these graphs) are within the errors of the extrapolated values. The value of $\dot{\xi}$ is important for the overall normalization of the UETCs [17]. The UETC normalization used for the calculation of

TABLE VII. Slopes of linear least squares fit of $\dot{\xi}$, \bar{v}^2 (computed from the Lagrangian-weighted equation of state) and \tilde{e} to the ratio $\Delta x/r_s$, where Δx is the lattice spacing, r_s the string width and Rad. and Mat. stand for simulations at Radiation and Matter domination respectively. Fits are performed on the $s = 1$ and resolution test run data. Figs. (10) and (11) show the data for \bar{v}^2 and \tilde{e} .

Model	Era	Data set	$\dot{\xi}$	\bar{v}^2	\tilde{e}
AH	Rad.	s1, R	-0.02 ± 0.06	-0.08 ± 0.01	0.02 ± 0.08
AH	Mat.	s1, R	-0.01 ± 0.03	-0.08 ± 0.01	0.07 ± 0.05

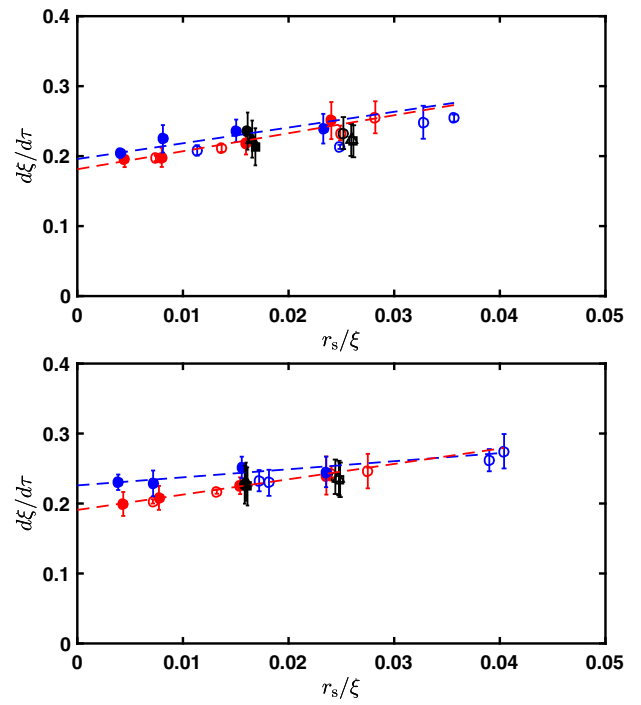


FIG. 8. Plots of $\dot{\xi}$ versus r_s/ξ for all simulations, for radiation (top) and matter era (bottom) simulations. Two time ranges are plotted, detailed in Table V, one around half way through the simulation (open symbols), and one near the end (filled symbols). Circles in blue are $s = 1$, while circles in red have $s = 0$. Black symbols are the resolution test runs with lattice spacing 0.5 (circle), 0.25 (triangle) and 0.125 (square). Dashed lines show linear fits to the $s = 1$ data and $s = 0$ data separately, with the same color code.

the CMB power spectrum in [3] made no use of extrapolation, but we conclude that it is consistent with the linearly extrapolated value of $\dot{\xi}$.

B. String velocity estimators

In Sec. IV B, we identified the best local velocity estimator as $\bar{v}_{w,\mathcal{L}}^2$, constructed from the Lagrangian weighted equation of state (82). We also found that the velocity estimates were inaccurate at lattice spacing $\Delta x/r_s = 0.5$.

TABLE VIII. Slopes of linear least squares fit of $\dot{\xi}$, \bar{v}^2 (computed from the Lagrangian-weighted equation of state) and \tilde{e} to the ratio r_s/ξ , where r_s is the string width, ξ is the mean string separation and Rad. and Mat. stand for simulations at Radiation and Matter domination respectively. Fits are performed separately on the $s = 0$ and $s = 1$ data.

Model	Era	Data set	$\dot{\xi}$	\bar{v}^2	\tilde{e}
AH	Rad.	s0l	2.57 ± 0.43	1.59 ± 0.62	2.45 ± 0.76
AH	Rad.	s1l	2.25 ± 0.56	1.04 ± 0.52	1.28 ± 1.75
AH	Mat.	s0l	2.19 ± 0.13	0.53 ± 0.48	0.81 ± 1.19
AH	Mat.	s1l	1.15 ± 0.52	0.82 ± 0.56	-2.27 ± 1.92

TABLE IX. Summary table of asymptotic values of ξ , \bar{v}^2 (computed from the Lagrangian-weighted equation of state) and $\tilde{\epsilon}$. The values of ξ are inferred from a linear least squares fit of the s11 data set to the ratio r_s/ξ , extrapolated to infinite string separation. The values of \bar{v}^2 are inferred from a linear least squares fit of the s1 and R data sets to r_s/ξ and $\Delta x/r_s$, extrapolated to both zero lattice spacing and infinite string separation. The values of $\tilde{\epsilon}$ are inferred from a simple weighted mean of the s1 and R data. Rad. and Mat. stand for simulations at Radiation and Matter domination respectively. For comparison, we also show the equivalent values obtained from Nambu-Goto simulations [25].

Model	Era	ξ	\bar{v}^2	$\tilde{\epsilon}$
AH	Rad.	0.196 ± 0.005	0.370 ± 0.011	0.283 ± 0.029
AH	Mat.	0.226 ± 0.006	0.309 ± 0.011	0.185 ± 0.043
NG	Rad.	0.15	0.40	0.179
NG	Mat.	0.17	0.35	0.103

In Fig. 9, we show the evolution of the mean square velocity for our network simulations. Velocities calculated from the estimator (82) are shown as solid lines, while those calculated from the string positions are shown with dashed

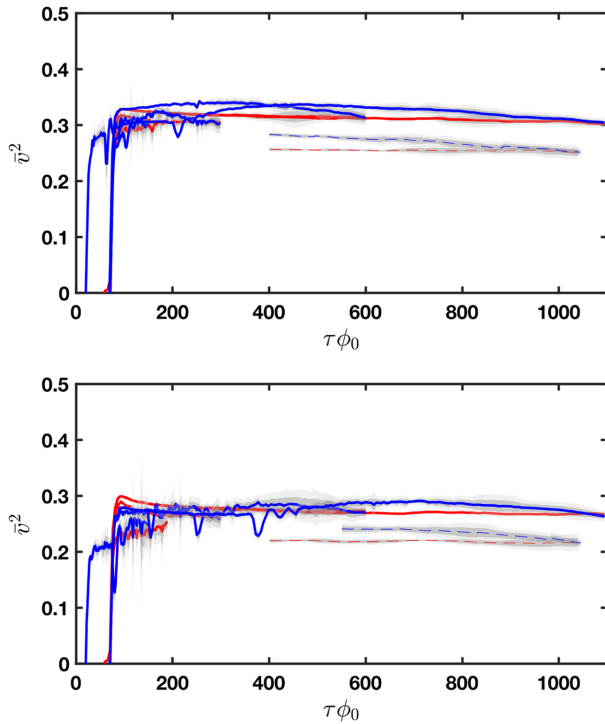


FIG. 9. Plots of mean square velocity \bar{v}^2 versus time for all network simulations in the radiation (top) and matter (bottom) eras. Simulations with $s = 0$ are marked in red, $s = 1$ in blue. Solid lines are the field estimator $\bar{v}_{\mathcal{L}}^2$, while velocities from string positions are marked with dashed lines. Simulations with lattice sizes 512^3 , 1024^3 , 2048^3 and 4096^3 end at approximate times 150, 300, 600 and 1100 respectively. The error bands mark the $1\text{-}\sigma$ and $2\text{-}\sigma$ variations between realizations. Note that there is velocity data for only one simulation with $s = 0$ and $N = 4096$ in the matter era. The simulation times are given in units where $\phi_0 = 1$.

lines. As with the standing wave, they are consistently lower than the field estimator by about 15%. The validation of the field estimator against the standing wave configuration, where the string trajectory is known, gives confidence that the field estimator is the more reliable one.

In Fig. 10, we show the Lagrangian-weighted equation of state velocity estimator, averaged over the time intervals detailed in Tables V and VI, as a function of $\Delta x/r_s$, to investigate the importance of lattice spacing on this quantity. Note that only one of the 7 matter era $s = 0$ runs had the mean square velocity recorded, and the error bar is estimated from the fluctuation in \bar{v}^2 over the time ranges in that run. This is likely to be an underestimate, as fluctuations within a run are highly correlated, and fluctuations between runs are much higher.

Table VII shows the slopes of the fits, demonstrating that there is a significant dependence of the mean square velocity on the lattice spacing.

There is also a less pronounced, but greater than 2σ dependence on r_s/ξ in the radiation era, as can be seen in Table VIII. We perform an extrapolation with a joint fit to r_s/ξ and $\Delta x/r_s$, using the $s = 1$ and the resolution test run data only. Including the $s = 0$ data would bias the fit to towards data from $\Delta x = 0.5$, where lattice effects are most important. The results are shown in Table IX.

The value of \bar{v}^2 at $\Delta x/r_s = 0.5$ is approximately 20% lower than the continuum extrapolation of \bar{v}^2 , which

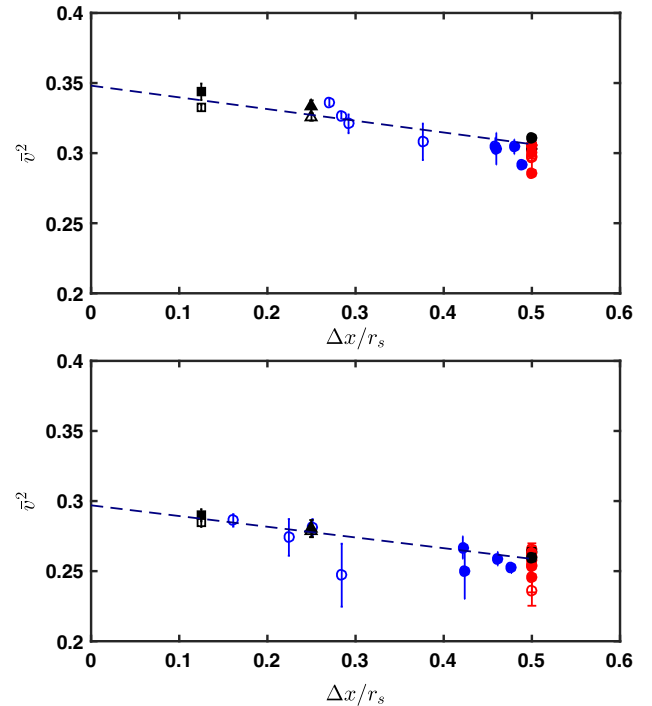


FIG. 10. Mean square string velocity from the equation of state estimator $\bar{v}_{w,\mathcal{L}}^2$ in radiation (top) and matter (bottom) eras, plotted against lattice spacing Δx in units of the string width r_s . The same color and symbol code as Fig. 8 is used.

quantifies the effect of coarser lattice spacings on the mean square string velocity. An effect is to be expected, as strings on a lattice suffer a velocity-dependent retarding force [38]. We find that \bar{v}^2 decreases somewhat over the course $s = 1$ simulations, as can be seen from the difference between the “early” and “late” values of \bar{v}^2 in Fig. 10. The decrease, due to the decreasing ratio $\Delta x/r_s$, limits the time span over which unequal time correlators can easily be taken: in [17] we limited the time span to [600, 800] in the matter era and [450, 600] in the radiation era, during which time the ratio $\Delta x/r_s$ remains greater than 2.

On the other hand, the $s = 0$ mean square velocity remains constant throughout a simulation, as the ratio $\Delta x/r_s$ remains constant. We can, therefore, take unequal time correlators over a much wider range of times, while recognizing that corrections to the overall amplitude might need to be made so that they agree with the $s = 1$ UETCs near equal times. The details of how we do this are given in [17].

VI. RADIATIVE EFFICIENCY PARAMETER

The fact that the strings scale means that there must be an energy loss mechanism with a special dependence on the comoving string separation ξ . Assuming that we have a method for picking out the string contribution to the energy-momentum, we can denote this contribution $T_{\mu\nu}^s$. The string separation parameter ξ is then defined as

$$\frac{\mu}{\xi^2} = -\frac{1}{\mathcal{V}} \int d^3x T_{00}^s, \quad (87)$$

where \mathcal{V} is a volume factor. Covariant conservation of energy then implies that we can write

$$\frac{\mu}{\xi^2} \left(-2\frac{\dot{\xi}}{\xi} + \frac{\dot{a}}{a}(1 + 3w^s) \right) = -\epsilon, \quad (88)$$

where w^s is the string equation of state parameter $T_{ii}^s/3T_{00}^s$, and $-\epsilon$ is the energy density loss rate of the string network. Hence

$$\tilde{\epsilon} \equiv \frac{\epsilon \xi^3}{\mu} = \left(2\dot{\xi} - \frac{\dot{a}}{a}\xi(1 + 3w^s) \right) \quad (89)$$

is a constant when the string network is scaling. We call the dimensionless parameter $\tilde{\epsilon}$ the radiative efficiency parameter, which represents the fraction of the string network’s energy radiated in a time interval ξ . In order to achieve scaling, the radiative efficiency must be independent of the string separation parameter ξ .

In order to explore the radiative efficiency of Abelian Higgs strings, we define the string energy-momentum tensor as the Lagrangian weighted energy-momentum,

$$T_{\mu\nu}^s = -T_{\mu\nu} \tilde{\mathcal{L}}, \quad (90)$$

which is easily computed in a field simulation. Hence

$$\tilde{\epsilon} = 2 \left(\dot{\xi} - \frac{\dot{a}}{a} \xi \bar{v}_{w,\mathcal{L}}^2 \right), \quad (91)$$

where $\bar{v}_{w,\mathcal{L}}^2$ is the mean square string velocity computed from the Lagrangian-weighted equation of state (82).

In Fig. 11, we plot the string radiative efficiency parameter, estimated from (91), against the ratio of the lattice spacing to string width $\Delta x/r_s$, for all simulations. The error bars are estimated from the uncertainties in $\dot{\xi}$ and \bar{v}^2 , assuming that they are fluctuating independently. It is clear from Table VII that there is little dependence on $\Delta x/r_s$. Hence the radiative efficiency parameter is essentially independent of how well the string is resolved over the values of the lattice spacing chosen, which is strong evidence that the radiation is not a lattice artifact.

In Fig. 12, we plot the string radiative efficiency parameter against the ratio of the string width to the string separation r_s/ξ , for all simulations. It is clear that there is also little dependence on r_s/ξ : the values of $\tilde{\epsilon}$ cluster around 0.2 in the matter era and 0.3 in the radiation era. We give the weighted means in Table IX.

It can be seen that the radiative efficiency parameter is lower in the matter era, where the mean square velocity is

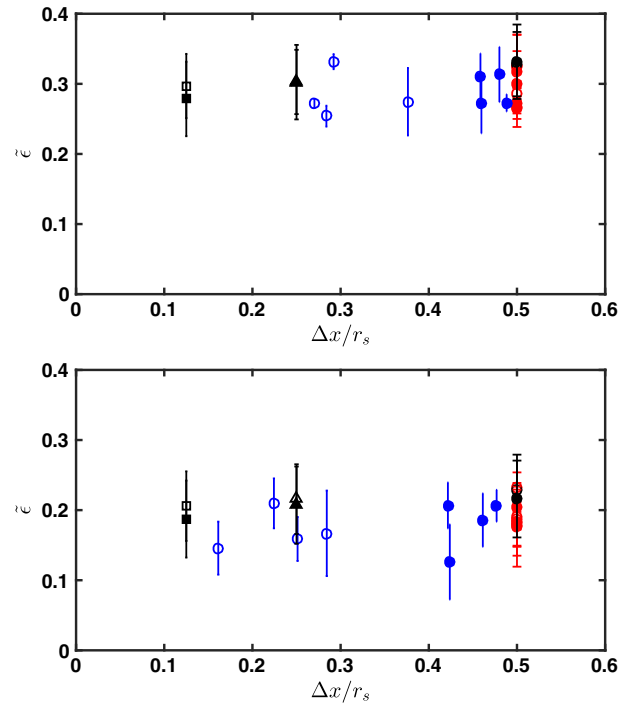


FIG. 11. Radiative efficiency parameter $\tilde{\epsilon}$ (91) against the ratio of lattice spacing to string width for radiation (top) and matter (bottom) eras. The same color and symbol code as Fig. 8 is used.

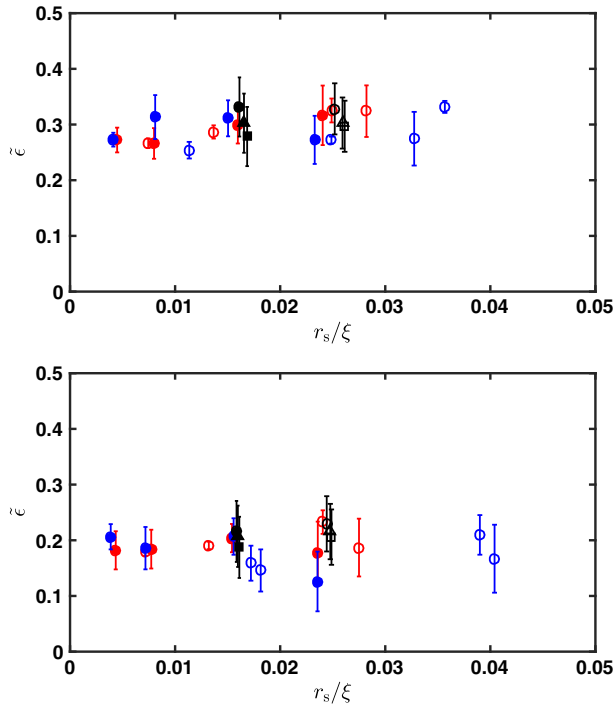


FIG. 12. Plots of the radiative efficiency parameter $\tilde{\epsilon}$ (91) versus r_s/ξ , in radiation (top) and matter (bottom) eras. The same color and symbol code as Fig. 8 is used. The mean values of $\tilde{\epsilon}$ are listed in Table IX.

also lower. This is consistent with the behavior of the radiative efficiency in domain wall networks [32,44].

It can also be seen that the simulations using the core growth method do not differ significantly in their radiative efficiency.

For comparison, we also give values obtained from Nambu-Goto simulations [25] of the equivalent observables, which are measured on string which is not in a stable (non-self-intersecting) loop. The equivalent of the radiative efficiency parameter is calculated from the integral over the loop production function \mathcal{P} (see Eqs. (9) to (11) in [25]), and from $\gamma = \dot{\xi}$, with $\tilde{\epsilon}_{\text{NG}} = \gamma^3 \mathcal{P}$.

VII. DISCUSSION AND CONCLUSION

A. Results summary

In this paper, we study in detail large-scale simulations of Abelian Higgs cosmic strings. We use simulations of standing waves to validate estimators of the principal global observables $\dot{\xi}$ (mean string separation in units of the horizon length) and \bar{v}^2 (mean square string velocity). We introduce a new dimensionless parameter $\tilde{\epsilon}$, the string radiative efficiency parameter, which quantifies the transfer of energy from strings to classical scalar and gauge radiation. We perform continuum limit and large-time extrapolations or network simulations to check the effects of lattice spacing and finite volume, and to provide

estimates of the asymptotic values of the mean string separation, mean squared velocity, and radiative efficiency. We find that, contrary to naive expectation, the strings continue to radiate efficiently even when the string separation is much larger than the string width r_s .

Standing wave solutions allow us to compare estimators of string length and string velocity, as the string follows a computable Nambu-Goto trajectory. Out of the string length estimators, the one based on the Lagrangian-weighted energy (74) was closest to the standing wave prediction. For velocity estimation, the equation of state estimator $\bar{v}_{w,\mathcal{L}}^2$ given in Eq. (82) performed best. Velocity estimators based on the positions of plaquettes with non-zero winding were consistently biased low.

For network simulations, we expect to see scaling behavior: that is, dimensionless global observables like $\dot{\xi}$ and \bar{v}^2 should tend to constants. This expectation is borne out: in all simulations, we find that the string separation ξ is proportional to the conformal time (horizon length) to a good approximation after an initial period of relaxation, and that the mean square velocity is approximately constant, with values around 0.3. In detail, however, there is variation between simulations due to lattice spacing and finite size effects.

We examine the lattice spacing dependence of the observables $\dot{\xi}$, \bar{v}^2 and $\tilde{\epsilon}$, as measured using the quantities described above. We performed simulations with a range of ratios of the lattice spacing Δx to the string width r_s , including a set of three simulations with identical initial conditions resolved on grids with $\Delta x/r_s = 0.5, 0.25$ and 0.125 . The lattice spacing dependence is quantified in Table VII.

We find that the mean square velocity shows significant lattice-spacing dependence, with a reduction of \bar{v}^2 of about 20% relative to the continuum extrapolation at a lattice spacing $\Delta x/r_s = 0.5$. There is no evidence of lattice spacing dependence in the measured values of $\dot{\xi}$, or in the radiative efficiency parameter $\tilde{\epsilon}$. This indicates that the principal effect of the lattice is to slow the strings down, rather than to trigger radiation.

The relevant limit for the exploitation of our simulations in a cosmological context is the large time and large volume extrapolation, which is equivalent to $r_s/\xi \rightarrow 0$. We quantify the dependence of the global observables on r_s/ξ Table VIII, finding that only $\dot{\xi}$ varies significantly through the range explored by our simulations.

We give the values of $\dot{\xi}$, \bar{v}^2 and $\tilde{\epsilon}$ in Table IX, along with uncertainties. The mean string separation per horizon length $\dot{\xi}$ is derived from extrapolations of a least squares fit against r_s/ξ , while the mean square velocity is derived from an extrapolation of a simultaneous fit to r_s/ξ and $\Delta x/r_s$. The radiation efficiency parameter is a simple weighted average. These are our estimates for the physical values for cosmic strings in the Abelian Higgs model.

B. Implications for cosmological simulations

The 4k simulations, with $N = 4096$ points per side, form the basis of our recently published cosmic microwave background power spectra for cosmic strings [3]. The important network observables from which the power spectra are calculated are the unequal time correlators (UETCs) of the energy-momentum tensor [17]. They depend on the global quantities ξ and \bar{v}^2 . In particular, the overall normalization is proportional to $1/\xi$, which at large times can be written $1/\tau\dot{\xi}$. The vector correlation is particularly sensitive to the mean square velocity, being proportional to \bar{v}^2 .

In simulations with $s = 1$, the string cores shrink in comoving coordinates, so that the effective resolution is higher than $\Delta x/r_s = 0.5$ for most of the simulation, and the effect of the grid on the string velocity is suppressed. For this reason we limited our determination of the near-equal time region of the UETCs to a range of times during which $\Delta x/r_s \lesssim 0.25$.

For larger time ratios, we used $s = 0$ simulations, scaled to match the $s = 1$ simulations. Our results in this work show that the different amplitudes of the UETCs can be connected to the different scaling values of $\dot{\xi}$ and \bar{v}^2 . However, in both cases, the extrapolated limit is compatible within error bars with the values obtained for the 4k simulations used in [17]. This means that the core growth method does not introduce significant systematic errors, although care must be taken to resolve the string core adequately in the comoving coordinates of the simulation.

Based on these results we conclude that the simulations used in [17] show the scaling necessary to translate the measured UETCs to cosmological scales, and that their global observables $\dot{\xi}$ and \bar{v}^2 are sufficiently close to their asymptotic values to correctly represent the large-time Abelian-Higgs string dynamics.

C. Nambu-Goto approximation

It is common to assume that cosmic strings can be described as infinitely thin relativistic strings, or Nambu-Goto strings, as $r_s/\xi \rightarrow 0$. Our simulations can be used to test this assumption, and to compare observables against the most recent simulations of networks of Nambu-Goto (NG) strings [25,26]. The NG large-separation limits for $\dot{\xi}$ and \bar{v}^2 are quoted in Table IX for comparison with the results for Abelian Higgs strings, although it should be noted that the NG data is calculated for “long” (length greater than ξ) strings only.

As discussed in Sec. III, energy conservation for NG strings is equivalent to length conservation, and so the total length of string in an NG network remains constant. Scaling manifests itself as the conversion of long strings to loops with lengths $\ell \lesssim \xi$. Most of the loops have sizes around the initial correlation length, although the energy (i.e., string length) is distributed over a wide range of

scales, with an approximately constant fraction of energy being transferred to stable loops of size $\ell \sim \xi$. There is nontrivial small-scale structure on the string network [45,46], as measured by the tangent vector correlator $\langle \dot{\mathbf{X}}(\sigma) \cdot \dot{\mathbf{X}}(0) \rangle$ at short distances.

The fact that the string length decreases in our simulations means that the NG approximation is failing. However, if one excludes non-self-intersecting loops, the remaining string in a NG simulation behaves similarly to an Abelian Higgs network: the string separation in units of the horizon length, $\dot{\xi}$, and the mean square velocity \bar{v}^2 both tend to constants. We see from Table IX that the mean string separation is lower and that the mean square velocities for NG simulations are higher, by about 15%.

The reason for these differences may lie in the NG approximation’s neglect of classical radiation, which one can see is about 70% more efficient than loop production (last column of Table IX). One would, therefore, expect that the field theory strings would have a lower density and so a larger separation. One might also expect that the radiation reaction would slow the field theory strings down.

The main difference between the NG simulations of [23–27] and those of strings in the Abelian Higgs model is the population of stable non-self-intersecting loops. As the massive radiation channel is excluded by the NG approximation, loops have no way of decaying. In the field theory, a loop of string of size ℓ radiates scalar and gauge radiation, and disappears in a time of order ℓ [19]. The global efficiency of this process is described by the radiative efficiency parameter \tilde{e} . It would be very interesting to determine where the radiation is coming from: is the radiative efficiency the same for long strings as for loops, or do long strings primarily lose energy into loops which then are responsible for most of the radiation. We will examine how the radiative efficiency depends on loop size in a future publication.

It was shown in [18] that a substantial proportion of the long string energy goes into loops, and it was speculated that these loops would eventually be stable in a large enough simulation. We see no evidence for a population of stable loops in field theory strings: they would show up as a departure from linear behavior in the mean string separation. We have recorded the position data for all strings, and we will check every loop looking for stability in the future publication mentioned above.

D. Radiation from strings

Field theory strings maintain their scaling configuration by emitting radiation in the form of massive fields. Naively one would expect that the radiative loss decreases exponentially as the string separation increases, as the string separation should be related to the mean curvature radius of the strings. Indeed, this is the case for standing wave configurations carefully prepared by cooling the field configuration around a sinusoidal string position [22].

The initial fields for our string networks are cooled in an identical way to those for the standing waves, and so in the initial phase of evolution the fields are as smooth as those which comprise the standing wave. Yet, after a short interval, the strings in a network start to lose energy, unlike standing waves.

We quantify the energy loss from a string network with the radiative efficiency parameter $\tilde{\epsilon}$, defined as the fraction of the energy in a string network radiated in a time interval ξ . It is conceptually similar to the loop chopping efficiency \tilde{c} introduced in modeling of Nambu-Goto networks [47], which quantifies the transfer of energy from long strings into loops. In the context of domain wall simulations, it has been also called the energy loss function [32,44].

We have conclusively demonstrated that the radiation is not a lattice artifact. We also find no significant dependence to $\tilde{\epsilon}$ on r_s/ξ , in the range explored by our simulations of $0.05 \gtrsim r_s/\xi \gtrsim 0.003$. In other words, the power per unit length of string decreases as $1/\xi$ rather than exponentially. It is this behavior, encoded in the constancy of $\tilde{\epsilon}$, that allows Abelian-Higgs string networks to scale.

It is rather remarkable that the string network is able to transport energy from the scale ξ into massive radiation with wavelength r_s , a factor of over 300 at the end of the largest simulations. The fact that the energy loss mechanism is essentially independent of the ratio r_s/ξ means that it cannot be perturbative radiation, which would decrease exponentially with ξ/r_s [22]. Hence, strings in a dynamic field theory network violate one of the assumptions behind the Nambu-Goto approximation. We believe that the incorrect assumption is that the field configuration in the local rest frame of the string is precisely that of the Nielsen-Olesen vortex with curvature ξ^{-1} . As discussed in [19], small-scale structure exists down to a length of order the string width r_s , and perturbs the field configuration in modes of frequency up the mass scale of the scalar and gauge fields, which can leave the string as radiation. The transport of energy over a large range of scales resembles turbulence, but a detailed understanding is still lacking. A visualization of isosurfaces of energy density in a 1024^3 radiation era $s = 0$ run, illustrating the complexity of the field configuration, can be found at [48].

E. Conclusions

To summarize, we have exhaustively investigated lattice spacing and finite size effects in the simulation of cosmic string networks in the classical Abelian Higgs model. We conclude that our $N = 4096$ (“4k”) simulations exhibit scaling over a wide enough range of scales to allow extrapolation to cosmological scales at late times, and that lattice spacing effects are well under control. We have quantified the uncertainties in the extrapolated global quantities ξ , the mean string separation as a fraction of the horizon, and \bar{v}^2 , the mean square string velocity.

The observed scaling of the Abelian Higgs string network implies the existence of an energy loss mechanism that transports energy from large scales to small, and we show that the efficiency of this energy loss mechanism, defined as the fractional energy loss in the time ξ , is independent of the ratio of string separation ξ to string width, implying that it can be extrapolated to large ξ and, hence, large times.

We conclude that our simulations are good evidence that scaling due to energy loss by classical radiation of massive fields is the correct scenario for field theory strings. The mechanism by which this radiation is produced is still not well understood, but the same mechanism is presumably at work producing scaling in domain wall networks in two and three dimensions [28–32].

Furthermore, the ability of strings to transport energy from large scales to small is clear even in Nambu-Goto strings, where most loops are produced with size of order the initial correlation length [24,25], maintaining small-scale structure on the string network [23]. We will investigate small-scale structure and loops in Abelian Higgs string networks in a future publication.

Our results showing the linear growth of the string separation imply that field-theory strings do not form large stable loops. Hence modeling based on the Nambu-Goto approximation exaggerates the density of string loops and, therefore, the amount of gravitational radiation emitted. This means that gravitational wave bounds based on radiation from stable loops [26,49,50] are likewise overestimated. The gravitational wave flux from Abelian Higgs strings is yet to be calculated, but one would expect the resulting spectrum to be more like that from global cosmic strings [51].

The implication is that there are no significant gravitational wave constraints on cosmic strings in field theories. Stronger constraints can be derived from bounds on high-energy particle emission [52], or cosmic microwave background fluctuations [3] if the fields making the string are decoupled from the Standard Model.

On the other hand, the Nambu-Goto approximation can be used to describe the large-scale properties of string networks, as are relevant for CMB perturbations [53,54], with 20%–30% accuracy. However, any observables which depend on a population of long-lived loops cannot be reliably be computed for field theory strings in the Nambu-Goto approximation.

The Nambu-Goto scenario may eventually be recovered if there is a very mild decrease of the radiative efficiency on r_s/ξ undetected over the range explored in our simulations, which becomes significant over cosmological scales.

Our work does not directly impact on the use of the classical Nambu-Goto action to describe the dynamics of fundamental cosmic strings [55–57], although our demonstration of the ability of strings to transport energy to the shortest length scale in the system and the solitonic aspects

of D-strings [58] may give cause for a re-evaluation of the Nambu-Goto approximation in that case too.

ACKNOWLEDGMENTS

This work has been supported by two grants from the Swiss National Supercomputing Centre (CSCS) under Project IDs s319 and s546. In addition, this work has been possible thanks to the computing infrastructure of the i2Basque academic network, the COSMOS Consortium supercomputer (within the DiRAC Facility jointly funded

by STFC and the Large Facilities Capital Fund of BIS), and the Andromeda/Baobab cluster of the University of Geneva. We also acknowledge the use of NERSC computational facilities during their test phase and thank Julian Borrill for help. M. H. (ORCID ID 0000-0002-9307-437X) acknowledges support from the Science and Technology Facilities Council (Grant No. ST/L000504/1). D. D. and M. K. acknowledge financial support from the Swiss NSF. J. L. and J. U. acknowledge support from Eusko Jaurlaritza (IT-979-16) and the Spanish Ministry MINECO (FPA2015-64041-C2-1P).

-
- [1] N. Bevis, M. Hindmarsh, M. Kunz, and J. Urrestilla, *Phys. Rev. D* **75**, 065015 (2007).
- [2] N. Bevis, M. Hindmarsh, M. Kunz, and J. Urrestilla, *Phys. Rev. D* **82**, 065004 (2010).
- [3] J. Lizarraga, J. Urrestilla, D. Daverio, M. Hindmarsh, and M. Kunz, *J. Cosmol. Astropart. Phys.* **10** (2016) 042.
- [4] P. A. R. Ade *et al.* (Planck Collaboration), *Astron. Astrophys.* **594**, A13 (2016).
- [5] T. Kibble, *J. Phys. A* **9**, 1387 (1976).
- [6] Ya. B. Zeldovich, *Mon. Not. R. Astron. Soc.* **192**, 663 (1980).
- [7] A. Vilenkin, *Phys. Rev. D* **24**, 2082 (1981).
- [8] A. Vilenkin and E. Shellard, *Cosmic Strings and Other Topological Defects* (Cambridge University Press, Cambridge, England, 1994).
- [9] M. Hindmarsh and T. Kibble, *Rep. Prog. Phys.* **58**, 477 (1995).
- [10] E. J. Copeland, L. Pogosian, and T. Vachaspati, *Classical Quantum Gravity* **28**, 204009 (2011).
- [11] M. Hindmarsh, *Prog. Theor. Phys. Suppl.* **190**, 197 (2011).
- [12] G. R. Vincent, M. Hindmarsh, and M. Sakellariadou, *Phys. Rev. D* **55**, 573 (1997).
- [13] A. Albrecht, R. A. Battye, and J. Robinson, *Phys. Rev. D* **59**, 023508 (1998).
- [14] L. Pogosian and T. Vachaspati, *Phys. Rev. D* **60**, 083504 (1999).
- [15] A. Avgoustidis, E. J. Copeland, A. Moss, and D. Skliros, *Phys. Rev. D* **86**, 123513 (2012).
- [16] G. Vincent, N. D. Antunes, and M. Hindmarsh, *Phys. Rev. Lett.* **80**, 2277 (1998).
- [17] D. Daverio, M. Hindmarsh, M. Kunz, J. Lizarraga, and J. Urrestilla, *Phys. Rev. D* **93**, 085014 (2016); **95**, 049903 (2017).
- [18] J. Moore, E. Shellard, and C. Martins, *Phys. Rev. D* **65**, 023503 (2001).
- [19] M. Hindmarsh, S. Stuckey, and N. Bevis, *Phys. Rev. D* **79**, 123504 (2009).
- [20] D. Forster, *Nucl. Phys.* **B81**, 84 (1974).
- [21] M. R. Anderson, F. Bonjour, R. Gregory, and J. Stewart, *Phys. Rev. D* **56**, 8014 (1997).
- [22] K. D. Olum and J. Blanco-Pillado, *Phys. Rev. Lett.* **84**, 4288 (2000).
- [23] C. Martins and E. Shellard, *Phys. Rev. D* **73**, 043515 (2006).
- [24] C. Ringeval, M. Sakellariadou, and F. Bouchet, *J. Cosmol. Astropart. Phys.* **02** (2007) 023.
- [25] J. J. Blanco-Pillado, K. D. Olum, and B. Shlaer, *Phys. Rev. D* **83**, 083514 (2011).
- [26] J. J. Blanco-Pillado, K. D. Olum, and B. Shlaer, *Phys. Rev. D* **89**, 023512 (2014).
- [27] J. J. Blanco-Pillado, K. D. Olum, and B. Shlaer, *Phys. Rev. D* **92**, 063528 (2015).
- [28] W. H. Press, B. S. Ryden, and D. N. Spergel, *Astrophys. J.* **347**, 590 (1989).
- [29] T. Garagounis and M. Hindmarsh, *Phys. Rev. D* **68**, 103506 (2003).
- [30] S. Borsanyi and M. Hindmarsh, *Phys. Rev. D* **77**, 045022 (2008).
- [31] A. M. M. Leite and C. J. A. P. Martins, *Phys. Rev. D* **84**, 103523 (2011).
- [32] C. J. A. P. Martins, I. Yu. Rybak, A. Avgoustidis, and E. P. S. Shellard, *Phys. Rev. D* **93**, 043534 (2016).
- [33] M. Hindmarsh, K. Rummukainen, and D. J. Weir, *Phys. Rev. Lett.* **117**, 251601 (2016).
- [34] M. Hindmarsh, K. Rummukainen, and D. J. Weir, *Phys. Rev. D* **95**, 063520 (2017).
- [35] C. T. Hill, H. M. Hodges, and M. S. Turner, *Phys. Rev. D* **37**, 263 (1988).
- [36] T. Hiramatsu, Y. Sendouda, K. Takahashi, D. Yamauchi, and C.-M. Yoo, *Phys. Rev. D* **88**, 085021 (2013).
- [37] K. J. M. Moriarty, E. Myers, and C. Rebbi, *Phys. Lett. B* **207**, 411 (1988).
- [38] M. Hindmarsh, K. Rummukainen, T. V. I. Tenkanen, and D. J. Weir, *Phys. Rev. D* **90**, 043539 (2014).
- [39] G. D. Moore, *Nucl. Phys.* **B480**, 689 (1996).
- [40] H. B. Nielsen and P. Olesen, *Nucl. Phys.* **B61**, 45 (1973).
- [41] G. H. Derrick, *J. Math. Phys. (N.Y.)* **5**, 1252 (1964).
- [42] N. S. Manton and P. Sutcliffe, *Topological Solitons* (Cambridge University Press, Cambridge, England, 2007).
- [43] A. Lopez-Eiguren, J. Urrestilla, and A. Achúcarro, *J. Cosmol. Astropart. Phys.* **01** (2017) 020.
- [44] C. J. A. P. Martins, I. Rybak, A. Avgoustidis, and E. Shellard, *Phys. Rev. D* **94**, 116017 (2016); **95**, 039902 (2017).

- [45] J. Polchinski and J. V. Rocha, *Phys. Rev. D* **74**, 083504 (2006).
- [46] J. Polchinski and J. V. Rocha, *Phys. Rev. D* **75**, 123503 (2007).
- [47] C. Martins and E. Shellard, *Phys. Rev. D* **65**, 043514 (2002).
- [48] See Supplemental Material at <http://link.aps.org/supplemental/10.1103/PhysRevD.96.023525> for a visualization of cosmic string network evolution.
- [49] S. A. Sanidas, R. A. Battye, and B. W. Stappers, *Phys. Rev. D* **85**, 122003 (2012).
- [50] J. Aasi *et al.* (VIRGO, LIGO Scientific Collaboration), *Phys. Rev. Lett.* **112**, 131101 (2014).
- [51] D. G. Figueroa, M. Hindmarsh, and J. Urrestilla, *Phys. Rev. Lett.* **110**, 101302 (2013).
- [52] H. F. Santana Mota and M. Hindmarsh, *Phys. Rev. D* **91**, 043001 (2015).
- [53] A. Lazanu and P. Shellard, *J. Cosmol. Astropart. Phys.* **02** (2015) 024.
- [54] A. Lazanu, E. Shellard, and M. Landriau, *Phys. Rev. D* **91**, 083519 (2015).
- [55] S. Sarangi and S. H. Tye, *Phys. Lett. B* **536**, 185 (2002).
- [56] E. J. Copeland, R. C. Myers, and J. Polchinski, *J. High Energy Phys.* **06** (2004) 013.
- [57] G. Dvali and A. Vilenkin, *J. Cosmol. Astropart. Phys.* **03** (2004) 010.
- [58] G. Dvali and A. Vilenkin, *Phys. Rev. D* **67**, 046002 (2003).